



US00D876337S

(12) **United States Design Patent** (10) **Patent No.:** **US D876,337 S**
Schoeppner et al. (45) **Date of Patent:** **** Feb. 25, 2020**

- (54) **TIRE SIDEWALL**
- (71) Applicant: **The Goodyear Tire & Rubber Company**, Akron, OH (US)
- (72) Inventors: **Nicholas Thomas Schoeppner**, Canton, OH (US); **Ronald Bryan Henegar**, Broadview Heights, OH (US); **Jason David Rismiller**, Medina, OH (US)
- (73) Assignee: **The Goodyear Tire & Rubber Company**, Akron, OH (US)
- (**) Term: **15 Years**
- (21) Appl. No.: **29/665,291**
- (22) Filed: **Oct. 2, 2018**
- (51) **LOC (12) Cl.** **12-15**
- (52) **U.S. Cl.**
USPC **D12/605**
- (58) **Field of Classification Search**
USPC D12/604, 605
CPC B60C 13/00; B60C 1/00
See application file for complete search history.

D553,076 S	10/2007	Miyasaka	D12/605
D557,202 S	12/2007	Shondel	D12/605
D563,310 S	3/2008	Shondel	D12/605
D567,169 S	4/2008	Maxwell et al.	D12/605
D569,792 S *	5/2008	Holden	D12/605
D571,287 S	6/2008	Dixon	D12/605
D574,320 S	8/2008	Dixon	D12/605

(Continued)

Primary Examiner — Michelle E. Wilson
Assistant Examiner — Clese Moore, Jr.
(74) *Attorney, Agent, or Firm* — Robert N. Lipsik

(57) **CLAIM**

The ornamental Design for a tire sidewall, as shown and described.

DESCRIPTION

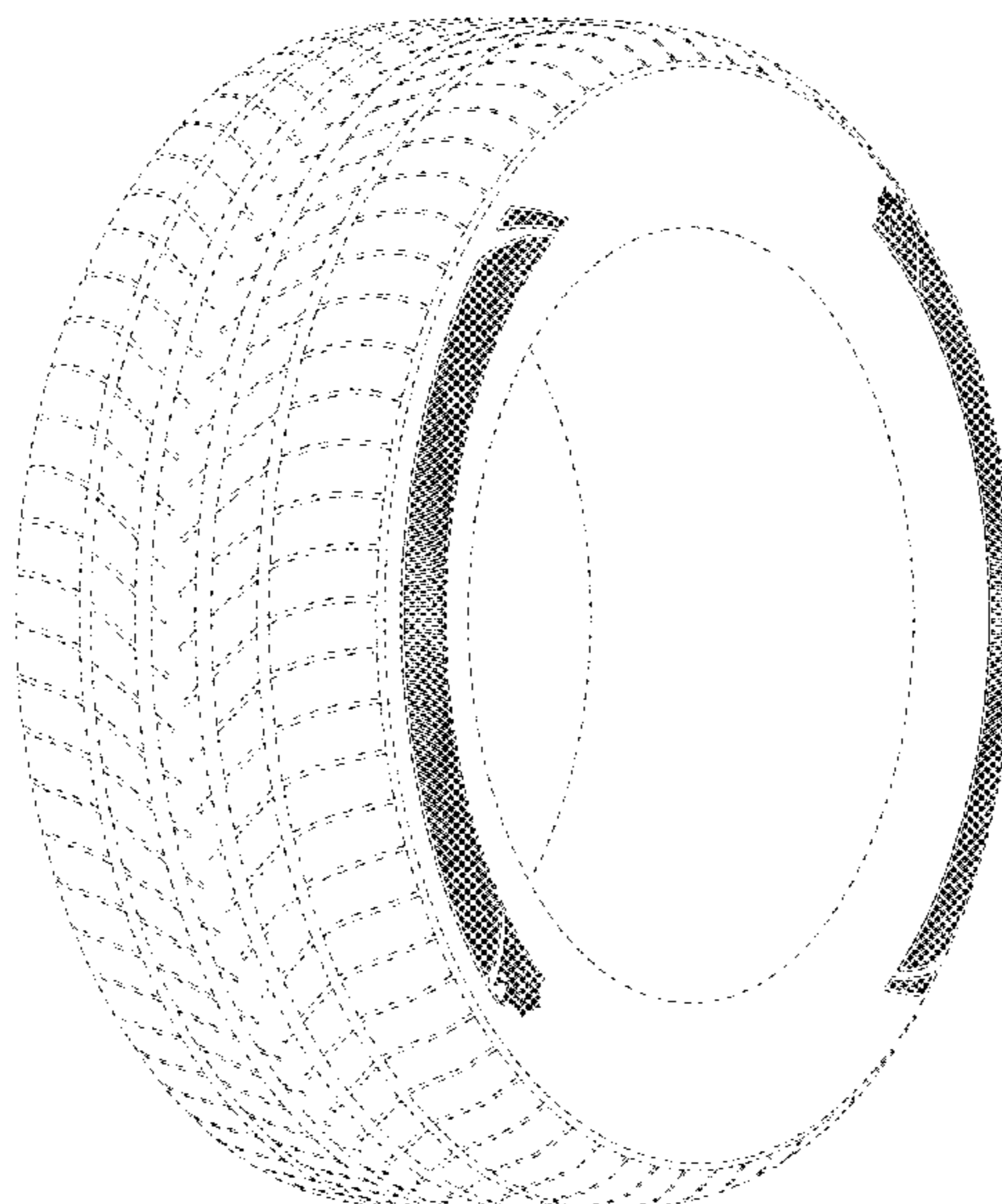
FIG. 1 is a perspective view of a tire sidewall showing our new design;
FIG. 2 is a front elevational view thereof;
FIG. 3 is an enlarged fragmentary perspective view thereof;
FIG. 4 is an enlarged fragmentary front elevational view thereof;
FIG. 5 is a perspective view of a second embodiment of a tire sidewall showing the opposite side of the tire sidewall of FIG. 1 with the tire of FIG. 1 rotated about a vertical axis 180 degrees;
FIG. 6 is a front elevational view of the second embodiment thereof;
FIG. 7 is an enlarged fragmentary perspective view of the second embodiment thereof; and,
FIG. 8 is an enlarged fragmentary front elevational view of the second embodiment thereof.
In the drawings, the broken lines showing of the tire tread, inner bead and the peripheral boundary between the tire tread and the sidewall in FIGS. 1 through 4 and 7 through 10 depict environmental subject matter and form no part of the claimed design.

1 Claim, 8 Drawing Sheets

(56) **References Cited**

U.S. PATENT DOCUMENTS

D492,648 S	7/2004	Maxwell et al.	D12/605
D503,146 S	3/2005	Maxwell et al.	D12/605
D517,003 S	3/2006	Shondel	D12/605
D540,250 S	4/2007	Shondel	D12/605
D540,740 S	4/2007	Maxwell et al.	D12/605
D543,496 S	5/2007	Shondel et al.	D12/605
D543,497 S	5/2007	Maxwell et al.	D12/605
D543,932 S	6/2007	Shondel	D12/605
D547,261 S	7/2007	Shondel et al.	D12/605
D549,168 S	8/2007	Shondel et al.	D12/605
D550,150 S	9/2007	Shondel	D12/605
D552,535 S	10/2007	Smith	D12/605
D552,536 S	10/2007	Shondel	D12/605
D552,537 S	10/2007	Franks et al.	D12/605



(56)

References Cited

U.S. PATENT DOCUMENTS

D581,352 S	11/2008	Harvey	D12/605	D683,695 S	6/2013	Takeshima	D12/605
D581,353 S	11/2008	Harvey	D12/605	D684,111 S	6/2013	Vandaele	D12/605
D581,354 S	11/2008	Harvey	D12/605	D699,665 S	2/2014	Maxwell et al.	D12/605
D583,313 S	12/2008	Harvey	D12/605	D700,886 S	* 3/2014	Matsumoto	D12/605
D585,016 S	1/2009	Weimer et al.	D12/605	D708,121 S	* 7/2014	Iwabuchi	D12/605
D585,017 S	1/2009	Shondel	D12/605	D711,816 S	* 8/2014	Iwabuchi	D12/605
D588,529 S	3/2009	Reese et al.	D12/605	D732,468 S	6/2015	Schoeppner et al.	D12/605
D588,532 S	3/2009	Shondel	D12/605	D735,123 S	* 7/2015	Iwabuchi	D12/605
D593,939 S	* 6/2009	Maxwell	D12/605	D750,554 S	* 3/2016	Iwabuchi	D12/605
D605,583 S	12/2009	Scheifele	D12/605	D768,067 S	* 10/2016	Kuwano	D12/605
D606,933 S	12/2009	Palma et al.	D12/605	D773,985 S	* 12/2016	Sakamoto	D12/605
D608,275 S	1/2010	Maxwell	D12/605	D777,657 S	1/2017	Noel et al.	D12/605
D610,978 S	3/2010	Harvey et al.	D12/605	D777,658 S	* 1/2017	Taniguchi	D12/605
D610,980 S	3/2010	Shondel	D12/605	D782,407 S	* 3/2017	Nagase	D12/605
D610,981 S	3/2010	Shondel	D12/605	D791,694 S	* 7/2017	Sato	D12/605
D614,123 S	4/2010	Harvey	D12/605	D792,340 S	* 7/2017	Iwabuchi	D12/605
D628,959 S	12/2010	Harvey	D12/605	D798,805 S	10/2017	Schultz et al.	D12/605
D629,745 S	* 12/2010	Shondel	D12/605	D801,263 S	* 10/2017	Sato	D12/605
D640,187 S	6/2011	Fontaine et al.	D12/605	D802,526 S	* 11/2017	Ishikawa	D12/605
D650,323 S	* 12/2011	Morito	D12/605	D806,643 S	* 1/2018	Yasunaga	D12/605
D656,089 S	3/2012	Miyazaki	D12/605	D817,860 S	5/2018	Maxwell et al.	D12/605
D667,369 S	9/2012	Fontaine et al.	D12/605	D822,590 S	7/2018	Maxwell et al.	D12/605
D678,832 S	* 3/2013	Fontaine	D12/605	D823,785 S	7/2018	Noel et al.	D12/605
D680,490 S	* 4/2013	Iwabuchi	D12/605	D829,643 S	* 10/2018	Mita	D12/605
					D829,644 S	* 10/2018	Morita	D12/605
					D830,960 S	* 10/2018	Sato	D12/605

* cited by examiner

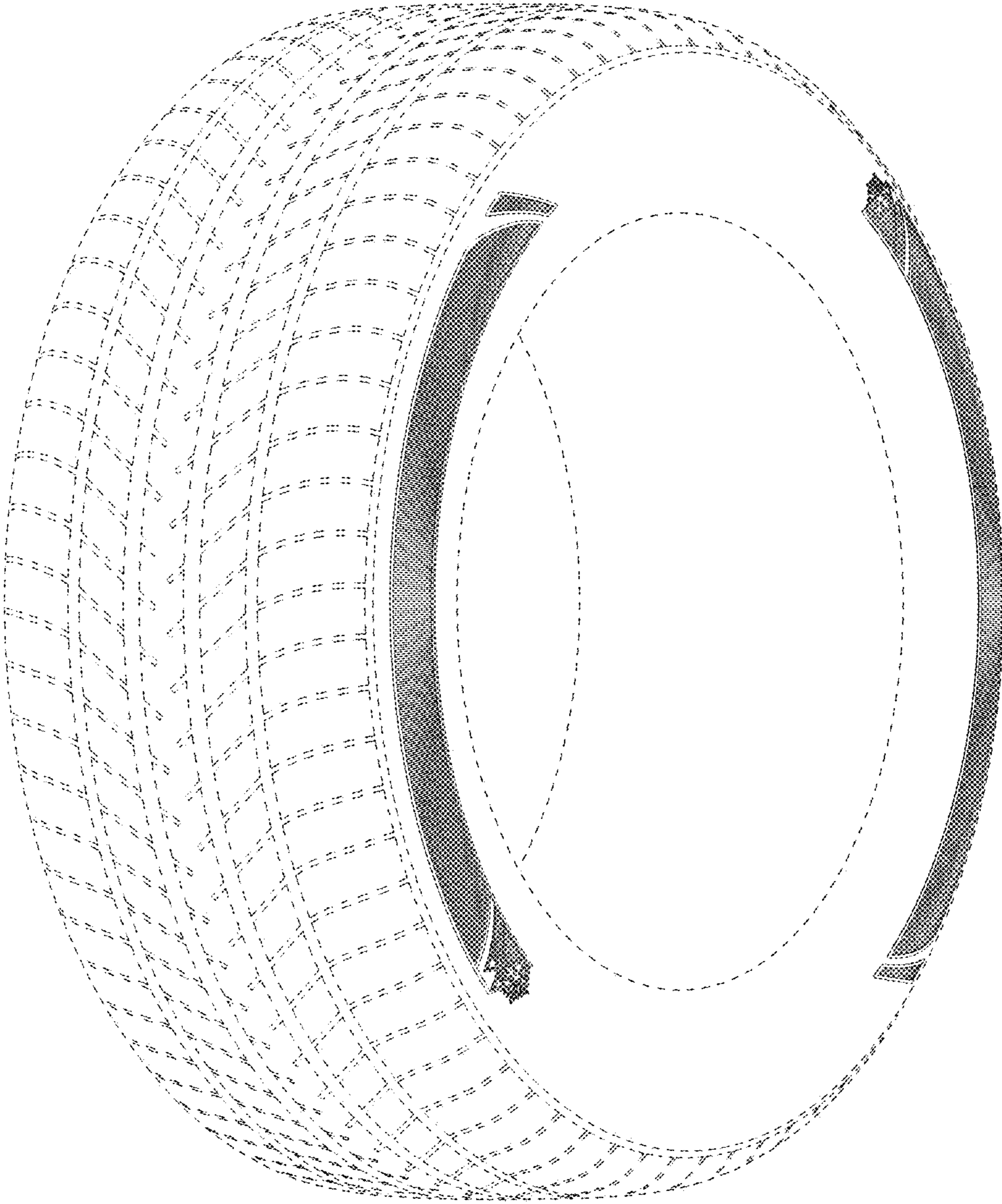


FIG - 1

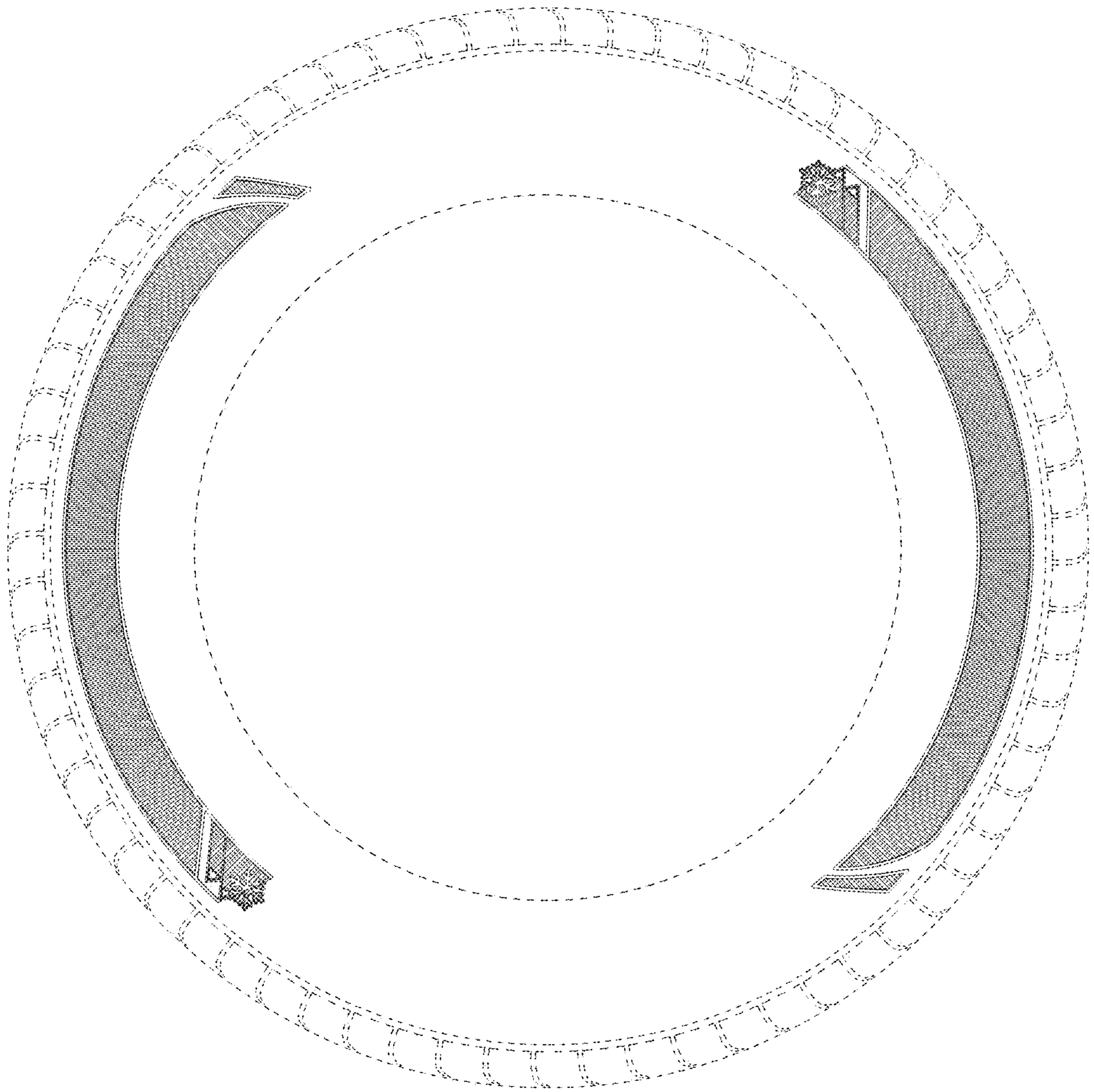


FIG - 2




FIG - 3




FIG - 4

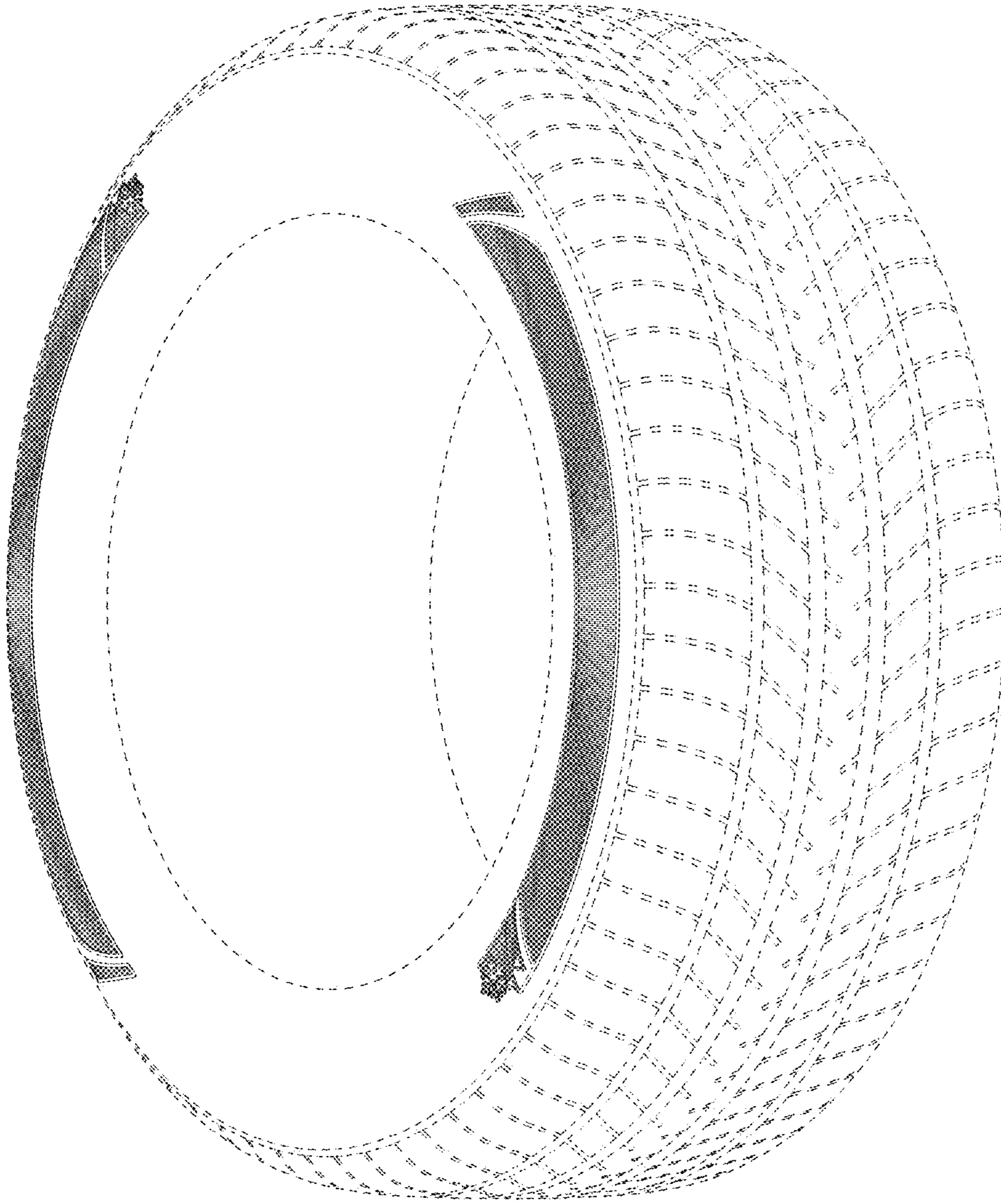


FIG - 5

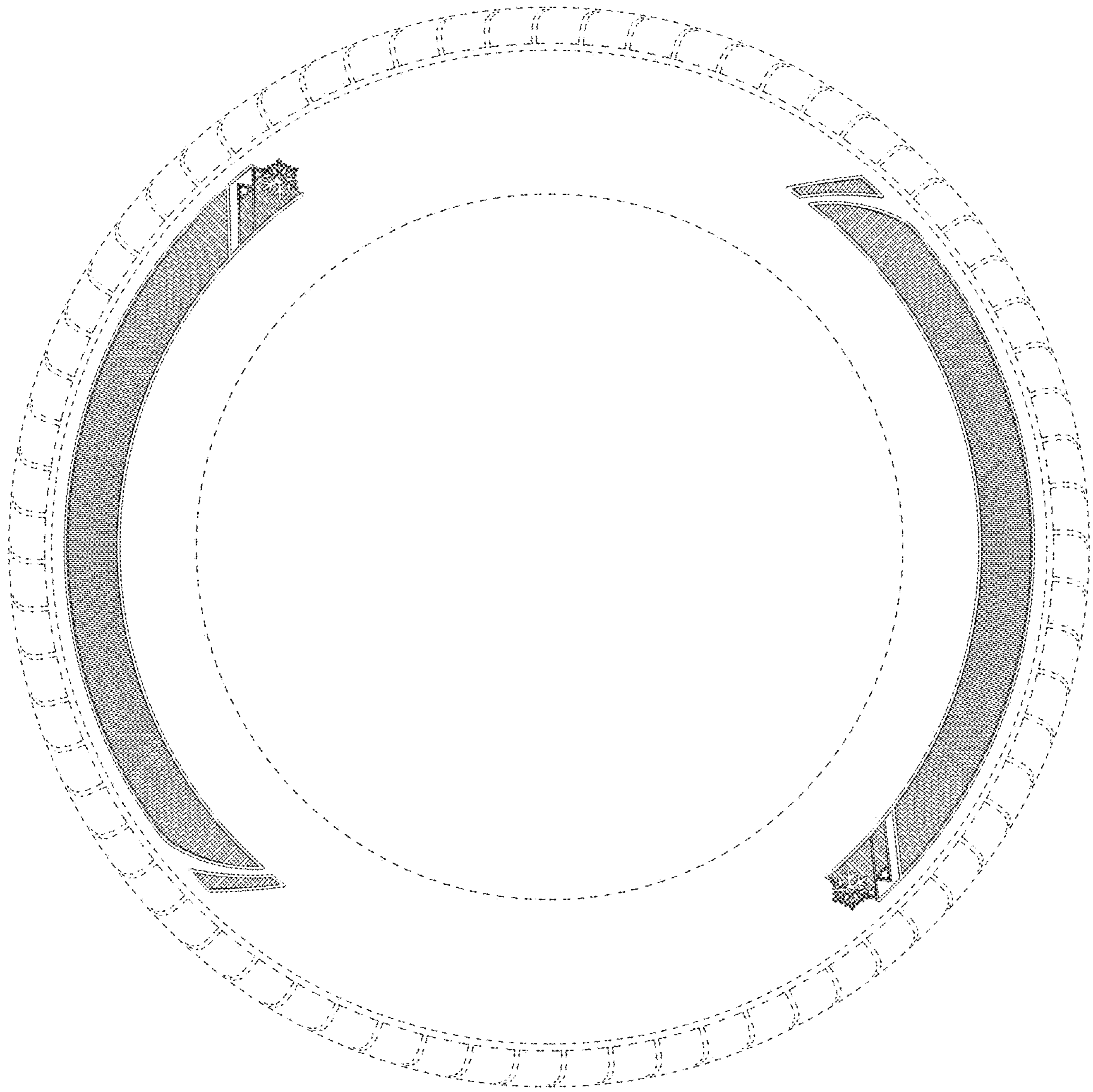


FIG - 6




FIG - 7




FIG - 8