

US00D876333S

(12) **United States Design Patent** (10) **Patent No.:** **US D876,333 S**
Fontaine et al. (45) **Date of Patent:** **** Feb. 25, 2020**

(54) **TIRE SIDEWALL**
(71) Applicant: **The Goodyear Tire & Rubber Company, Akron, OH (US)**
(72) Inventors: **Sebastien Willy Fontaine, Vichten (LU); Thibaut Jacques Jean Berge, Mersch (LU); Wendy Therese Frida El-Sebaly, Burg-Reuland (BE); Didier Pol Colson, Vaux-sur-Sure (BE); Lucien Biferi, Brehain-la-Ville (FR)**
(73) Assignee: **The Goodyear Tire & Rubber Company, Akron, OH (US)**
(**) Term: **15 Years**

D549,168 S 8/2007 Shondel et al. D12/605
D550,150 S 9/2007 Shondel D12/605
D552,535 S 10/2007 Smith D12/605
D552,536 S 10/2007 Shondel D12/605
D553,076 S 10/2007 Miyasaka D12/605
D557,202 S 12/2007 Shondel D12/605
D558,138 S 12/2007 Shondel D12/605
D563,310 S 3/2008 Shondel D12/605
D567,169 S 4/2008 Maxwell et al. D12/605
D568,236 S 5/2008 Holden et al. D12/605
D569,792 S 5/2008 Holden et al. D12/605
D571,287 S 6/2008 Dixon D12/605
D574,320 S 8/2008 Dixon D12/605
D581,352 S 11/2008 Harvey D12/605
D581,353 S 11/2008 Harvey D12/605
D581,354 S 11/2008 Harvey D12/605
D583,313 S 12/2008 Harvey D12/605
D585,016 S 1/2009 Weimer et al. D12/605

(Continued)

(21) Appl. No.: **29/659,046**
(22) Filed: **Aug. 6, 2018**
(51) **LOC (12) Cl.** **12-15**
(52) **U.S. Cl.**
USPC **D12/605**
(58) **Field of Classification Search**
USPC D12/604, 605
CPC B60C 13/00; B60C 1/00
See application file for complete search history.

Primary Examiner — Michelle E. Wilson
Assistant Examiner — Clese Moore, Jr.
(74) *Attorney, Agent, or Firm* — Robert N. Lipsik

(57) **CLAIM**


The ornamental Design for a tire sidewall, as shown and described.

DESCRIPTION

FIG. 1 is a perspective view of a tire sidewall showing our new design;
FIG. 2 is a front elevational view thereof;
FIG. 3 is an enlarged fragmentary perspective view thereof; and,
FIG. 4 is an enlarged fragmentary front elevational view thereof.
In the drawings, the broken lines showing of the tire tread, inner bead and the peripheral boundary between the tire tread and the sidewall in FIGS. 1 through 3 depict environmental subject matter and form no part of the claimed design.

(56) **References Cited**
U.S. PATENT DOCUMENTS
D492,648 S 7/2004 Maxwell et al. D12/605
D503,146 S 3/2005 Maxwell et al. D12/605
D540,250 S 4/2007 Shondel D12/605
D540,740 S 4/2007 Maxwell et al. D12/605
D542,219 S * 5/2007 Shondel D12/605
D542,220 S * 5/2007 Shondel D12/605
D543,496 S 5/2007 Shondel et al. D12/605
D543,497 S 5/2007 Maxwell et al. D12/605
D543,499 S 5/2007 Shondel D12/605
D543,932 S 6/2007 Shondel D12/605
D547,261 S 7/2007 Shondel et al. D12/605

1 Claim, 4 Drawing Sheets



(56)

References Cited

U.S. PATENT DOCUMENTS

D585,017 S	1/2009	Shondel	D12/605
D588,529 S	3/2009	Reese et al.	D12/605
D588,532 S	3/2009	Shondel	D12/605
D605,583 S	12/2009	Scheifele	D12/605
D606,933 S	12/2009	Palma et al.	D12/605
D610,978 S	3/2010	Harvey et al.	D12/605
D610,980 S	3/2010	Shondel	D12/605
D610,981 S	3/2010	Shondel	D12/605
D614,123 S	4/2010	Harvey	D12/605
D628,959 S	12/2010	Harvey	D12/605
D640,187 S	6/2011	Fontaine et al.	D12/605
D667,369 S	9/2012	Fontaine et al.	D12/605
D684,109 S *	6/2013	Iwabuchi	D12/605
D684,111 S	6/2013	Vandaele	D12/605
D693,761 S *	11/2013	Nakamura	D12/605
D699,665 S	2/2014	Maxwell et al.	D12/605
D732,468 S	6/2015	Schoeppner et al.	D12/605
D750,555 S	3/2016	Iwabuchi	D12/605
D754,063 S *	4/2016	Iwabuchi	D12/605
D769,182 S *	10/2016	Iwabuchi	D12/605
D769,807 S	10/2016	Ishikawa	D12/605
D773,987 S *	12/2016	Ishikawa	D12/605
D791,067 S *	7/2017	Iwabuchi	D12/605
D791,693 S *	7/2017	Iwabuchi	D12/605
D795,798 S *	8/2017	Kamada	D12/605
D798,805 S	10/2017	Schultz et al.	D12/605
D802,526 S *	11/2017	Ishikawa	D12/605
D804,402 S *	12/2017	Kamada	D12/605
D807,284 S *	1/2018	Iwabuchi	D12/605
D808,333 S *	1/2018	Iwabuchi	D12/605
D813,799 S	3/2018	Maxwell et al.	D12/605
D817,860 S	5/2018	Maxwell et al.	D12/605
D822,590 S *	7/2018	Maxwell	D12/605
D843,930 S *	3/2019	Itoi	D12/605

* cited by examiner

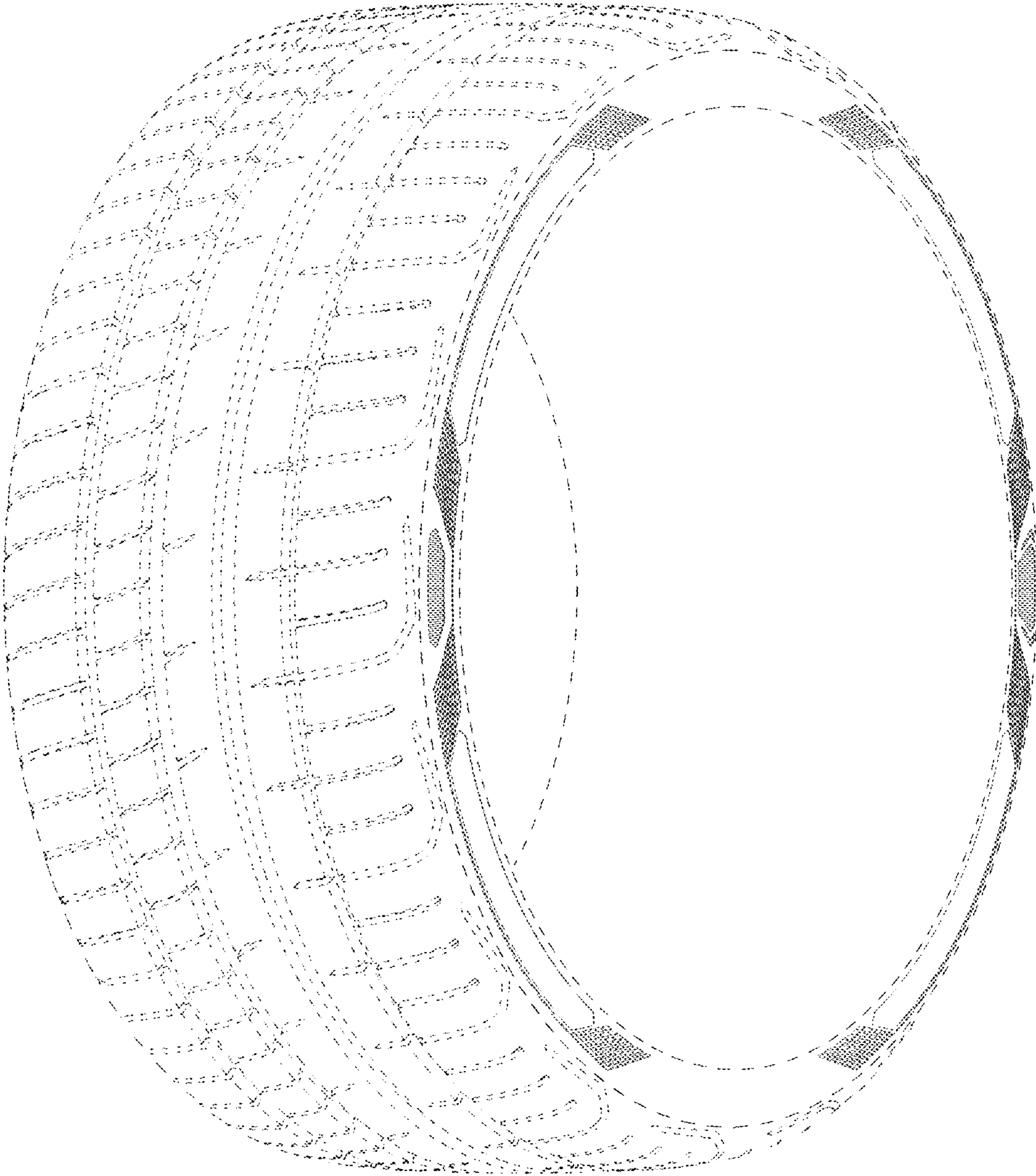


FIG - 1




FIG - 2

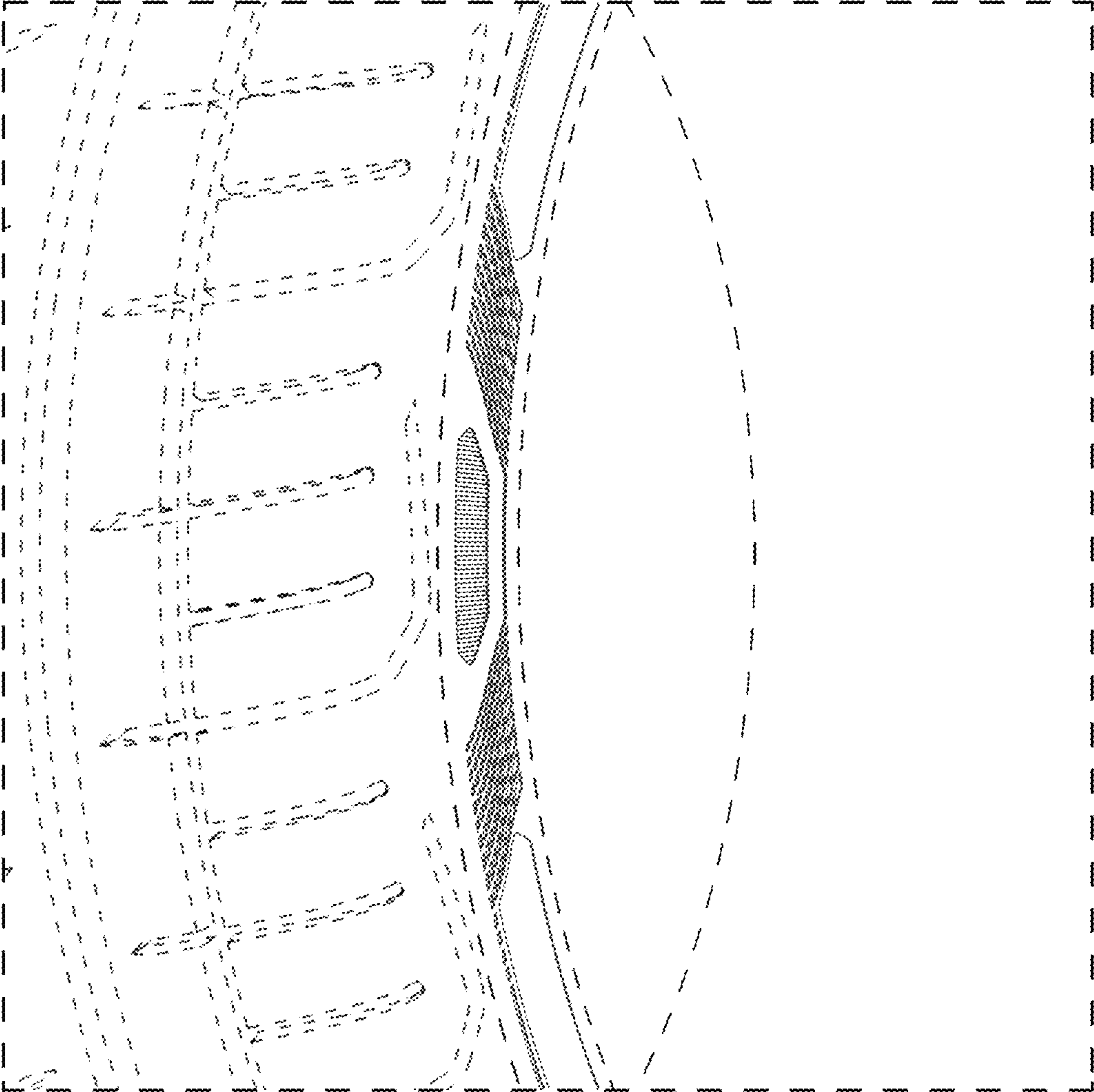


FIG - 3

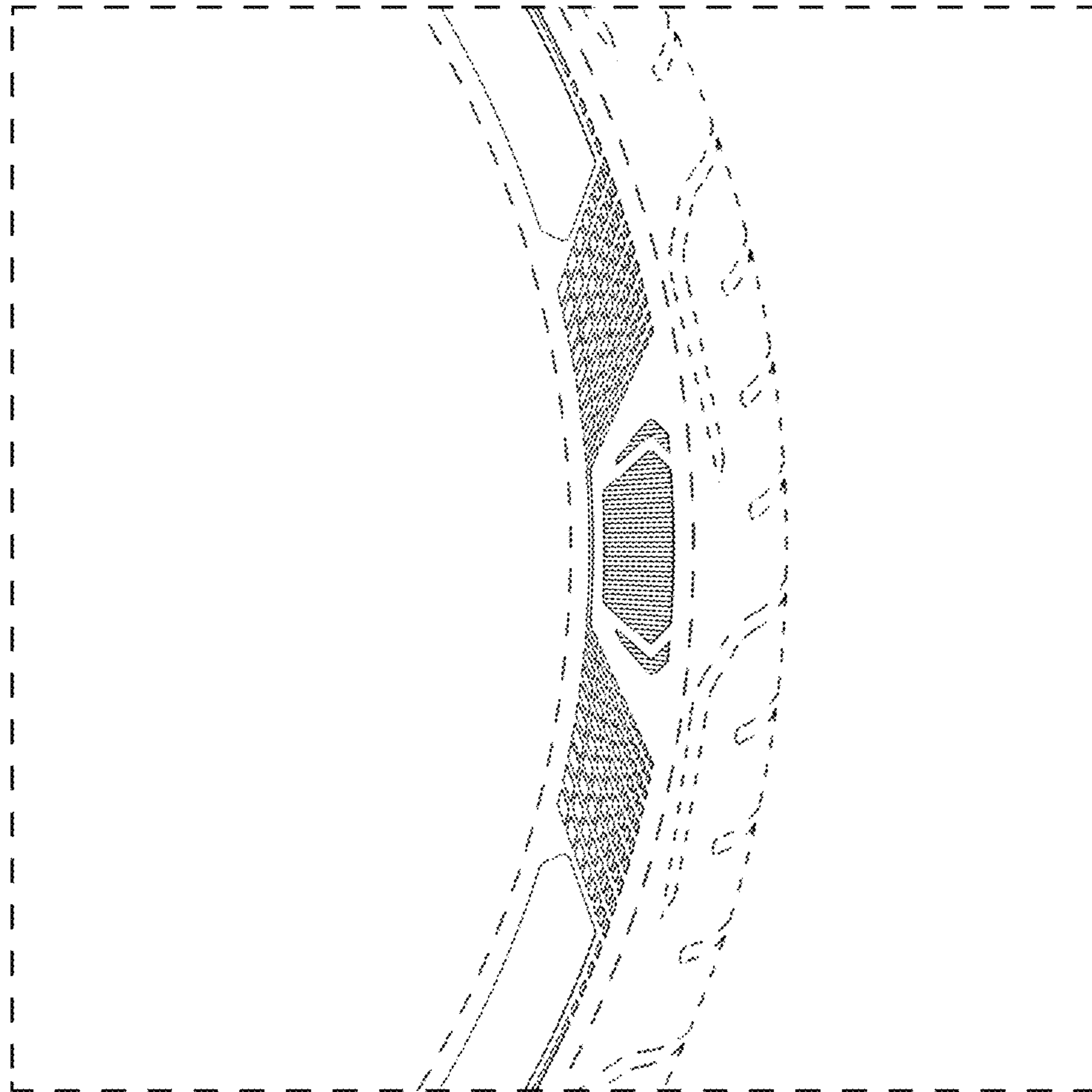


FIG - 4