



US00D876325S

(12) **United States Design Patent**
Guidry

(10) **Patent No.:** **US D876,325 S**

(45) **Date of Patent:** **** Feb. 25, 2020**

- (54) **TIRE**
- (71) Applicant: **Interco Tire Corporation**, Rayne, LA (US)
- (72) Inventor: **Warren L. Guidry**, Rayne, LA (US)
- (**) Term: **15 Years**
- (21) Appl. No.: **29/657,771**
- (22) Filed: **Jul. 25, 2018**
- (51) **LOC (12) Cl.** **12-15**
- (52) **U.S. Cl.**
USPC **D12/579**
- (58) **Field of Classification Search**
USPC D12/579, 592, 593, 594, 596, 597, 600,
D12/601, 602, 603
CPC B60C 11/01; B60C 11/11
See application file for complete search history.

- D444,108 S * 6/2001 Maxwell D12/579
- 6,250,353 B1 * 6/2001 Maxwell B60C 11/0316
152/209.15
- D457,126 S * 5/2002 Allison D12/579
- D469,737 S * 2/2003 Guidry D12/596
- D487,721 S * 3/2004 Guidry D12/544
- D612,799 S * 3/2010 Wallet D12/579
- D642,509 S * 8/2011 Curtis D12/579
- D673,895 S * 1/2013 Smith B60C 11/01
D12/579
- D810,005 S * 2/2018 Ma D12/579
- D827,559 S * 9/2018 Thornburg D12/579

* cited by examiner

Primary Examiner — Robert M. Spear

(74) *Attorney, Agent, or Firm* — Ted M. Anthony

(57) **CLAIM**

The ornamental design for a tire, as shown and described.

DESCRIPTION

FIG. 1 is a side perspective view of a tire of the present invention.

FIG. 2 is a front elevation view of a tire depicted in FIG. 1.

FIG. 3 is a side elevation view of a tire depicted in FIGS. 1 through 2, rotated about a substantially vertical axis from the view depicted in FIG. 2.

FIG. 4 is a reverse side elevation view of a tire depicted in FIGS. 1 through 3; and,

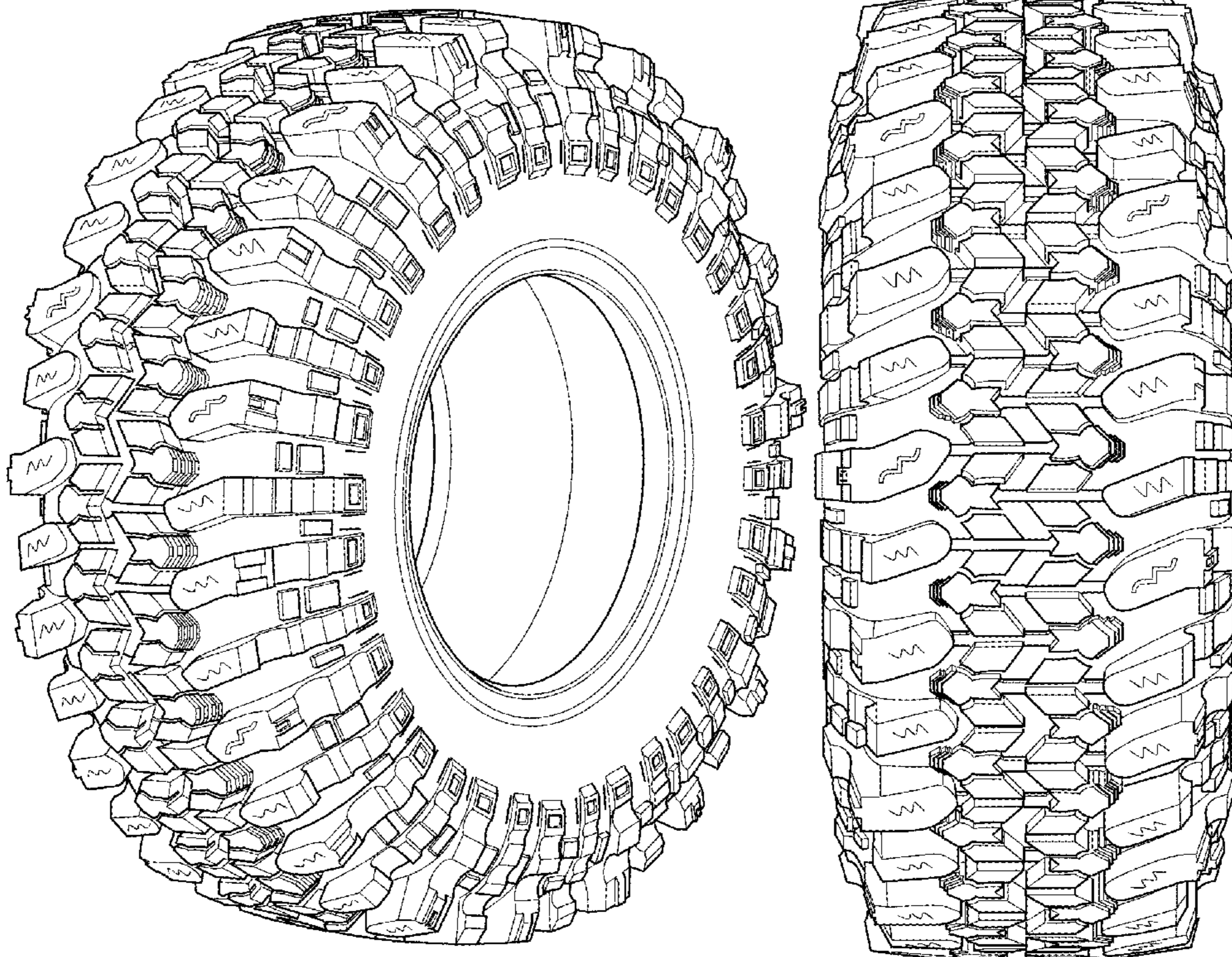
FIG. 5 is a view of treads of a tire depicted in FIGS. 1 through 4.

(56) **References Cited**

U.S. PATENT DOCUMENTS

- D160,318 S * 10/1950 Hawkinson D12/593
- D225,040 S * 10/1972 Marick D12/592
- D328,579 S * 8/1992 Manestar B60C 11/0316
D12/579
- D390,178 S * 2/1998 Maxwell D12/593
- D400,141 S * 10/1998 Maxwell D12/579
- D412,143 S * 7/1999 Guidry D12/596
- D413,557 S * 9/1999 Bonko D12/579
- D428,838 S * 8/2000 Maxwell D12/579
- 6,189,586 B1 * 2/2001 Guidry B60C 11/01
152/209.15

1 Claim, 5 Drawing Sheets



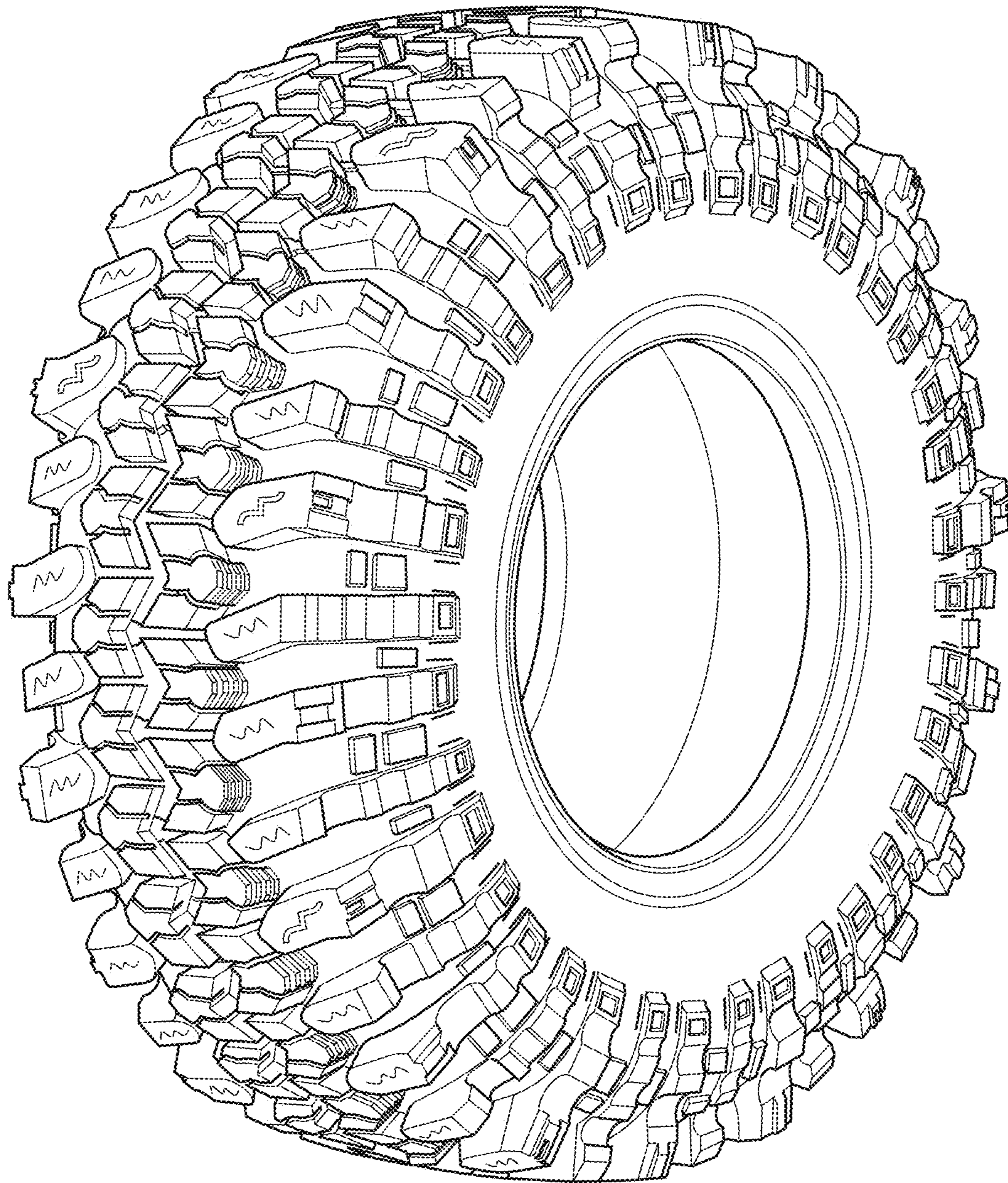


FIG. 1

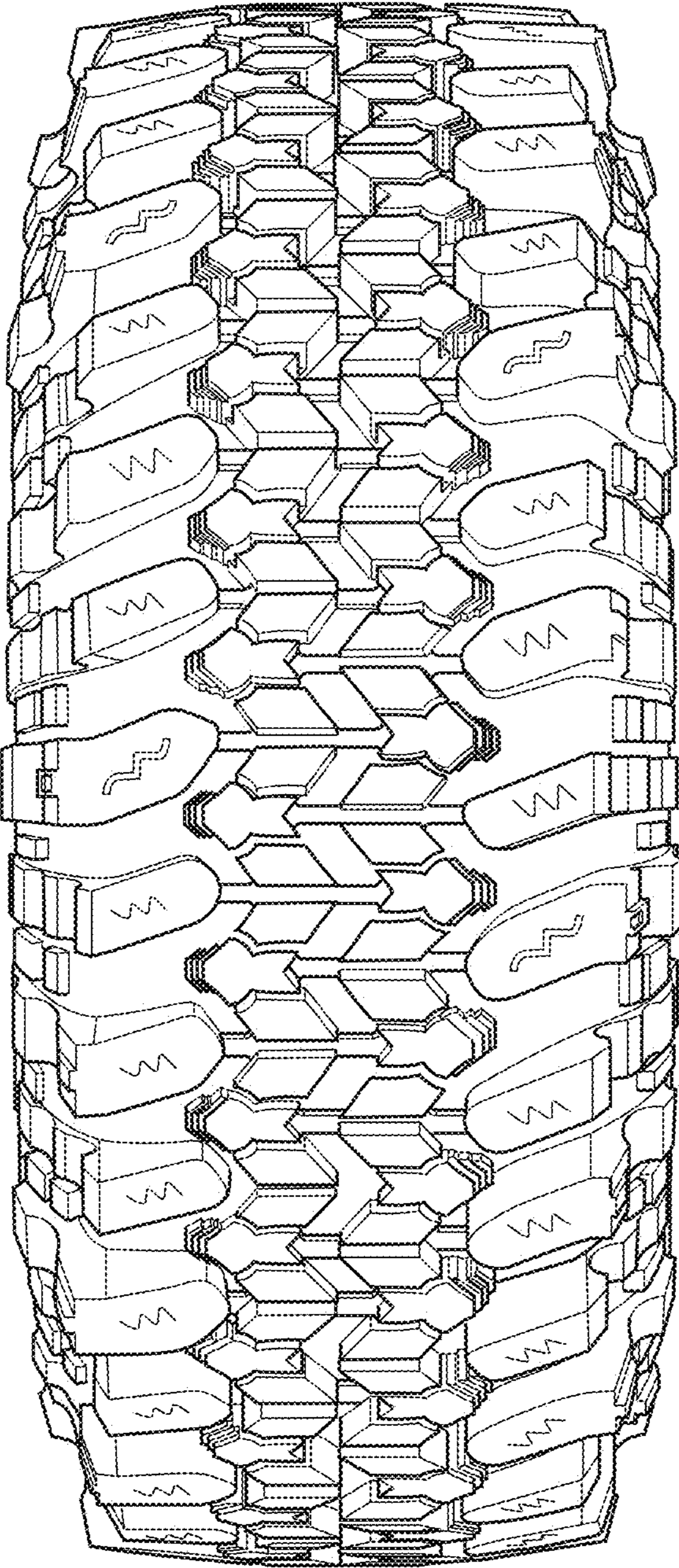


FIG. 2

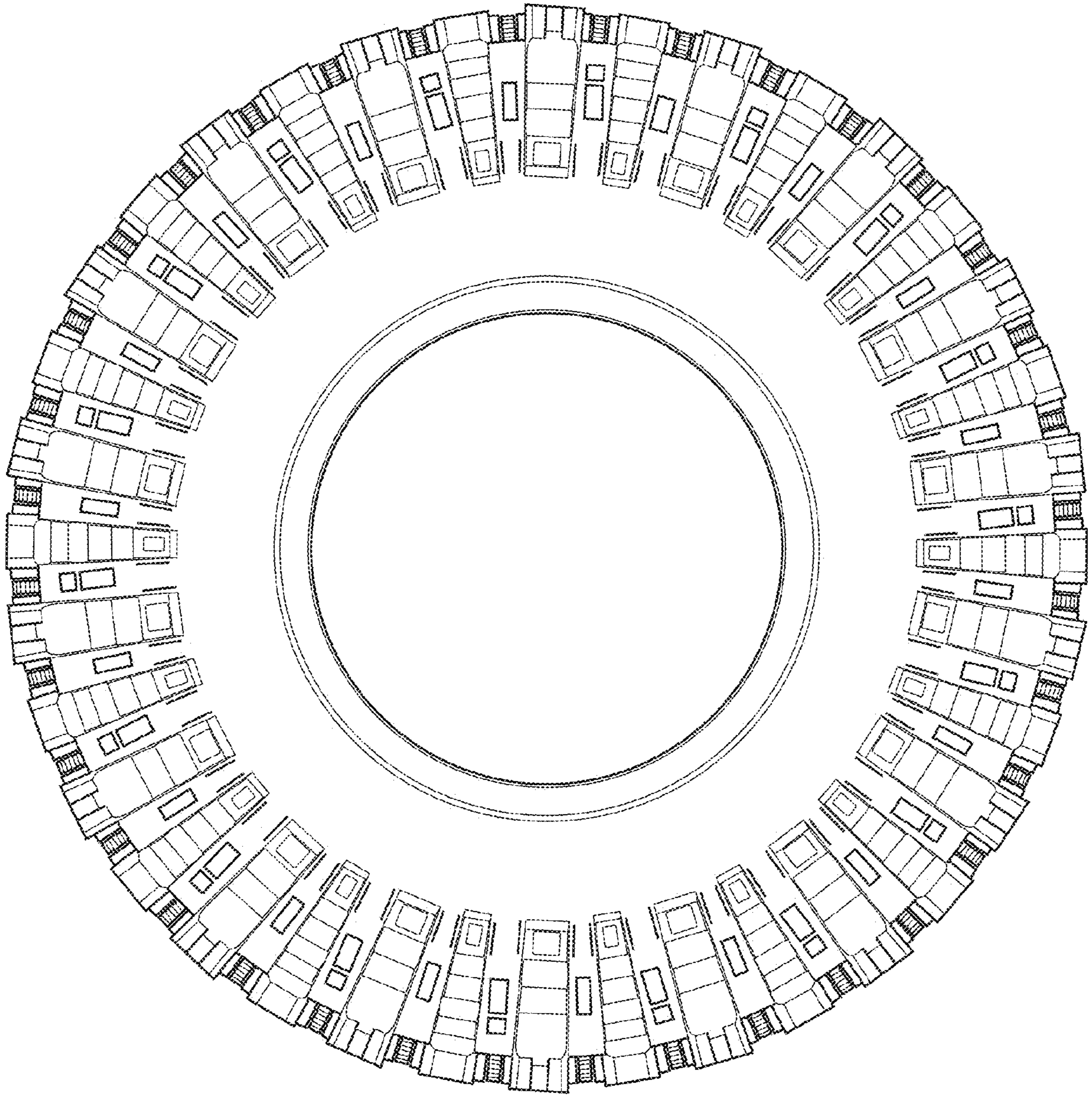


FIG. 3

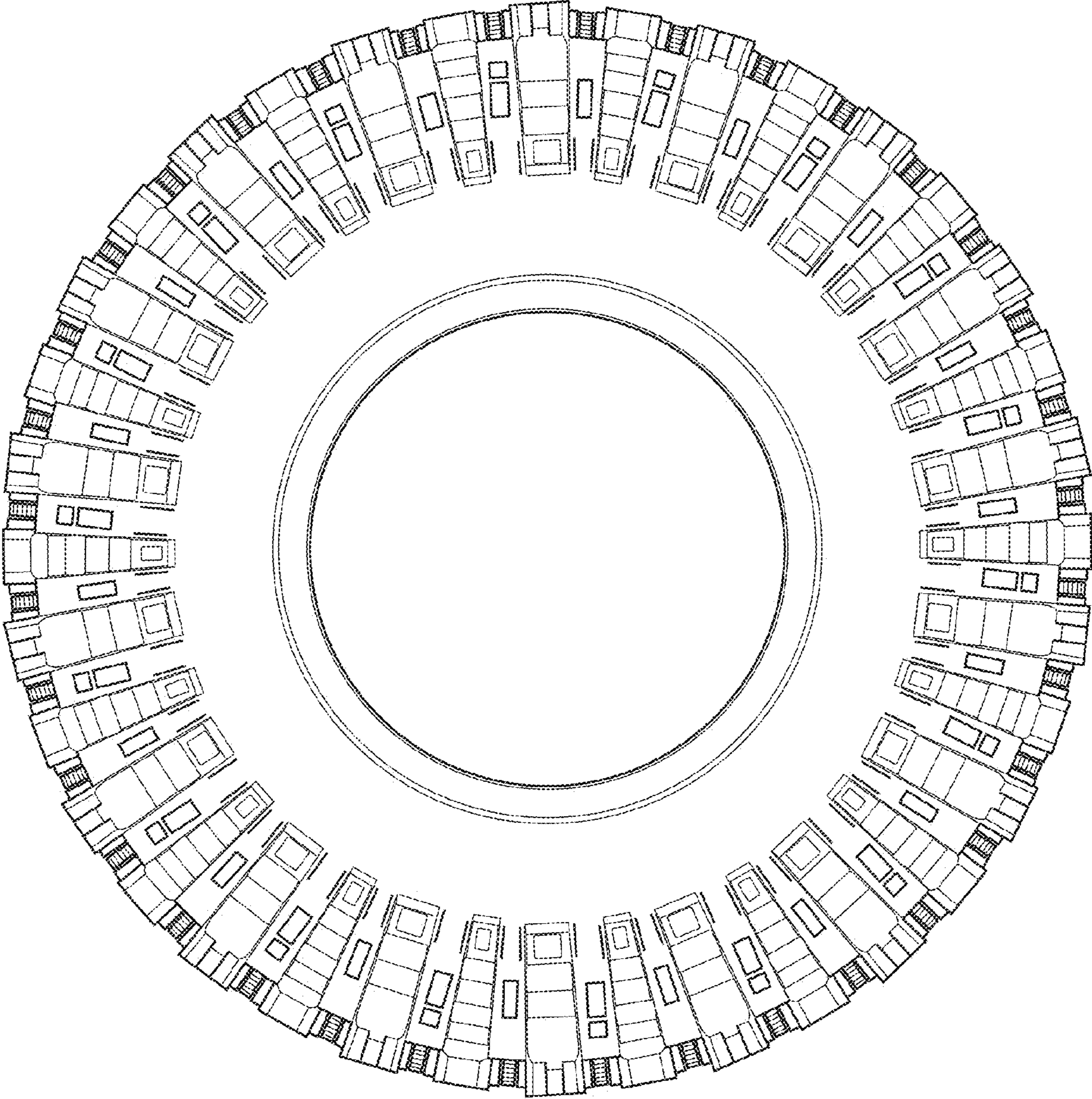


FIG. 4

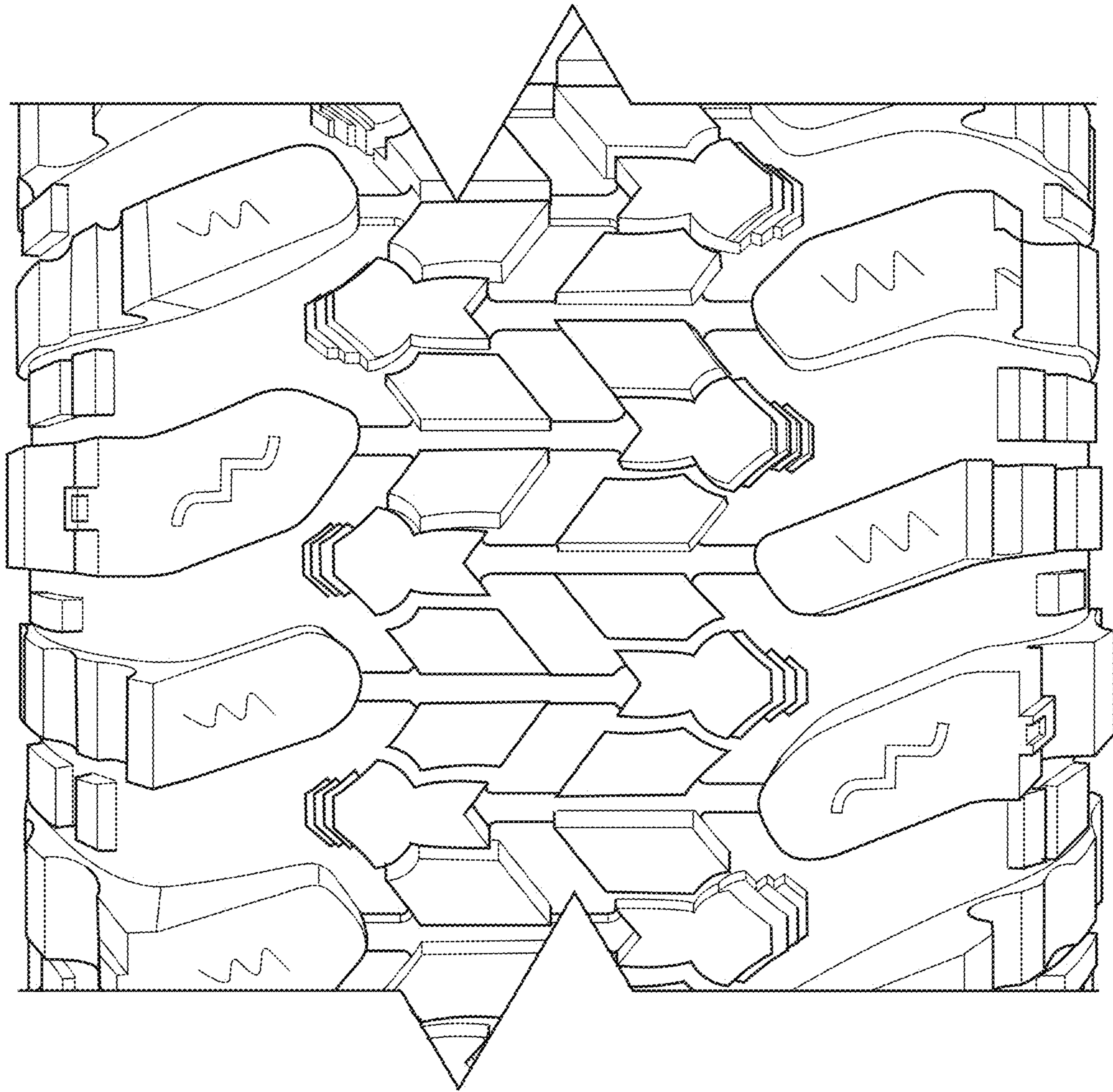


FIG. 5