



US00D876300S

(12) **United States Design Patent**
Chiang

(10) **Patent No.:** **US D876,300 S**

(45) **Date of Patent:** **** Feb. 25, 2020**

(54) **FRONT BUMPER LOWER LIP SPLITTER**

D848,325 S * 5/2019 Thurber D12/169
D864,063 S * 10/2019 DiCanzio D12/181
D868,656 S * 12/2019 De Leon D12/181

(71) Applicant: **Man Kit Chiang**, Fremont, CA (US)

* cited by examiner

(72) Inventor: **Man Kit Chiang**, Fremont, CA (US)

Primary Examiner — Melody N Brown

(**) Term: **15 Years**

(21) Appl. No.: **29/654,348**

(57) **CLAIM**

(22) Filed: **Jun. 22, 2018**

The ornamental design for a front bumper lower lip splitter, as shown and described.

(51) **LOC (12) Cl.** **12-16**

(52) **U.S. Cl.**
USPC **D12/181; D12/169**

DESCRIPTION

(58) **Field of Classification Search**
USPC D12/169, 164, 196, 171, 163, 86, 90-92,
D12/181; 293/102, 113, 115, 117, 120;
296/180.1, 180.2
CPC B60R 19/02; B60R 19/04; B62D 25/08
See application file for complete search history.

FIG. 1 is a top, front perspective view of a front bumper lower lip splitter showing my new design;
FIG. 2 is a top, rear perspective view thereof;
FIG. 3 is a bottom, rear perspective view thereof;
FIG. 4 is a front elevational view thereof;
FIG. 5 is a rear elevational view thereof;
FIG. 6 is a top plan view thereof;
FIG. 7 is a bottom plan view thereof;
FIG. 8 is a left side elevational view thereof;
FIG. 9 is a right side elevational view thereof; and,
FIG. 10 is another top, front perspective view thereof shown on a vehicle.


(56) **References Cited**

U.S. PATENT DOCUMENTS

D797,619 S	*	9/2017	Jung	D12/169
D802,496 S	*	11/2017	Mainville	D12/169
D813,746 S	*	3/2018	Behmer	D12/169
D813,747 S	*	3/2018	Behmer	D12/169
D818,403 S	*	5/2018	Cummins	D12/169
D821,937 S	*	7/2018	Cummins	D12/169
D821,941 S	*	7/2018	Mack	D12/169
D822,552 S	*	7/2018	Platto	D12/169
D822,557 S	*	7/2018	DiCanzio	D12/169
D848,321 S	*	5/2019	Lu	D12/169
D848,324 S	*	5/2019	Thurber	D12/169

The broken lines showing of an attachment portion and fasteners in FIG. 1-9, and the broken lines showing of a vehicle in FIG. 10 are included for the purpose of showing environmental structure and form no part of the claimed design.

1 Claim, 10 Drawing Sheets



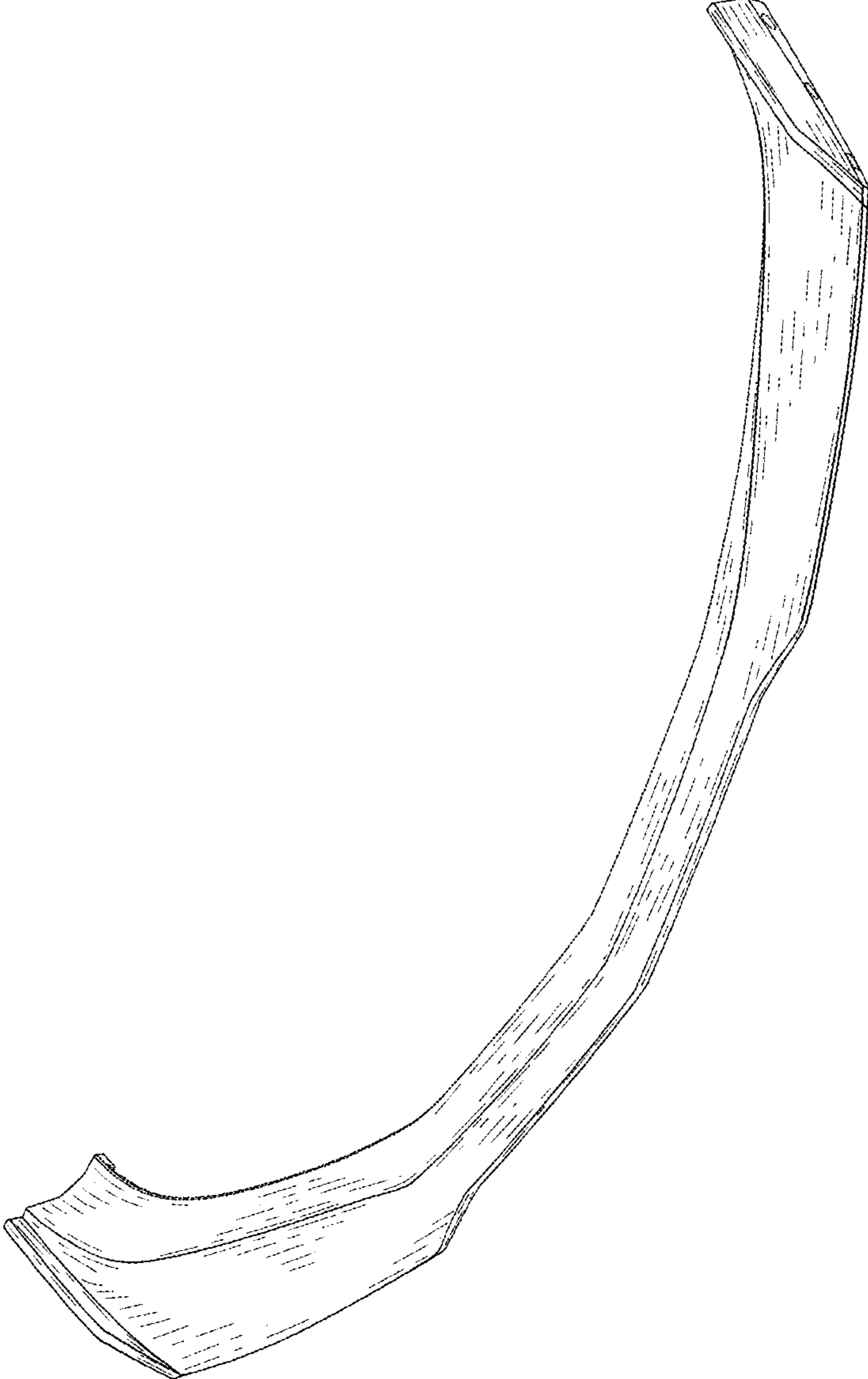


FIG.1

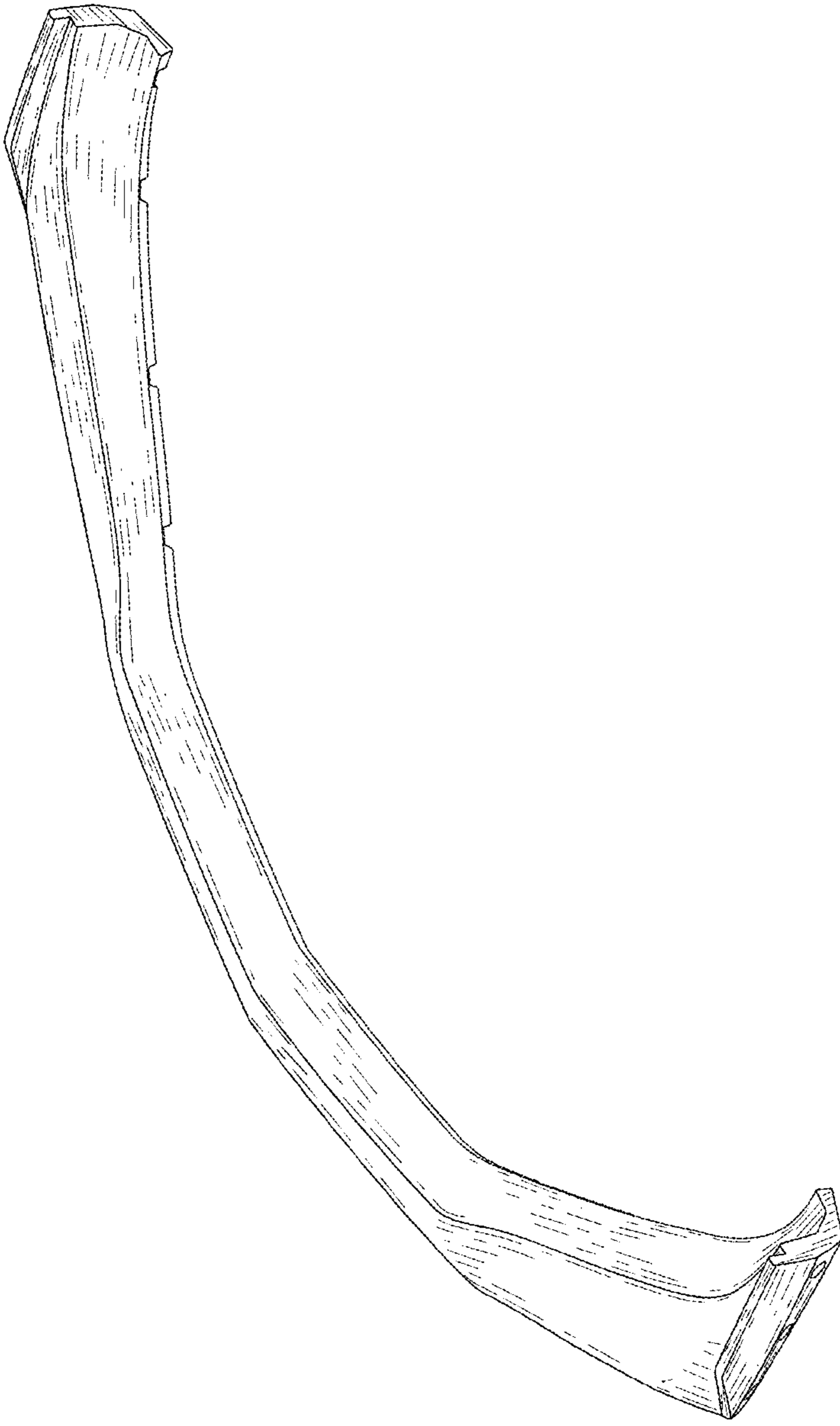


FIG. 2

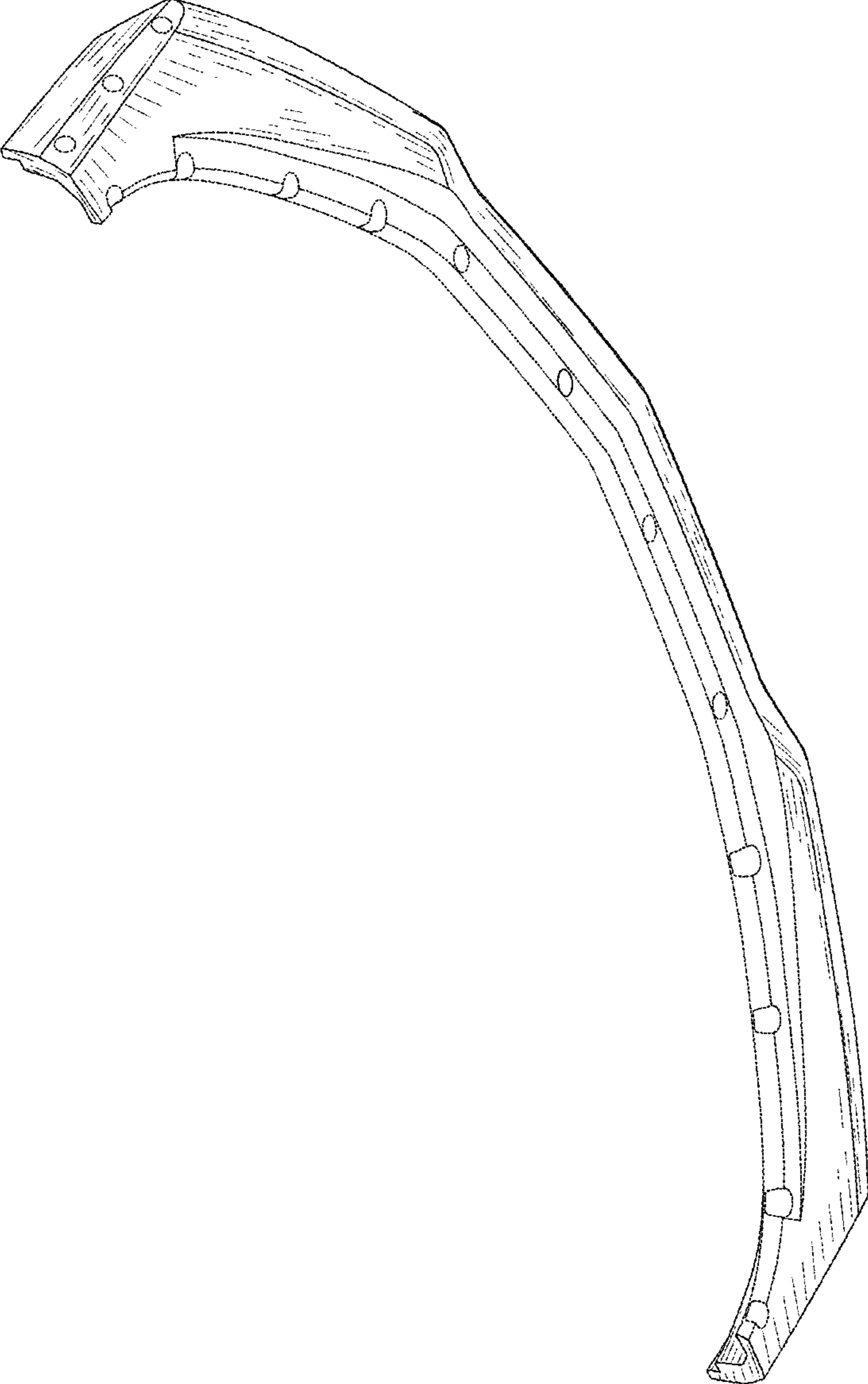


FIG. 3

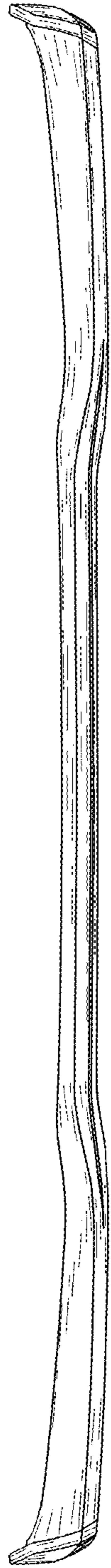


FIG. 4




FIG. 5

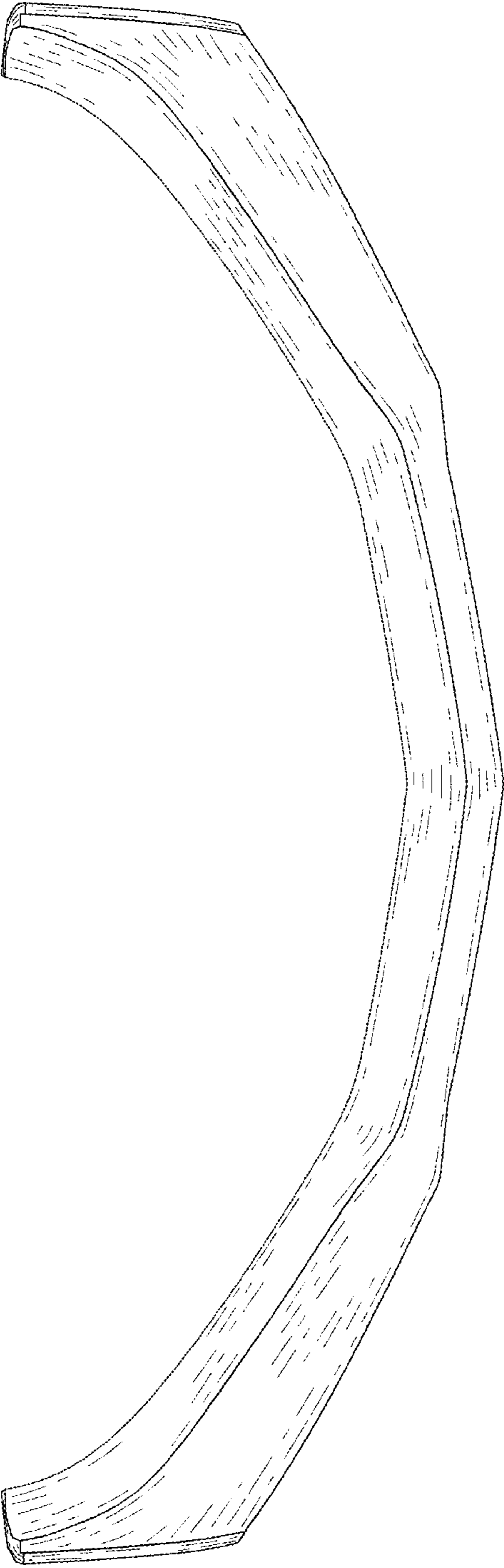


FIG. 6

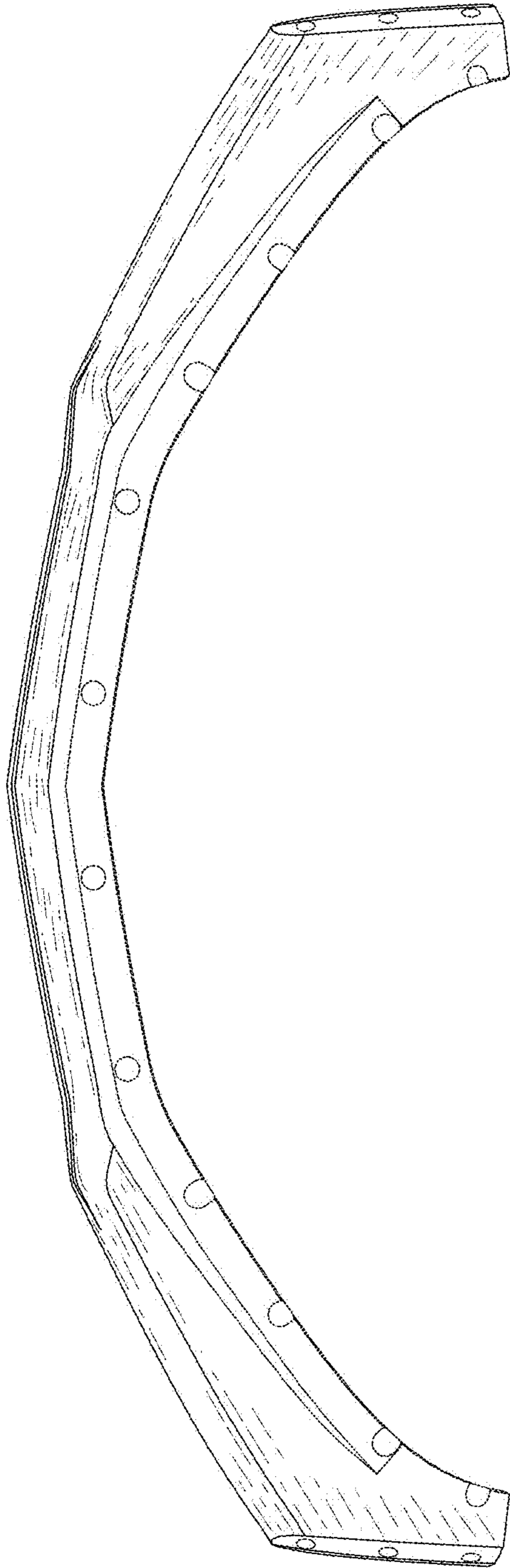


FIG. 7



FIG. 8

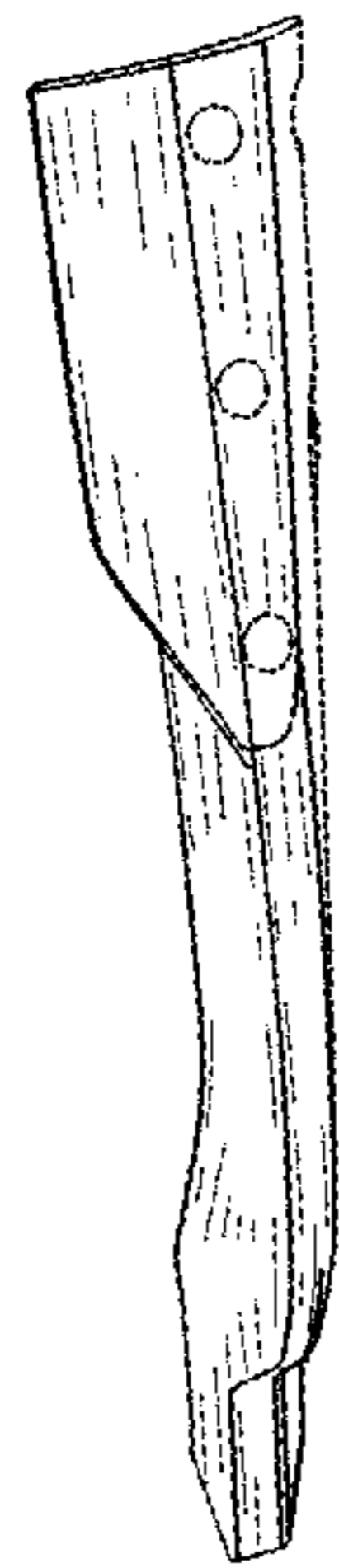


FIG. 9

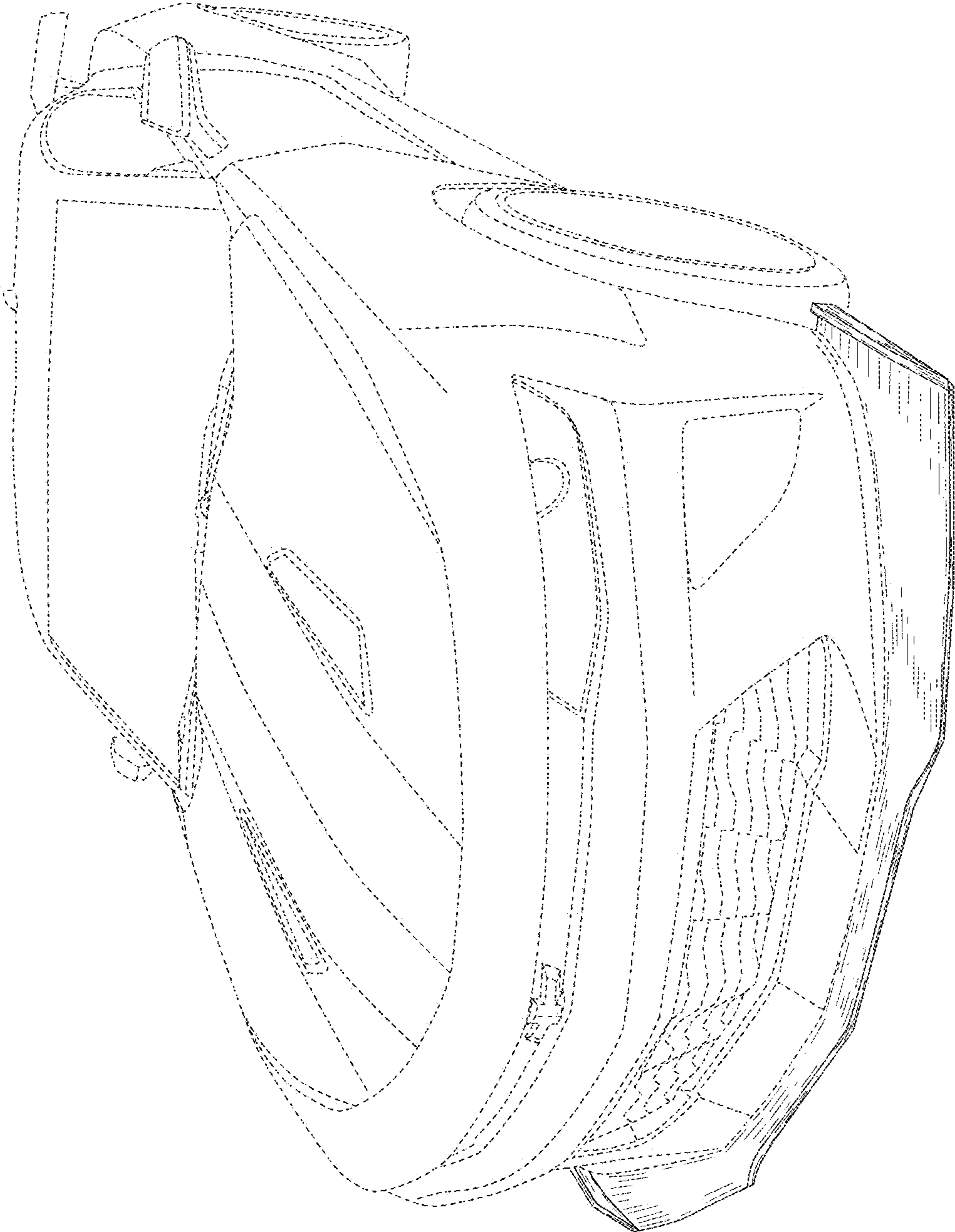


FIG. 10