



US00D876279S

(12) **United States Design Patent**
Mayer

(10) **Patent No.:** **US D876,279 S**

(45) **Date of Patent:** **** Feb. 25, 2020**

(54) **VEHICLE**

(71) Applicant: **Volvo Car Corporation**, Gothenburg (SE)

(72) Inventor: **Theodore Jonathan Mayer**, Gothenburg (SE)

(73) Assignee: **Volvo Car Corporation**, Gothenburg (SE)

(**) Term: **15 Years**

(21) Appl. No.: **29/622,950**

(22) Filed: **Oct. 20, 2017**

(30) **Foreign Application Priority Data**

Apr. 20, 2017 (EM) 003863976-0001

(51) **LOC (12) Cl.** **12-08**

(52) **U.S. Cl.**
USPC **D12/91**

(58) **Field of Classification Search**
USPC D12/86, 90-92; D21/421, 433, 434
CPC B62D 35/00; B62D 25/00; B62D 25/06;
B62D 33/00
See application file for complete search history.

(56) **References Cited**

U.S. PATENT DOCUMENTS

D739,305 S * 9/2015 Gunnarson D12/91
D780,066 S * 2/2017 Sterner D12/91
D802,482 S * 11/2017 Sterner D12/91
D814,353 S * 4/2018 Kim D12/91

FOREIGN PATENT DOCUMENTS

EM 002412817-0001 * 3/2014
RU 00102646 * 3/2017

OTHER PUBLICATIONS

Vuoden Auto Suomessa 2019: Volvo V60 <https://www.moottori.fi/ajoneuvot/jutut/vuoden-auto-suomessa-2019-volvo-v60-tuplamenestyksen-taydentaja/> Jun. 11, 2018 (Year: 2018).*
2019 Volvo V60 Review <https://spiro tours.com/2019-volvo-v60-engine-specs-review/2019-volvo-v60-review-t5-release/> Sep. 2017 (Year: 2017).*
Volvo Cars <https://www.volvocars.com/us/cars/new-models/v60> Mar. 22, 2018 (Year: 2018).*

* cited by examiner

Primary Examiner — Leanne Was-Englehart
(74) *Attorney, Agent, or Firm* — Snyder, Clark, Lesch & Chung, LLP

(57) **CLAIM**

The ornamental design for a vehicle, as shown in the figures and described.

DESCRIPTION

FIG. 1 is a front perspective view of a vehicle illustrating the design of the present invention;
FIG. 2 is a front view of the vehicle of FIG. 1;
FIG. 3 is a right-side view of the vehicle of FIG. 1;
FIG. 4 is a rear perspective view of the vehicle of FIG. 1;
FIG. 5 is a rear view of the vehicle of FIG. 1;
FIG. 6 is a left-side view of the vehicle of FIG. 1;
FIG. 7 is a top view of the vehicle of FIG. 1; and,
FIG. 8 is a bottom view of the vehicle of FIG. 1.
In the figures, shading represents contour and not any particular color. Structure that is not part of the claimed design is represented in the figures by broken lines.

1 Claim, 8 Drawing Sheets





FIG. 1




FIG. 2




FIG. 3




FIG. 4



FIG. 5




FIG. 6

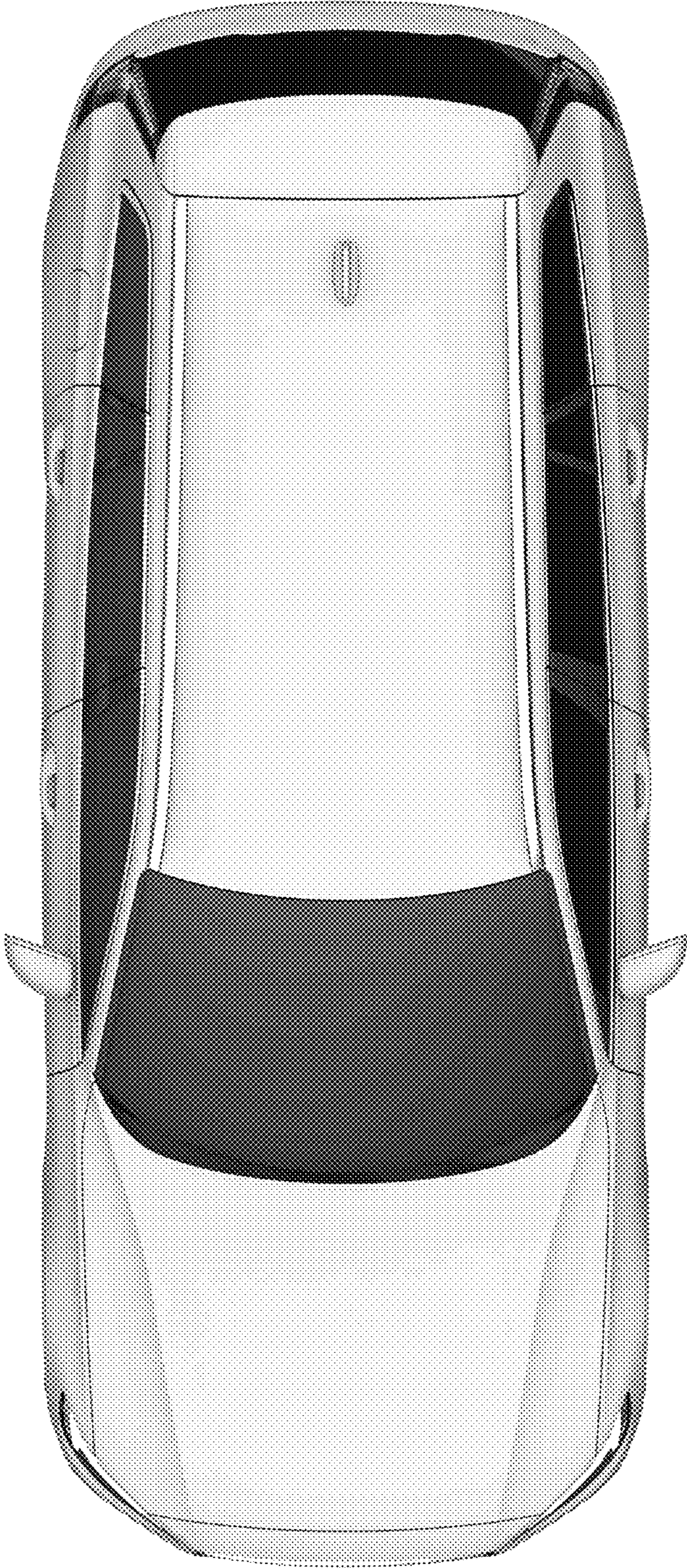


FIG. 7

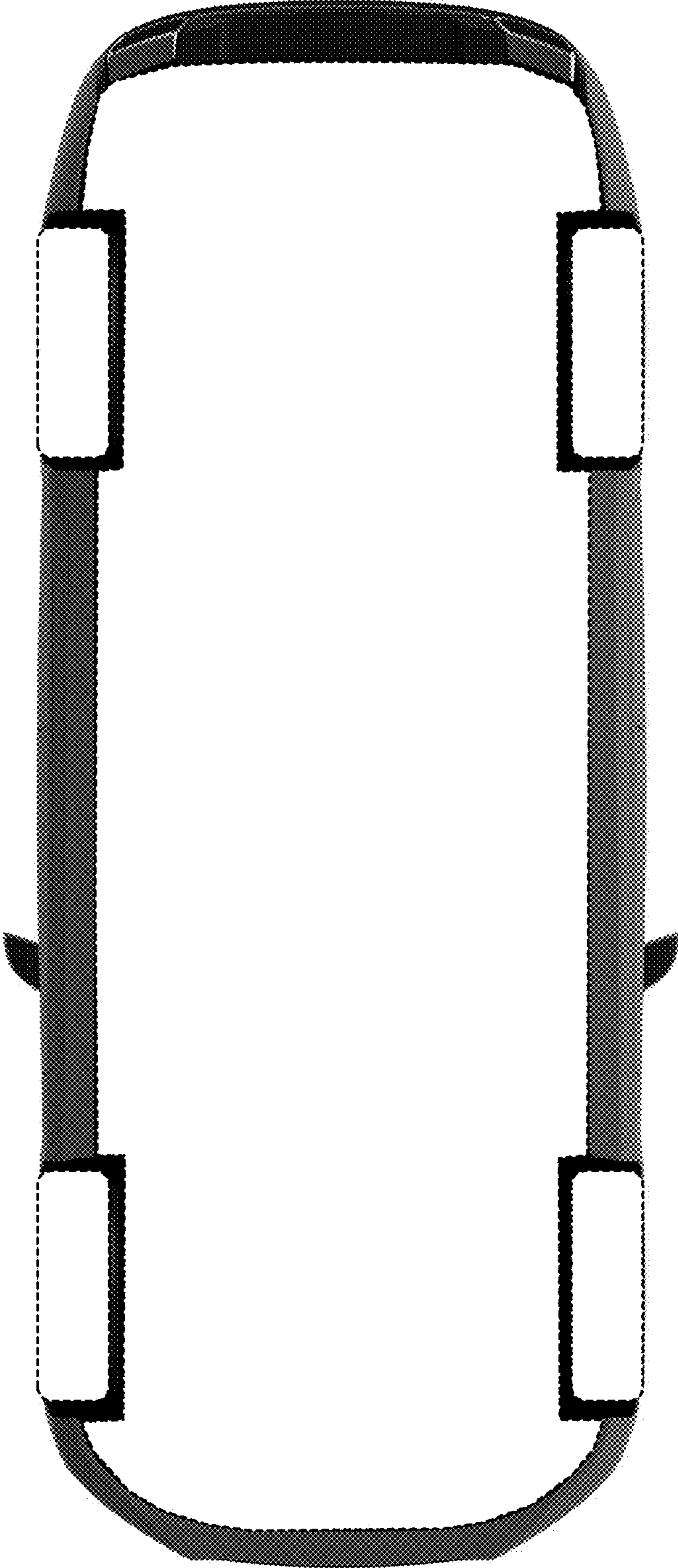


FIG. 8