



US00D876214S

(12) **United States Design Patent** (10) **Patent No.:** **US D876,214 S**  
**Yu** (45) **Date of Patent:** **\*\* Feb. 25, 2020**

(54) **PACKAGE**  
(71) Applicant: **We Love Holding Limited**, Auckland (NZ)  
(72) Inventor: **Jianfeng Yu**, Hangzhou (CN)  
(73) Assignee: **WE LOVE HOLDING LIMITED**, Auckland (NZ)  
(\*\*) Term: **15 Years**  
(21) Appl. No.: **29/646,203**  
(22) Filed: **May 2, 2018**  
(51) **LOC (12) Cl.** ..... **09-03**  
(52) **U.S. Cl.**  
USPC ..... **D9/414**  
(58) **Field of Classification Search**  
USPC ..... D9/414, 423, 428, 432, 444, 445, 454, D9/648, 692, 711, 737, 739, 759; D27/103, 111, 129, 138, 172, 186; D28/4, 5, 78, 82, 83; D3/203.1, 203.5, D3/212, 219; D24/216, 227, 229, 230  
CPC ..... B65D 5/00; B65D 5/6688; B65D 85/00; B65D 85/08; B65D 85/10; B65D 9/00; A61B 50/00; A61B 50/20; A61B 50/30; A61B 2050/005; A45C 2011/007; A45C 11/00; A45C 11/04; A45C 11/36  
See application file for complete search history.

D568,736 S \* 5/2008 Born ..... D9/414  
D595,454 S \* 6/2009 Fuente ..... D27/189  
D596,350 S \* 7/2009 Fuente ..... D27/189  
D596,788 S \* 7/2009 Fuente ..... D27/189  
8,444,030 B1 \* 5/2013 Hanley ..... A61F 15/003  
224/222  
D689,764 S \* 9/2013 Bicknell ..... D9/414  
D700,397 S \* 2/2014 Manca ..... D27/189  
D712,282 S \* 9/2014 Logue ..... D9/721  
D790,455 S \* 6/2017 McGarry ..... D13/107  
D790,964 S \* 7/2017 Akana ..... D9/424  
D839,095 S \* 1/2019 Fux ..... D9/503  
D858,268 S \* 9/2019 Chen ..... D9/414

\* cited by examiner

*Primary Examiner* — Wan Laymon  
*Assistant Examiner* — Clint A Samuel  
(74) *Attorney, Agent, or Firm* — Dann, Dorfman, Herrell and Skillman, P.C.

(57) **CLAIM**

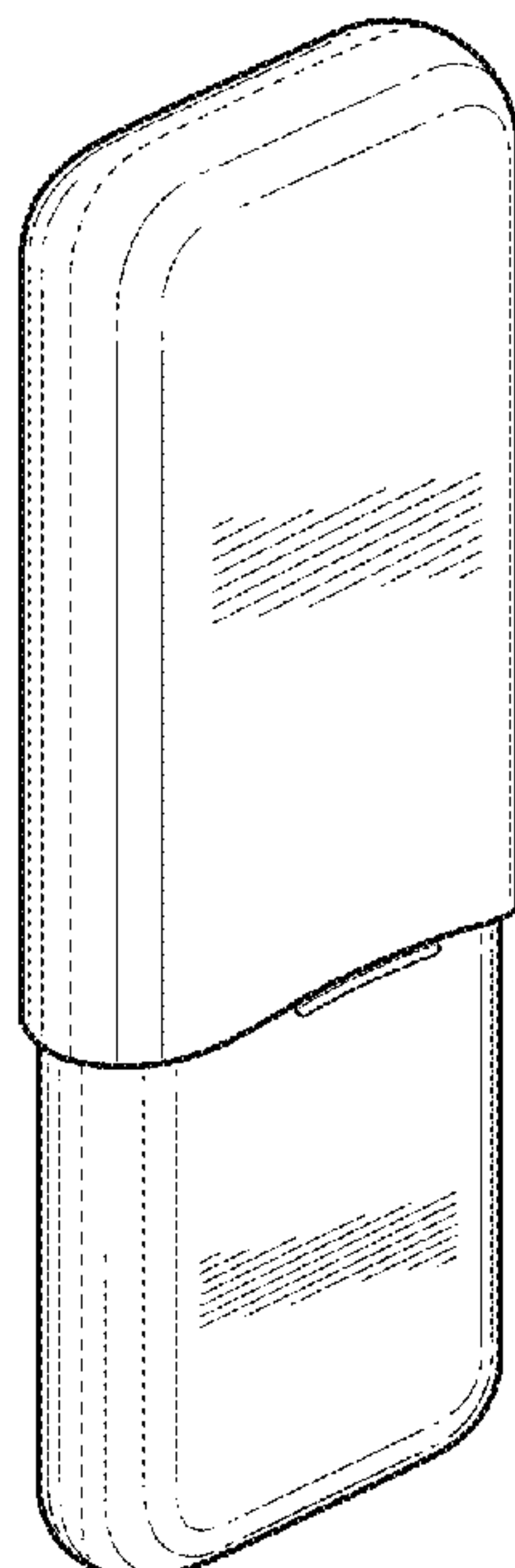
The ornamental design for a package, as shown and described.

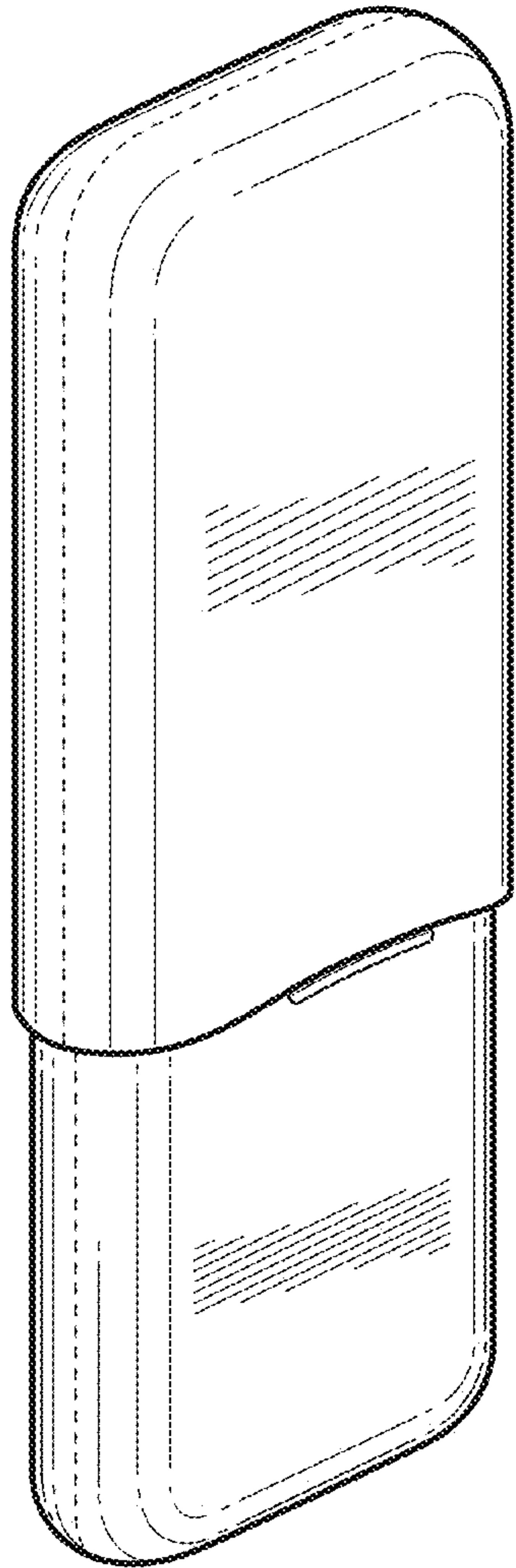
**DESCRIPTION**

FIG. 1 is a top, front, left-side perspective view of a package embodying the design;  
FIG. 2 is a top, front, right-side perspective thereof;  
FIG. 3 is a front view thereof;  
FIG. 4 is a rear view thereof;  
FIG. 5 is a side view thereof, the opposite side being a mirror image thereof;  
FIG. 6 is a top view thereof; and,  
FIG. 7 is a bottom view thereof.  
The broken lines shown in drawings are included for the purpose of illustrating portions of the package and form no part of the claimed design.

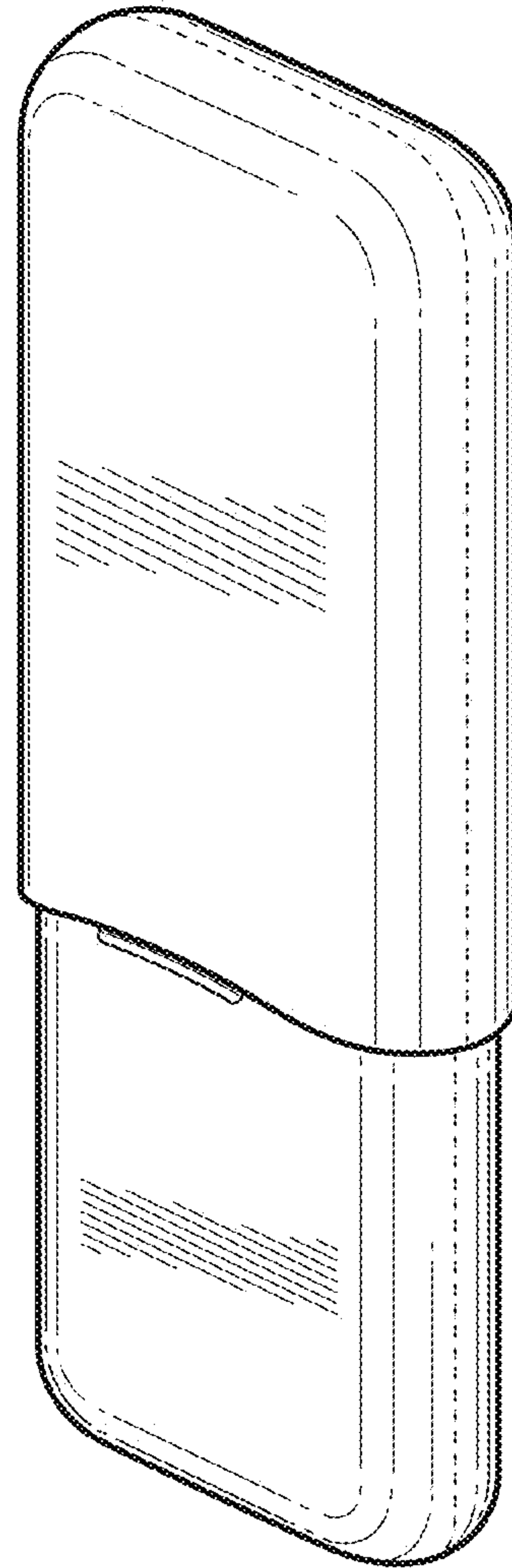
**1 Claim, 4 Drawing Sheets**

(56) **References Cited**  
U.S. PATENT DOCUMENTS  
D323,292 S \* 1/1992 Jones ..... D9/424  
D400,009 S \* 10/1998 Conway ..... D3/265  
D403,590 S \* 1/1999 Wong ..... D9/414  
D408,626 S \* 4/1999 Lage ..... D3/203.5  
D537,620 S \* 3/2007 Glennie ..... D3/203.5

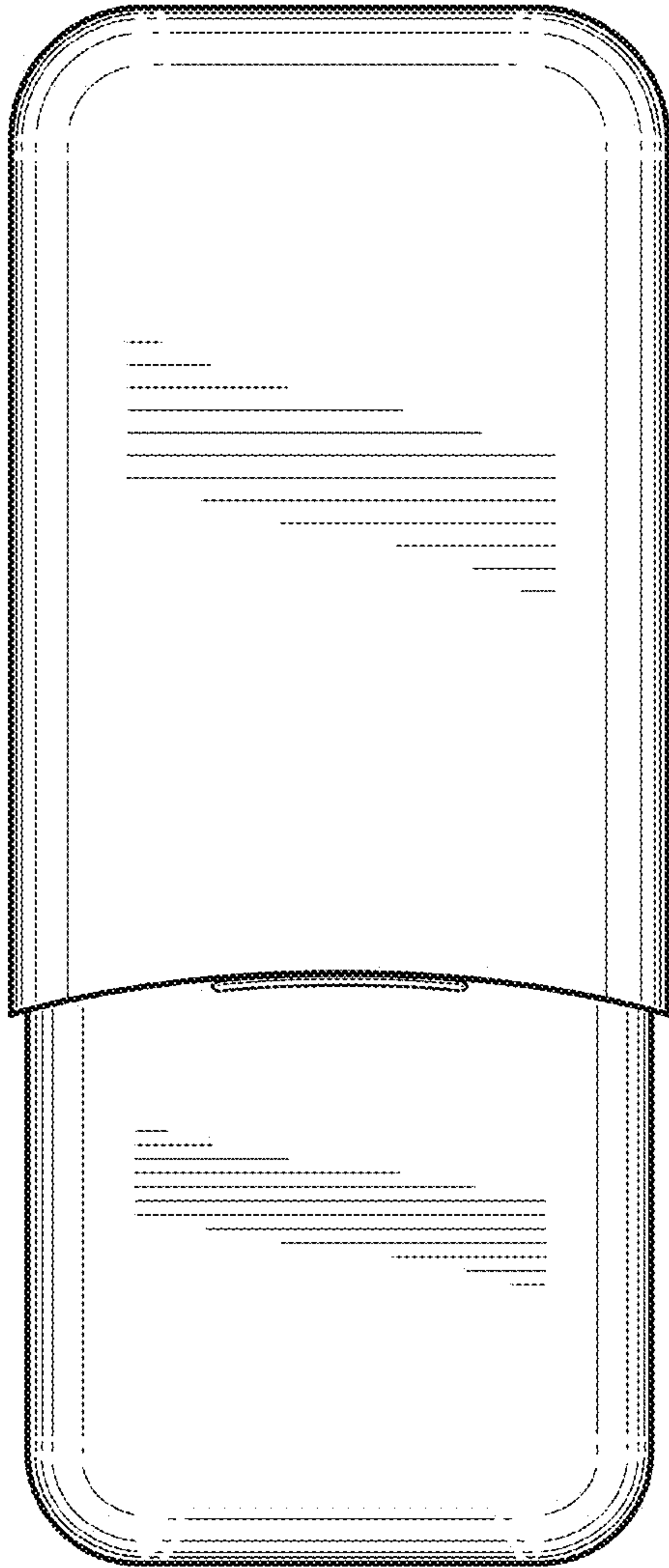




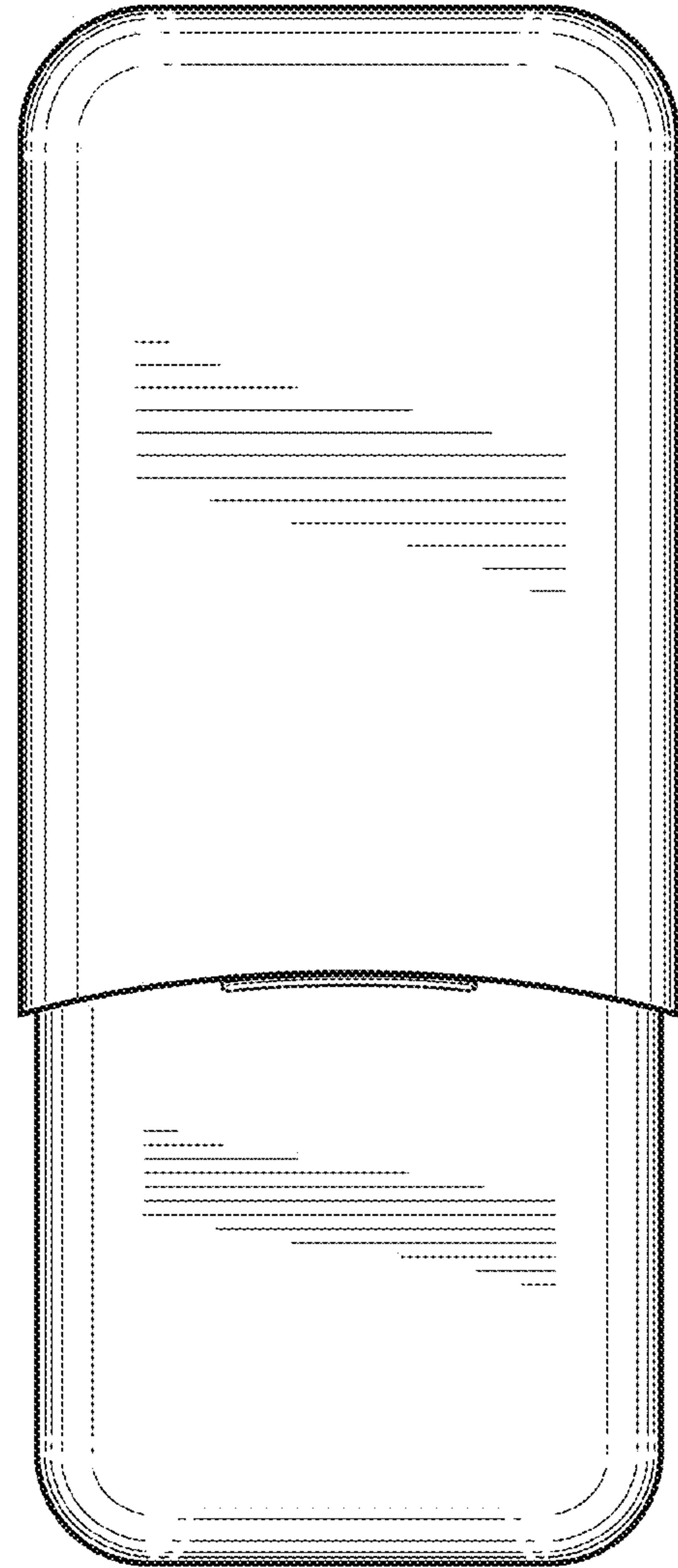
**FIG. 1**




**FIG. 2**



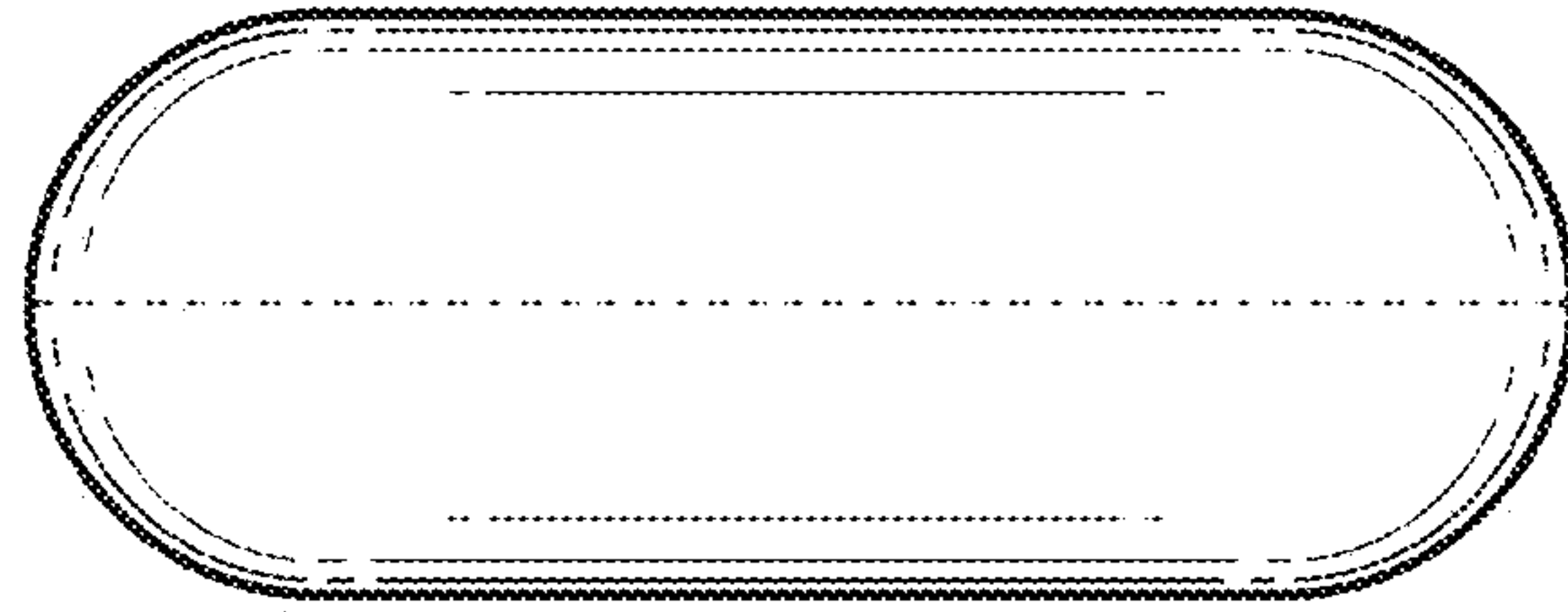
**FIG. 3**




**FIG. 4**



***FIG. 5***



***FIG. 6***



***FIG. 7***