

US00D876198S

(12) **United States Design Patent**  
**Chen**

(10) **Patent No.:** **US D876,198 S**

(45) **Date of Patent:** **\*\* Feb. 25, 2020**

(54) **HAND TOOL HANDLE**

(71) Applicant: **LUCKY-BRAND INDUSTRIAL CO., LTD.**, Taichung (TW)

(72) Inventor: **Ying-Chieh Chen**, Taichung (TW)

(73) Assignee: **LUCKY-BRAND INDUSTRIAL CO., LTD.**, Taichung (TW)

(\*\*) Term: **15 Years**

(21) Appl. No.: **29/650,853**

(22) Filed: **Jun. 11, 2018**

(30) **Foreign Application Priority Data**

May 15, 2018 (TW) ..... 107302715

(51) **LOC (12) Cl.** ..... **08-02**

(52) **U.S. Cl.**  
USPC ..... **D8/80**

(58) **Field of Classification Search**

USPC ..... D8/75, 76, 77, 78, 79, 80, 107, 300, 303  
CPC .. B25D 1/00; B25D 1/04; B26B 23/00; B25G 1/00; B25G 3/10; B25F 1/006; B25F 1/00; B25F 1/02

See application file for complete search history.

(56) **References Cited**

**U.S. PATENT DOCUMENTS**

D427,297 S \* 6/2000 Pena ..... D8/307  
D432,381 S \* 10/2000 Khachatoorian ..... D8/107  
D470,380 S \* 2/2003 Huang ..... D8/75

D478,492 S \* 8/2003 Levine ..... D8/80  
D481,292 S \* 10/2003 Chen ..... D8/107  
D494,444 S \* 8/2004 Hung ..... D8/107  
D519,017 S \* 4/2006 Hsieh ..... D8/80  
D525,511 S \* 7/2006 Hung ..... D8/107  
D534,410 S \* 1/2007 Chen ..... D8/107  
D559,552 S \* 1/2008 Orgna ..... D5/53  
D656,378 S \* 3/2012 Islas ..... D8/80  
D656,809 S \* 4/2012 Mullen ..... D8/107  
D660,123 S \* 5/2012 Islas ..... D8/80  
D781,679 S \* 3/2017 Chen ..... D8/80  
D809,364 S \* 2/2018 Nelson ..... D8/80  
D826,024 S \* 8/2018 Yu ..... D8/75

\* cited by examiner

*Primary Examiner* — Philip S Hyder

(74) *Attorney, Agent, or Firm* — Muncy, Geissler, Olds & Lowe, P.C.

(57) **CLAIM**

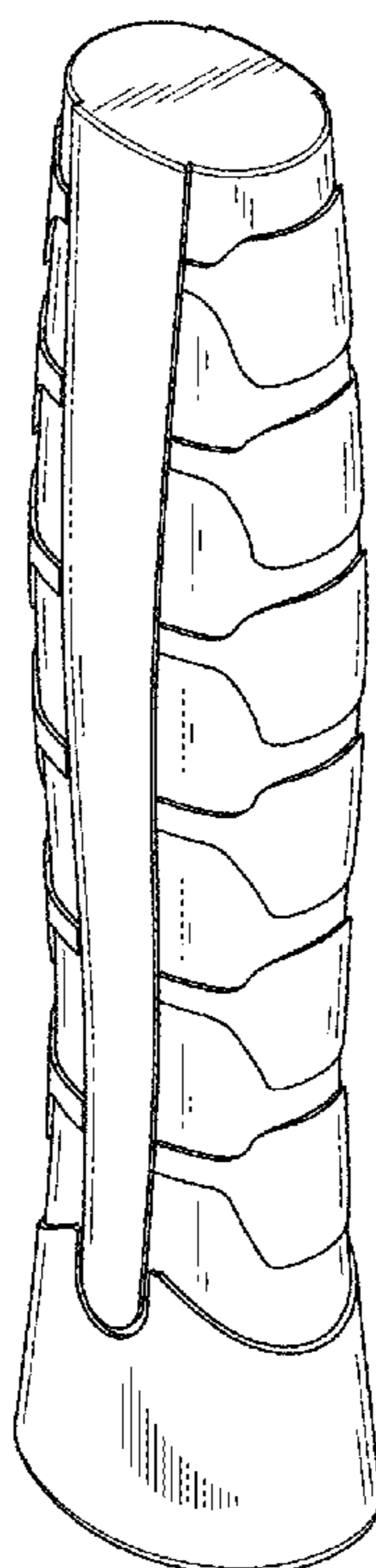
The ornamental design for a hand tool handle, as shown and described.

**DESCRIPTION**

FIG. 1 is a perspective view of the hand tool handle; FIG. 2 is a front view of the hand tool handle; FIG. 3 is a left side view of the hand tool handle; FIG. 4 is a bottom view of the hand tool handle; and, FIG. 5 is a schematic drawing showing that the hand tool handle of the present design is mounted with a hammer head.

The broken line showing of the head is provided for purposes of environment and forms no part of the claimed design.

**1 Claim, 5 Drawing Sheets**



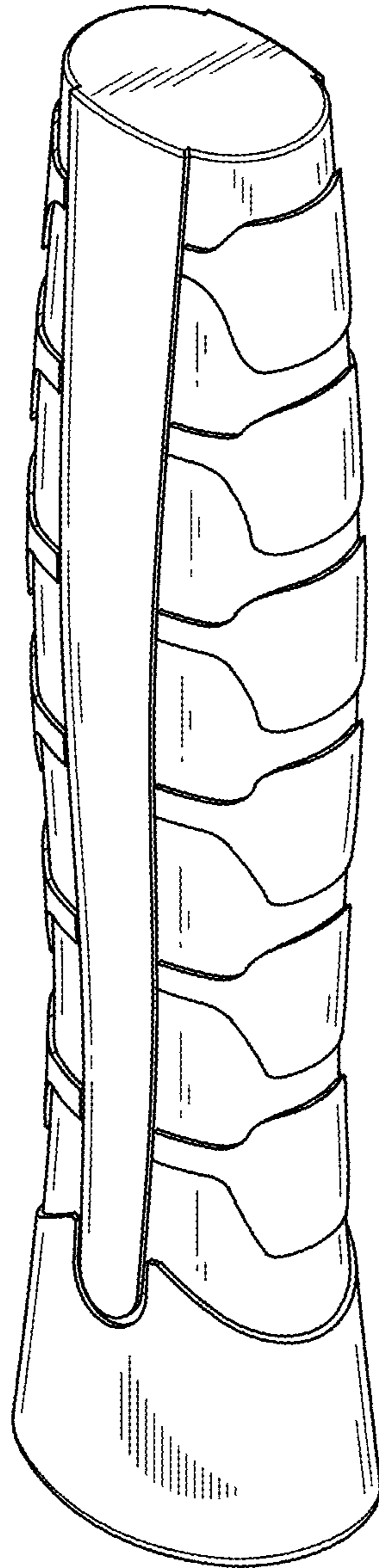


FIG. 1

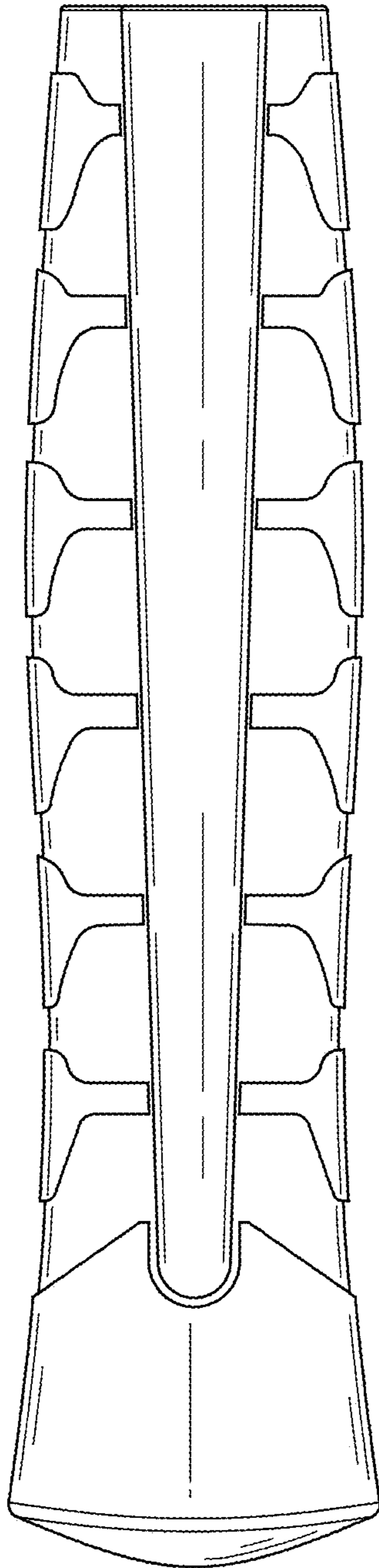


FIG. 2

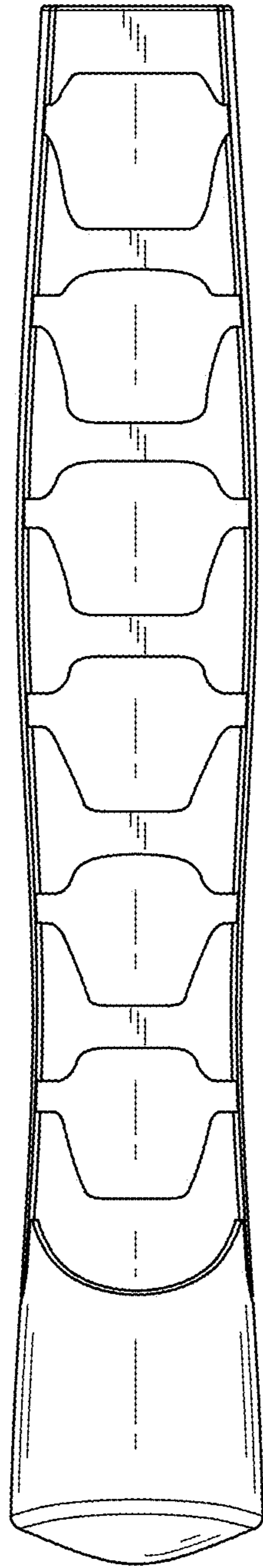


FIG. 3

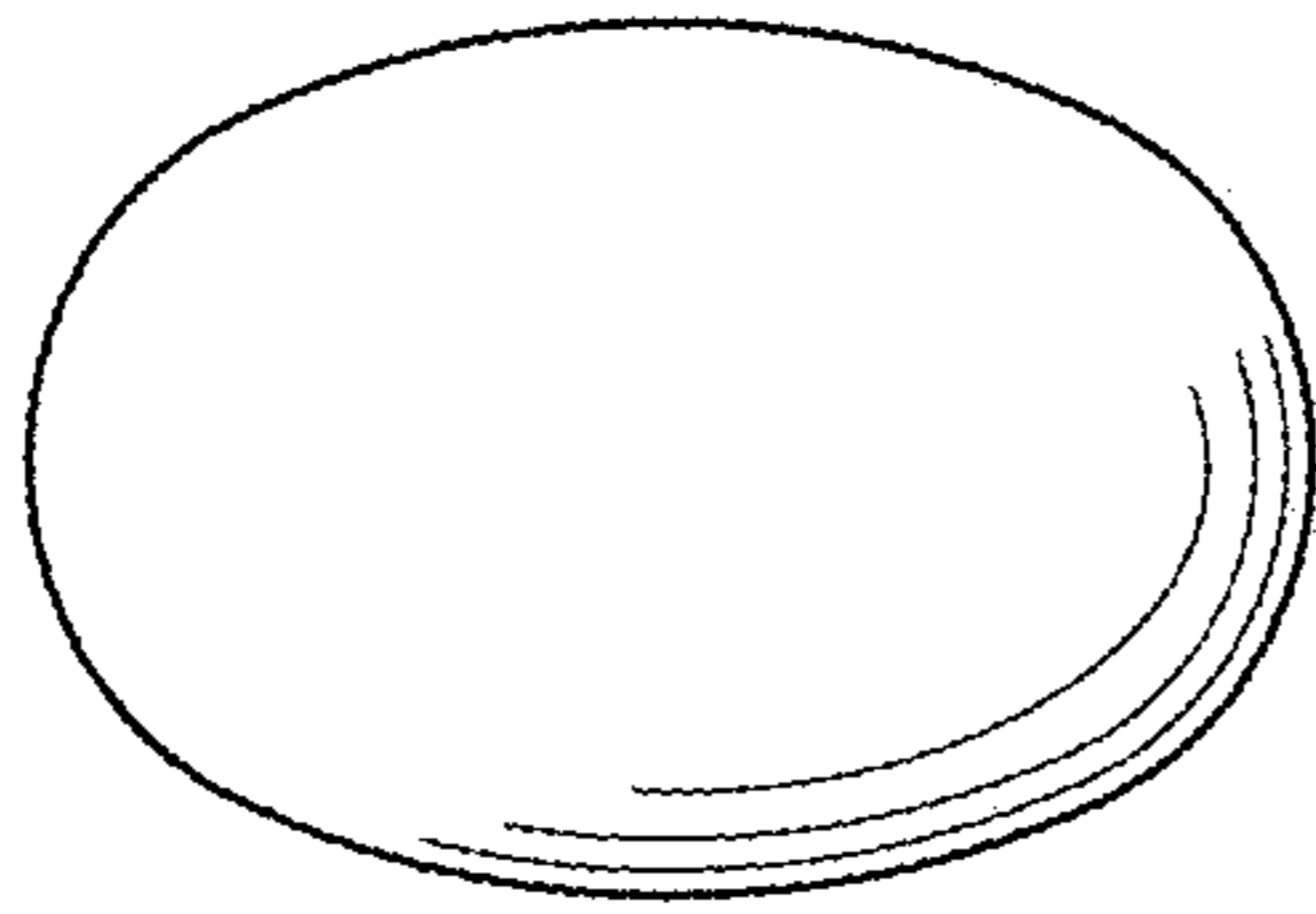


FIG. 4

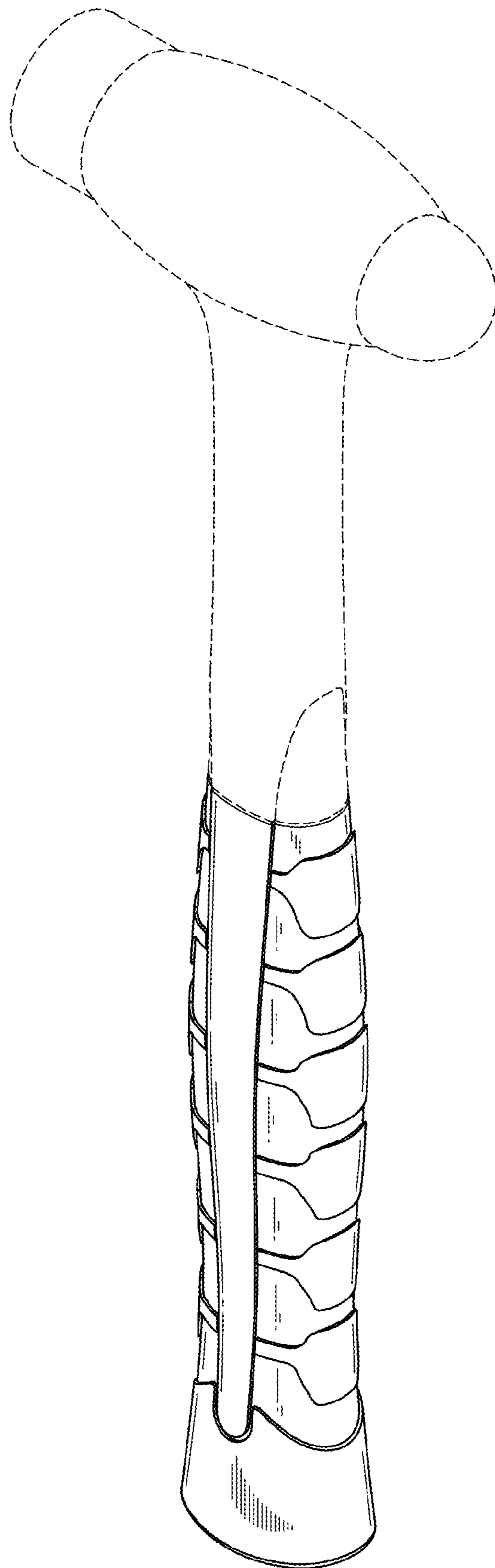


FIG. 5