



US00D876195S

(12) **United States Design Patent**  
**Luna et al.**

(10) **Patent No.:** **US D876,195 S**

(45) **Date of Patent:** **\*\* Feb. 25, 2020**

- (54) **POLISHING PAD**
- (71) Applicants: **Kenneth Luna**, Tustin, CA (US);  
**Derek Geisen**, Aliso Viejo, CA (US)
- (72) Inventors: **Kenneth Luna**, Tustin, CA (US);  
**Derek Geisen**, Aliso Viejo, CA (US)
- (\*\*) Term: **15 Years**
- (21) Appl. No.: **29/653,198**
- (22) Filed: **Jun. 13, 2018**
- (51) **LOC (12) Cl.** ..... **08-05**
- (52) **U.S. Cl.**  
USPC ..... **D8/70; D32/40**
- (58) **Field of Classification Search**  
USPC ..... D8/61, 62, 70, 90; D15/124–126, 138,  
D15/139; D32/7, 13, 15, 19, 17, 25, 35,  
D32/40, 41, 42  
CPC ..... A46B 5/00; A46B 5/0025; A46B 5/0062;  
A46B 5/02; A46B 17/00; A46B 17/02;  
A46B 17/06; A46B 2200/30; A46B  
2200/3006; A46B 2200/3013; B24B  
37/26; B24D 13/14; B24D 13/20  
See application file for complete search history.

- 5,054,246 A \* 10/1991 Phaal ..... B24D 18/00  
125/39
- 5,527,215 A \* 6/1996 Rubino ..... B24B 37/26  
451/527
- 5,938,515 A \* 8/1999 McLain ..... B24D 3/22  
451/528
- 5,944,586 A \* 8/1999 Sevigny ..... B24D 7/04  
451/359
- 6,044,512 A \* 4/2000 Hornby ..... B24D 9/085  
15/230
- 6,312,485 B1 \* 11/2001 Kaiser ..... B24D 3/22  
451/527
- 6,595,839 B2 \* 7/2003 Staver ..... A46B 13/008  
451/353
- 6,726,541 B2 4/2004 Nakamura et al.
- 6,837,781 B2 \* 1/2005 Hishiki ..... B24B 37/24  
156/345.12
- 6,895,631 B1 \* 5/2005 Krause ..... A47L 11/164  
15/230

(Continued)

**FOREIGN PATENT DOCUMENTS**

WO 2014131936 A1 9/2014

*Primary Examiner* — Michelle E. Wilson

(74) *Attorney, Agent, or Firm* — Roland J. Tong

(57) **CLAIM**

The ornamental design for a polishing pad, as shown and described.

**DESCRIPTION**

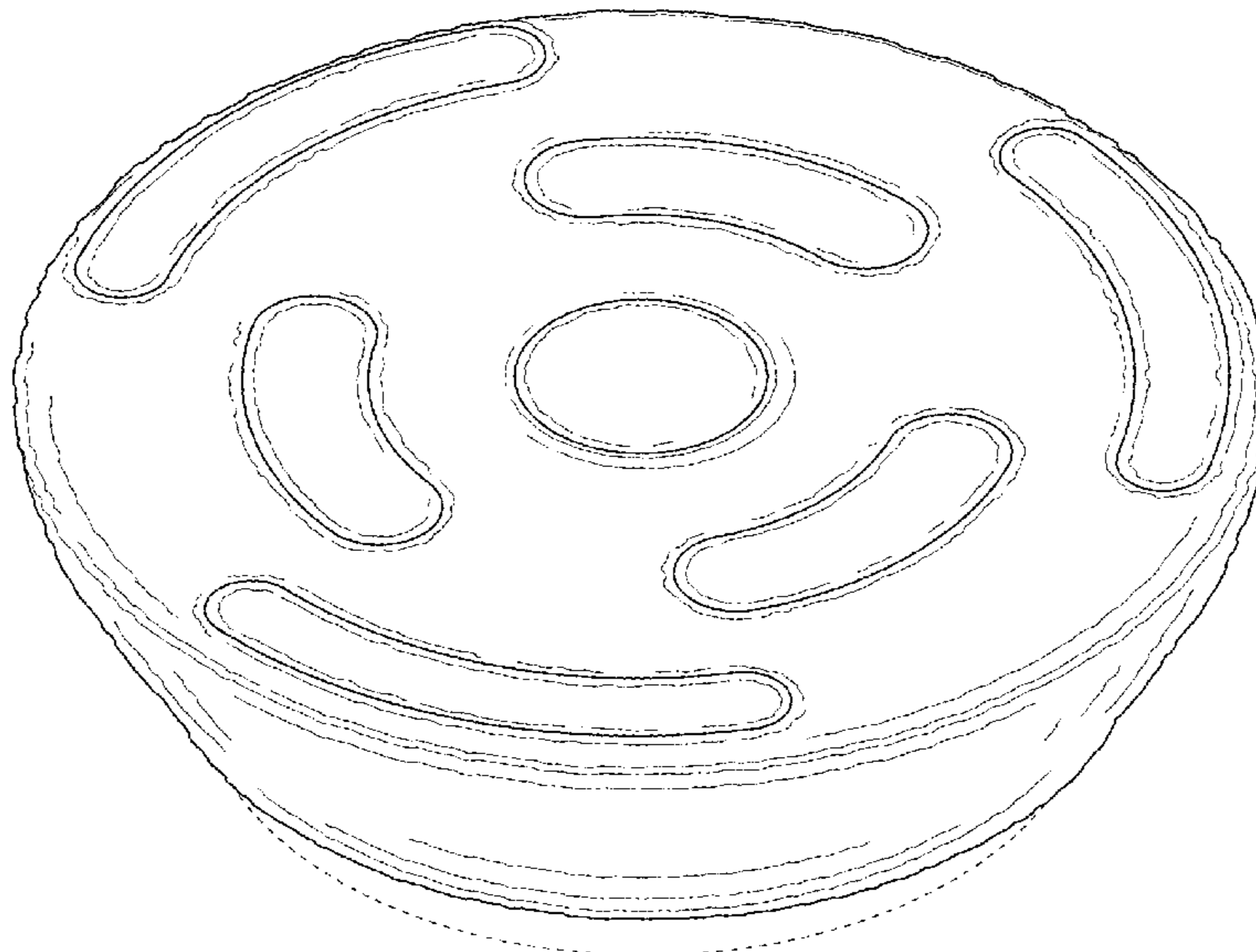
FIG. 1 is a perspective view of polishing pad.  
FIG. 2 is a front view of the polishing pad.  
FIG. 3 is a rear view of the polishing pad.  
FIG. 4 is a left side view of the polishing pad.  
FIG. 5 is a right side view of the polishing pad.  
FIG. 6 is a top plan of the polishing pad; and,  
FIG. 7 is a bottom plan of the polishing pad.  
The broken lines are for illustrative purposes only and form no part of the claimed design.

**1 Claim, 5 Drawing Sheets**

(56) **References Cited**

**U.S. PATENT DOCUMENTS**

- 2,564,217 A \* 8/1951 Taylor ..... B24D 5/12  
451/541
- 2,650,385 A \* 9/1953 De Michel ..... A47L 13/24  
15/235
- 3,990,124 A \* 11/1976 MacKay, Jr. .... B24D 13/00  
15/230.12
- 4,580,308 A \* 4/1986 Ashworth ..... A47L 11/164  
15/230.12
- 4,607,412 A \* 8/1986 Ashworth ..... B24D 13/20  
15/230
- 4,617,767 A \* 10/1986 Ali ..... B24D 9/085  
451/490



(56)

**References Cited**

## U.S. PATENT DOCUMENTS

D510,850 S \* 10/2005 Boler, Jr. .... D8/70  
D553,932 S \* 10/2007 Boler, Jr. .... D8/70  
D554,813 S \* 11/2007 Boler, Jr. .... D32/25  
D580,728 S \* 11/2008 Umbrell ..... D8/70  
D581,236 S \* 11/2008 Umbrell ..... D8/70  
D591,133 S \* 4/2009 Umbrell ..... D8/70  
7,619,029 B1 11/2009 Noguchi et al.  
D669,647 S \* 10/2012 Arnold ..... D32/25  
8,349,041 B2 1/2013 Sankaranarayanan  
D684,611 S \* 6/2013 Umbrell ..... D15/126  
D684,739 S \* 6/2013 Arnold ..... D32/25  
D742,196 S \* 11/2015 Dow ..... D8/90  
D759,923 S \* 6/2016 Brown ..... D32/40  
D785,339 S \* 5/2017 Brown ..... D32/25  
D803,652 S \* 11/2017 Umbrell ..... D8/70  
D804,923 S \* 12/2017 Umbrell ..... D8/70  
D804,925 S \* 12/2017 Umbrell ..... D8/70  
D813,634 S \* 3/2018 Umbrell ..... D8/70  
D843,073 S \* 3/2019 Lund ..... D32/40  
D846,214 S \* 4/2019 Althaus ..... D32/40  
D852,601 S \* 7/2019 Son ..... D8/70  
2002/0092111 A1 \* 7/2002 Krause ..... B24B 23/022  
15/230  
2006/0107482 A1 \* 5/2006 Krause ..... B08B 1/04  
15/230  
2007/0243798 A1 10/2007 Annen et al.  
2007/0254567 A1 \* 11/2007 McLain ..... B24D 3/26  
451/490  
2010/0144253 A1 \* 6/2010 Umbrell ..... B24D 13/14  
451/360  
2012/0064809 A1 \* 3/2012 Krause ..... B24D 13/14  
451/526  
2012/0258652 A1 10/2012 Koehnle et al.  
2017/0014974 A1 \* 1/2017 Luna ..... B24D 13/145

\* cited by examiner

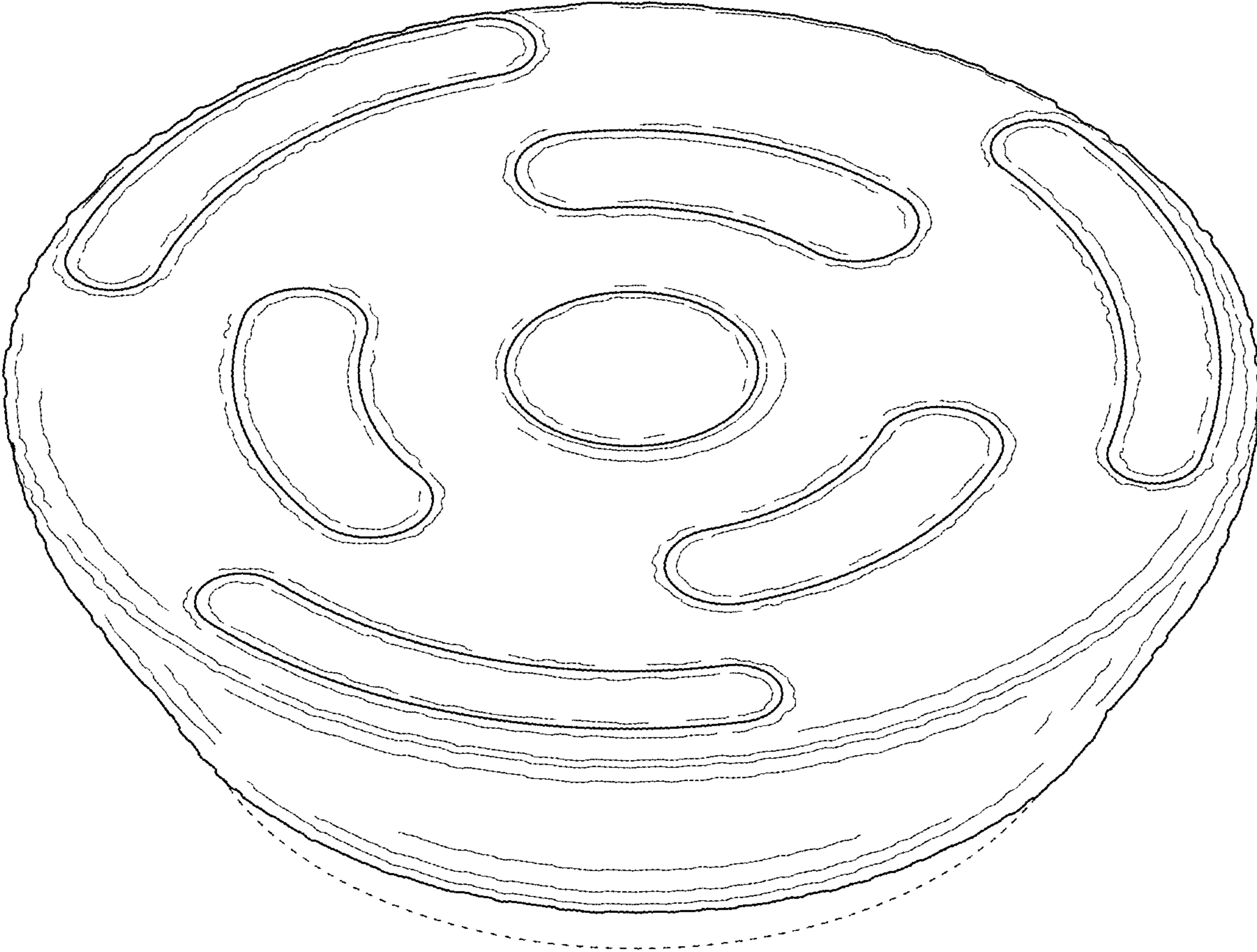
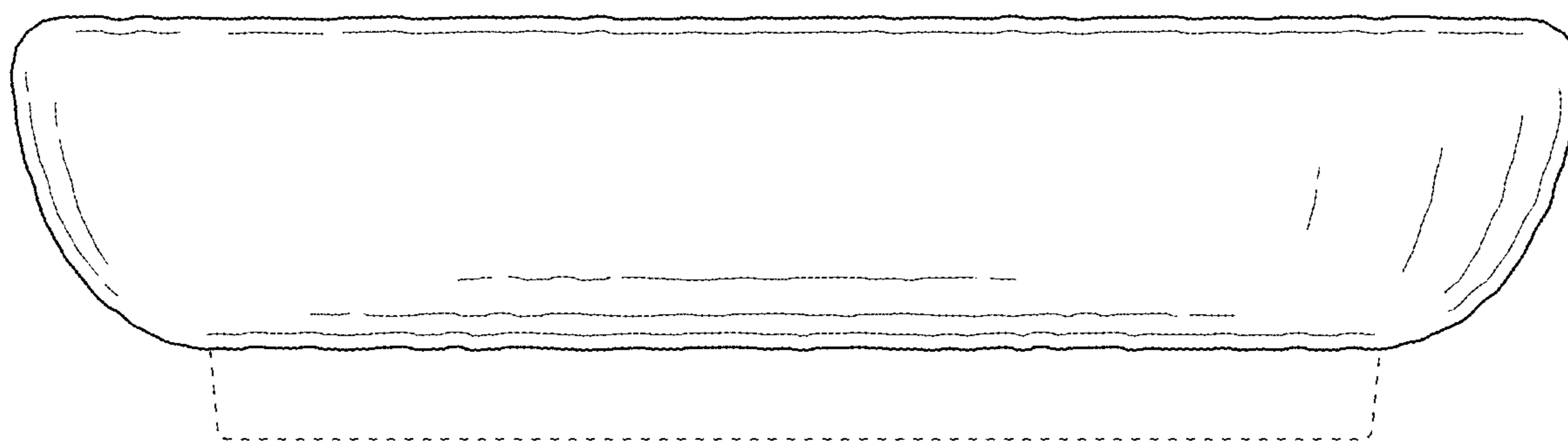
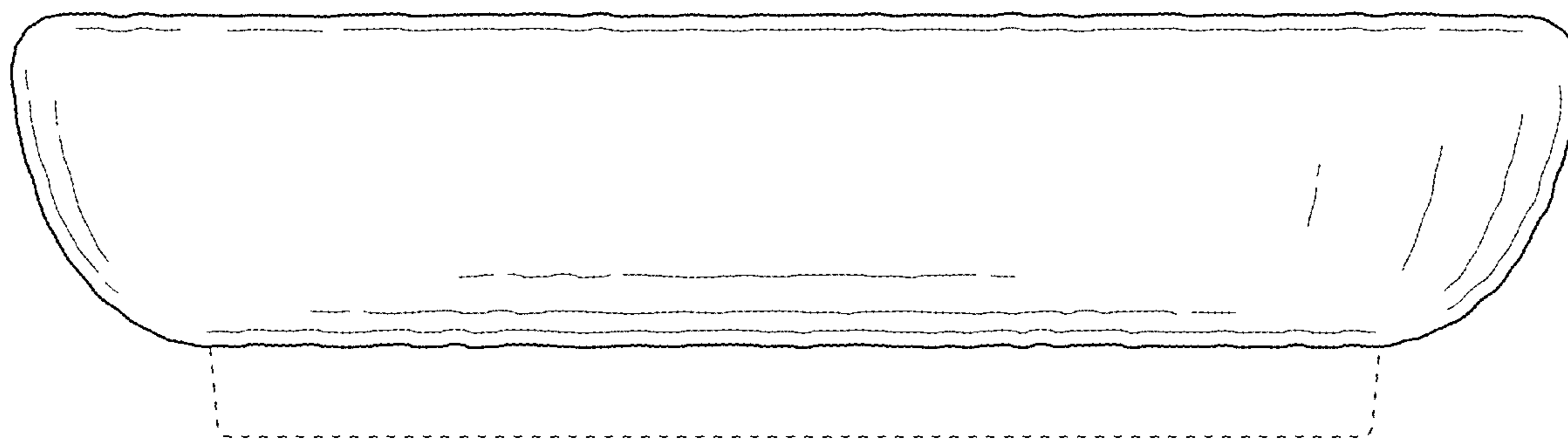


FIG. 1



**FIG. 2**



**FIG. 3**

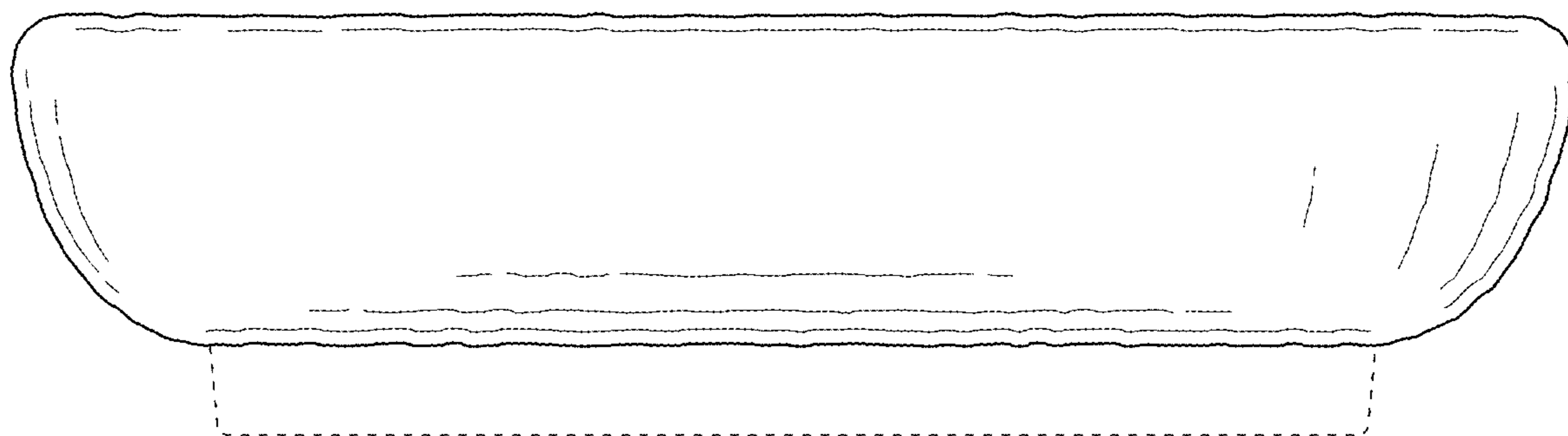


FIG. 4

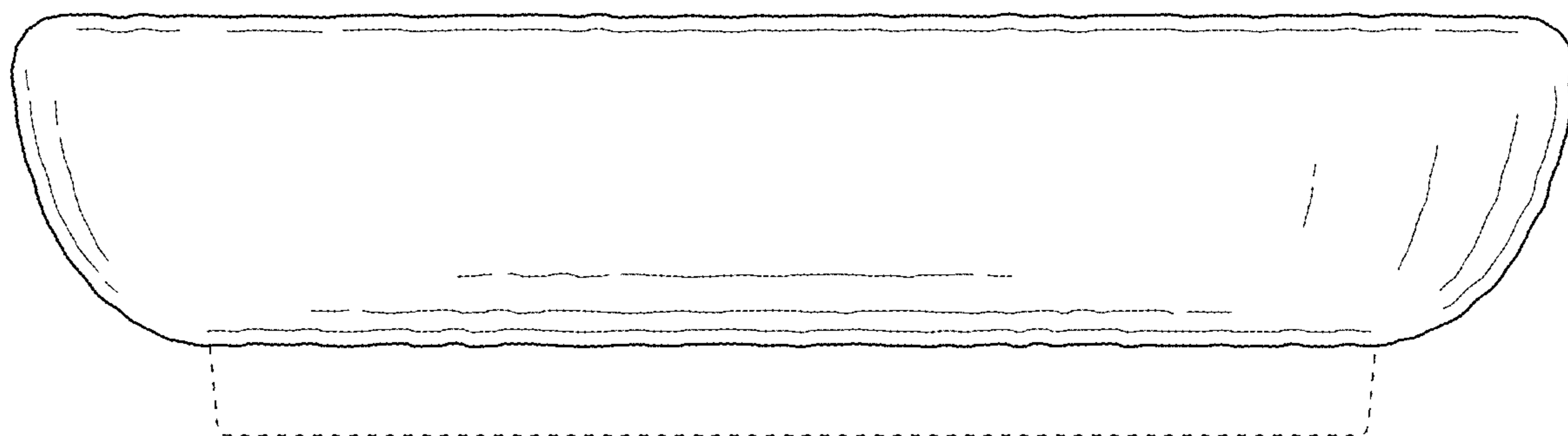
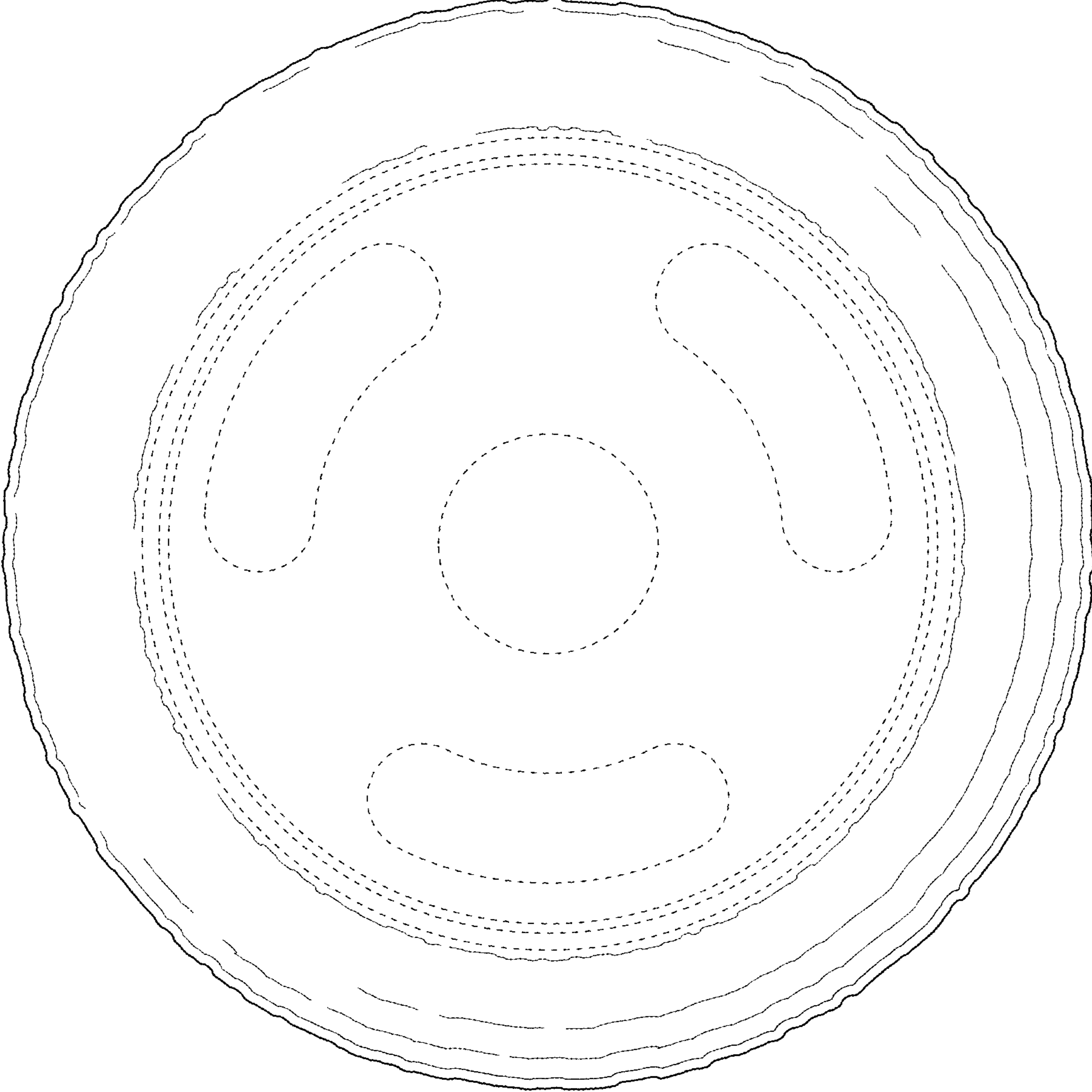


FIG. 5



FIG. 6



**FIG. 7**