



US00D876188S

(12) **United States Design Patent**
Qiu et al.

(10) **Patent No.:** **US D876,188 S**

(45) **Date of Patent:** **** Feb. 25, 2020**

(54) **HEDGE TRIMMER**

(71) Applicant: **Nanjing Chervon Industry Co., Ltd.**,
Nanjing (CN)

(72) Inventors: **Xunzhuang Qiu**, Nanjing (CN); **Bowei Xu**, Nanjing (CN)

(73) Assignee: **Nanjing Chervon Industry Co., Ltd.**,
Nanjing (CN)

(**) Term: **15 Years**

(21) Appl. No.: **29/639,056**

(22) Filed: **Mar. 2, 2018**

(30) **Foreign Application Priority Data**

Sep. 8, 2017 (CN) 2017 3 0423684

(51) **LOC (12) Cl.** **08-01**

(52) **U.S. Cl.**
USPC **D8/8**

(58) **Field of Classification Search**
USPC D8/1, 7, 8, 9, 499; D15/1, 17
CPC A01G 3/06; A01G 3/053; A01G 3/067;
A01G 3/0535; A01G 3/00; A01G 3/062;
B27B 17/00; B25F 5/02

See application file for complete search history.

(56) **References Cited**

U.S. PATENT DOCUMENTS

D649,845 S * 12/2011 Yamamoto D8/9
D661,557 S * 6/2012 Sweeney D8/8

D712,212 S * 9/2014 Zhang D8/8
D721,551 S * 1/2015 Carl D8/8
D741,670 S * 10/2015 Carl D8/8
D753,968 S * 4/2016 Jiang D8/8
D776,501 S * 1/2017 Tinius D8/8
D802,387 S * 11/2017 Tinius D8/8
2016/0242365 A1 * 8/2016 Li F16D 11/14

* cited by examiner

Primary Examiner — Sandra S Snapp

Assistant Examiner — Ieisha N Price

(74) *Attorney, Agent, or Firm* — Greenberg Traurig, LLP

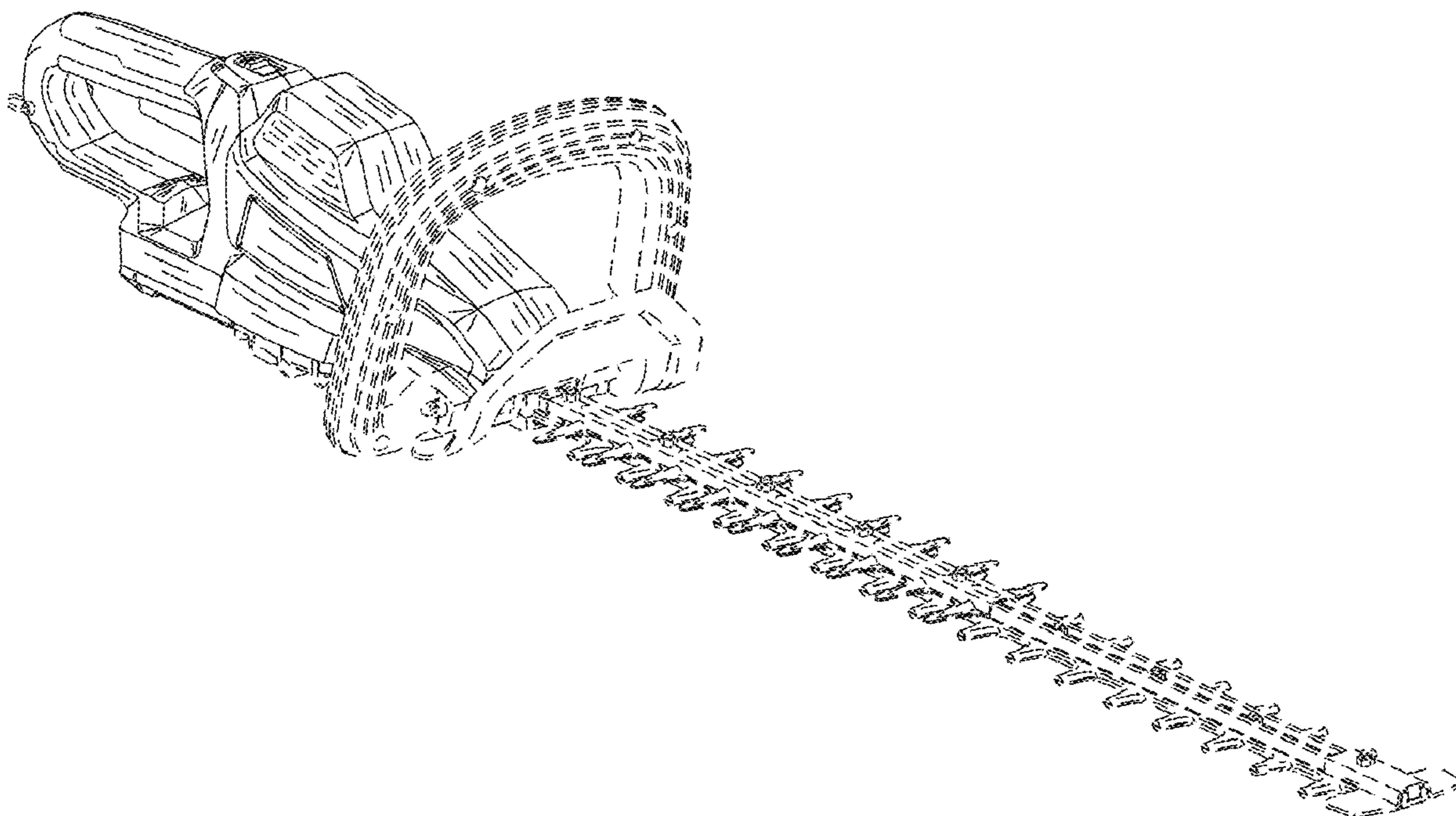
(57) **CLAIM**

The ornamental design for a hedge trimmer, as shown and described.

DESCRIPTION

FIG. 1 is a right side elevational view of a hedge trimmer showing our new design;
FIG. 2 is a left side elevational view thereof;
FIG. 3 is a front side elevational view thereof;
FIG. 4 is a rear side elevational view thereof;
FIG. 5 is a top plan view thereof;
FIG. 6 is a bottom plan view thereof; and,
FIG. 7 is a top, front perspective view thereof.
The broken lines in the drawings illustrate portions of the hedge trimmer that form no part of the claimed design.

1 Claim, 7 Drawing Sheets






FIG. 1

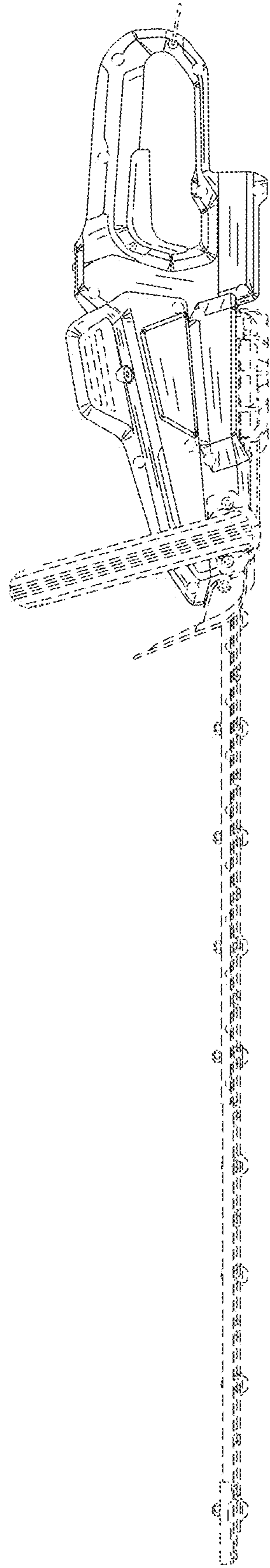


FIG. 2

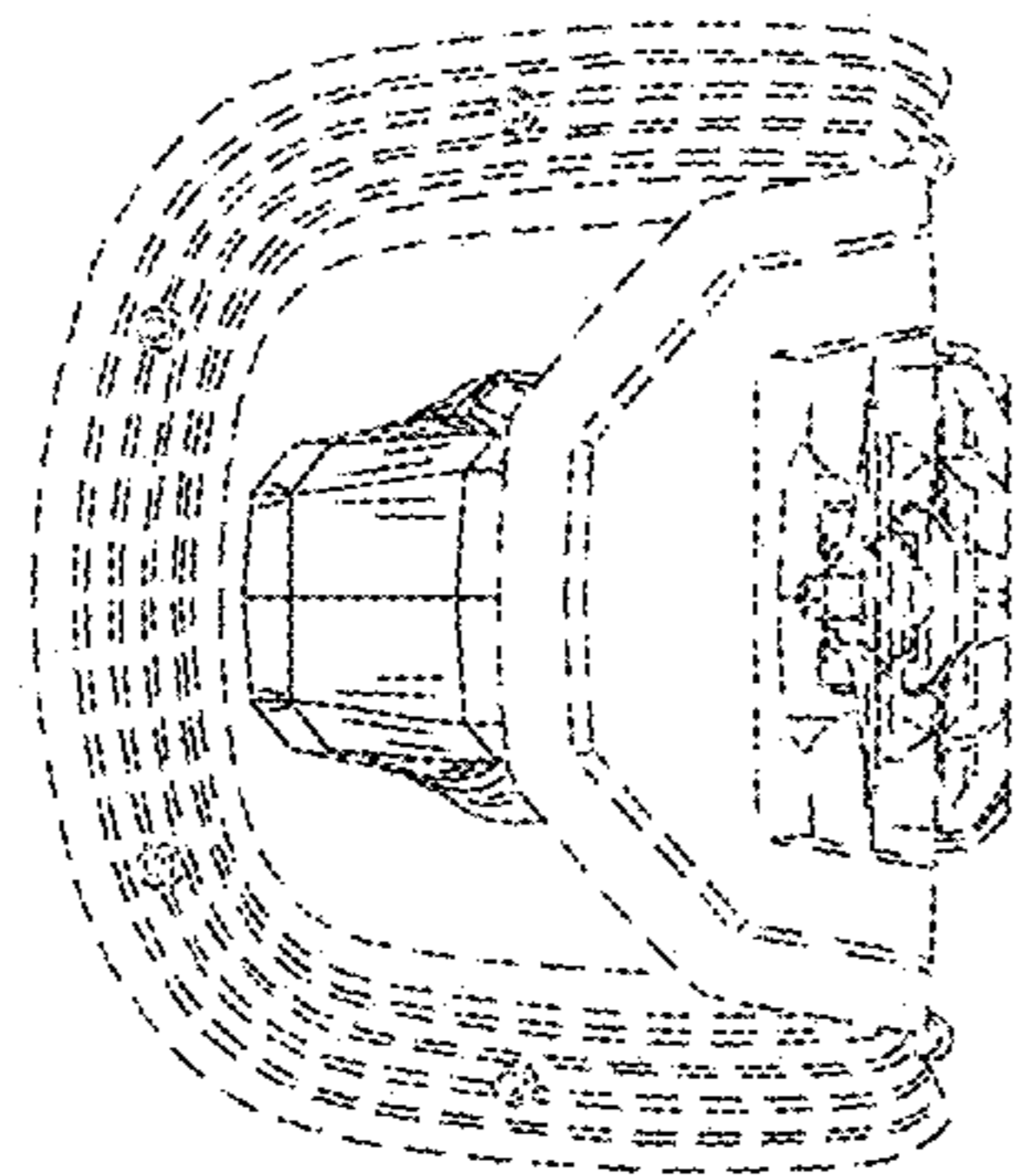


FIG. 3

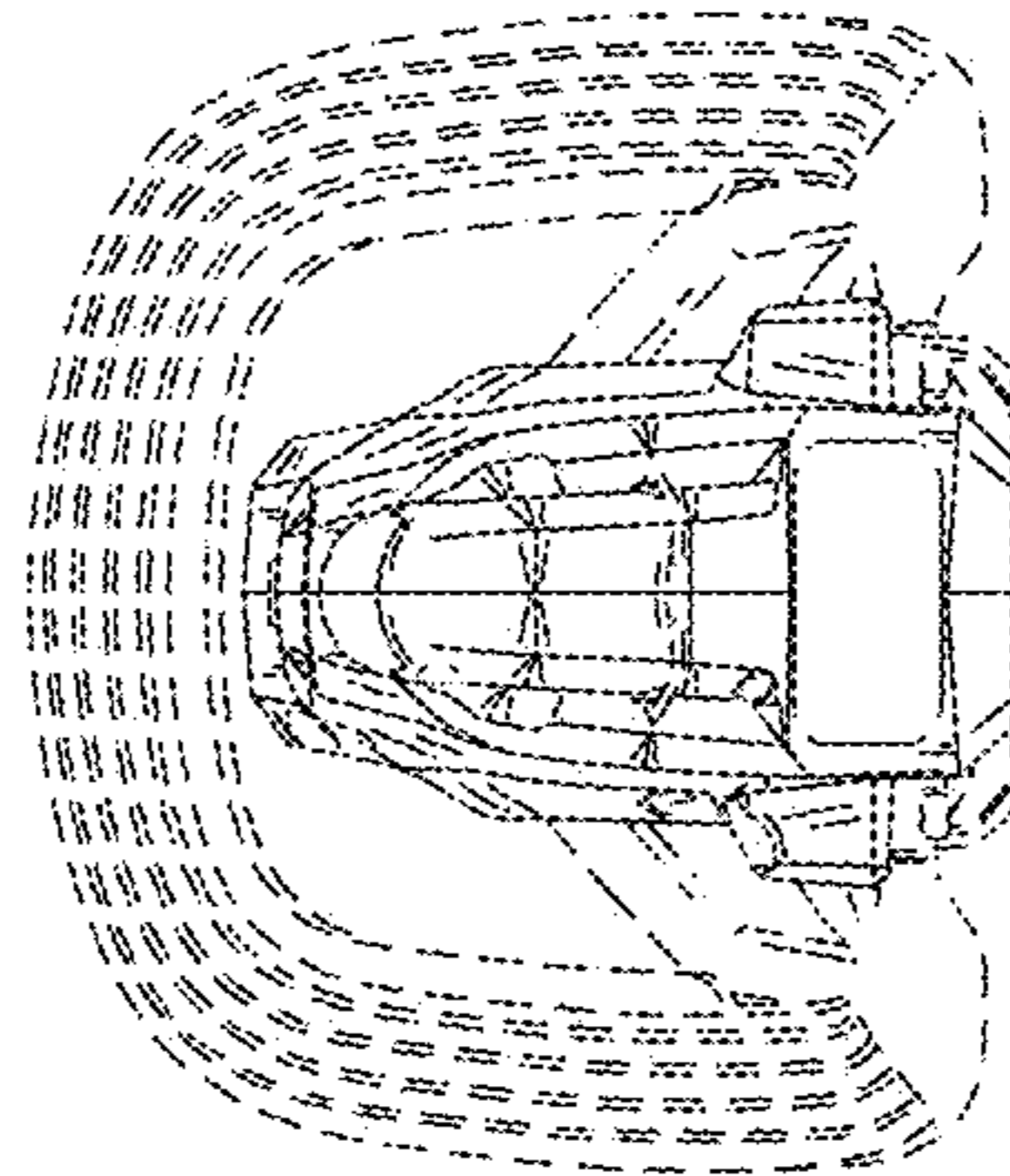


FIG. 4

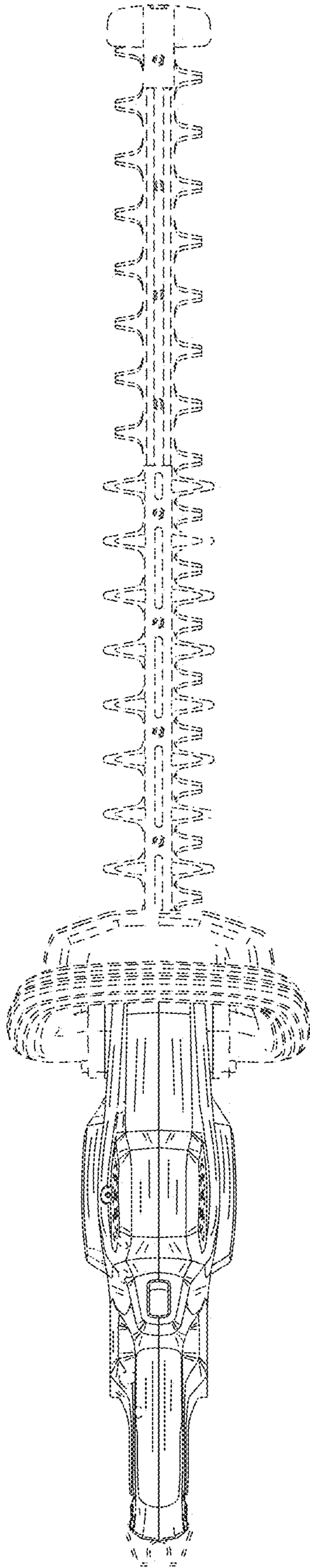


FIG. 5

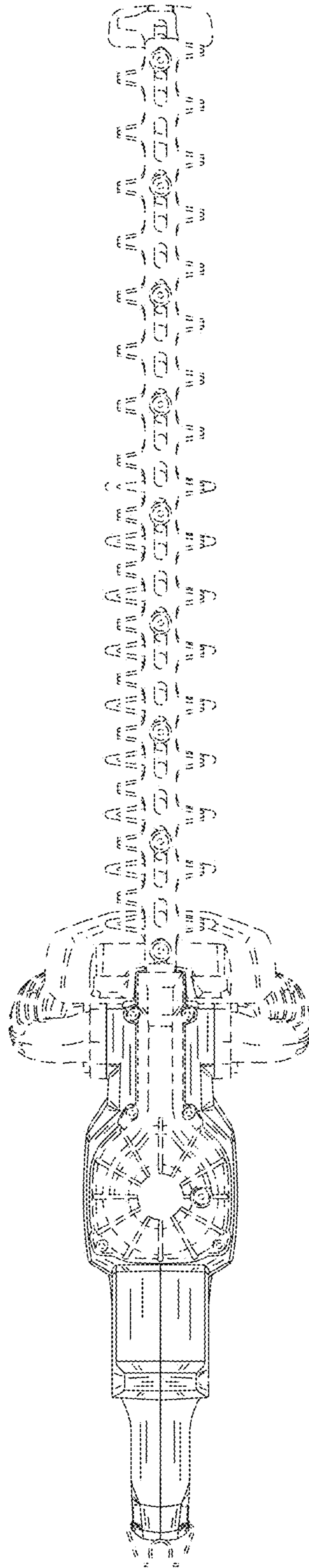


FIG. 6

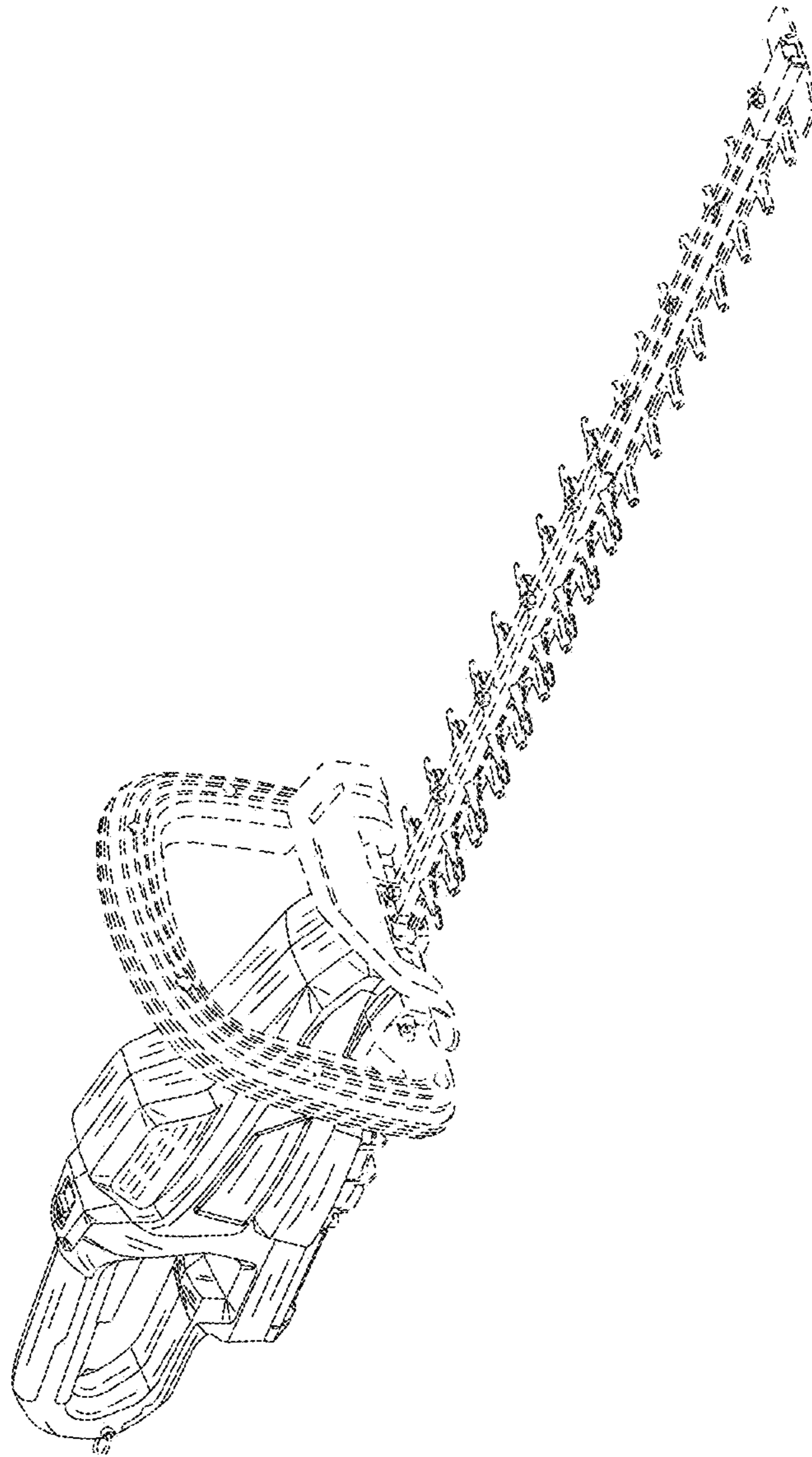


FIG. 7