



US00D876164S

(12) **United States Design Patent** (10) **Patent No.:** **US D876,164 S**
Sorensen et al. (45) **Date of Patent:** **** Feb. 25, 2020**

- (54) **FLOW-THROUGH AGITATOR**
- (71) Applicant: **Runway Blue, LLC**, Alpine, UT (US)
- (72) Inventors: **Kim L. Sorensen**, Alpine, UT (US);
Steven M. Sorensen, Alpine, UT (US);
David O. Meyers, East Layton, UT (US);
Douglas B. Espenschied, Lehi, UT (US)
- (73) Assignee: **Runway Blue, LLC**, Alpine, UT (US)
- (**) Term: **15 Years**
- (21) Appl. No.: **29/705,308**
- (22) Filed: **Sep. 11, 2019**

Related U.S. Application Data

- (62) Division of application No. 29/655,202, filed on Jun. 30, 2018.
- (51) **LOC (12) Cl.** **31-00**
- (52) **U.S. Cl.**
USPC **D7/412; D7/376; D7/377; D7/378;**
D7/379; D7/380
- (58) **Field of Classification Search**
USPC **D7/372, 376–386, 412–413, 602, 629,**
D7/665–667, 669, 679, 693–694;
D8/378; D11/129, 143; D12/400;
D27/183; D28/73; D99/25
CPC **A21C 1/02; A21C 1/04; A23N 1/00; A23N**
1/02; A47J 43/04; A47J 43/25; A47J
43/27; A47J 43/042; A47J 43/044; A47J
43/046; A47J 43/075; A47J 43/0722;
A47J 43/0727; B01F 3/00; B01F 3/0807;
B01F 3/0853; B01F 13/0059; B01F
13/0064; B02C 1/08; B02C 2/04; B02C
4/42; B02C 4/142; B02C 4/143; B02C
4/423; B02C 13/1835; B28C 5/10; B28C
5/12; B28C 5/14; B28C 5/16; B65D
47/0885; G09F 19/00

See application file for complete search history.

(56) **References Cited**

U.S. PATENT DOCUMENTS

- 1,060,419 A 4/1913 Benjamin
 - 1,649,874 A 11/1927 Munro
 - 3,924,807 A 12/1975 Morgan
- (Continued)

OTHER PUBLICATIONS

Blender Bullets, Instagram webpage <https://www.instagram.com/blender_bullets/> accessed Aug. 6, 2018, 12 pgs.

(Continued)

Primary Examiner — Ricky Pham

(74) *Attorney, Agent, or Firm* — Sterne, Kessler, Goldstein & Fox P.L.L.C.

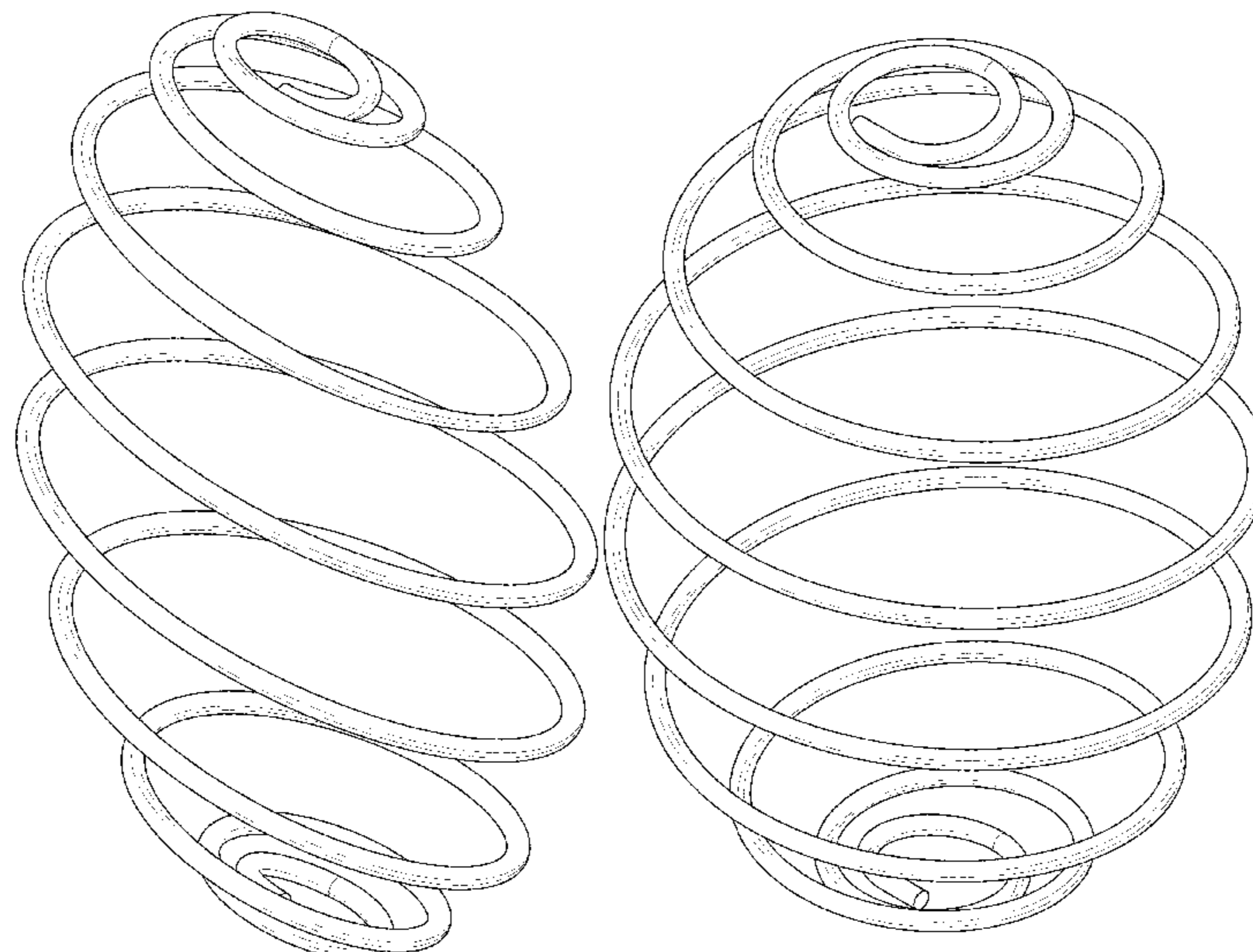
(57) **CLAIM**

The ornamental design for a flow-through agitator, as shown and described.

DESCRIPTION

FIG. 1 is a top front perspective view of a flow-through agitator showing the claimed design;
 FIG. 2 is a front view thereof;
 FIG. 3 is a rear view thereof;
 FIG. 4 is a left side view thereof;
 FIG. 5 is a right side view thereof;
 FIG. 6 is a top view thereof;
 FIG. 7 is a bottom view thereof;
 FIG. 8 is a top front perspective view of another flow-through agitator showing the claimed design;
 FIG. 9 is a front view thereof;
 FIG. 10 is a rear view thereof;
 FIG. 11 is a left side view thereof;
 FIG. 12 is a right side view thereof;
 FIG. 13 is a top view thereof; and,
 FIG. 14 is a bottom view thereof.

1 Claim, 14 Drawing Sheets



(56)

References Cited

U.S. PATENT DOCUMENTS

4,575,255 A * 3/1986 Kafka A47J 43/044
366/129

4,640,623 A 2/1987 Tornell

4,668,442 A 5/1987 Lang

D294,012 S 2/1988 Patricko

D294,128 S * 2/1988 Patricko D11/129

D362,793 S 10/1995 Khan et al.

D374,638 S 10/1996 Jacobson et al.

5,629,057 A 5/1997 Wang et al.

D395,227 S * 6/1998 Smiley D8/378

D432,453 S 10/2000 Franzen

6,379,032 B1 4/2002 Sorensen

D468,625 S * 1/2003 Schorling D8/378

D479,956 S * 9/2003 Bellander D7/667

D487,862 S 3/2004 Tincher

D488,339 S 4/2004 Lee

D498,701 S 11/2004 Libuda et al.

D527,959 S 9/2006 Fung

D541,601 S 5/2007 Fung

D542,102 S 5/2007 Cheung

7,354,225 B1 * 4/2008 Cohen G09F 19/00
40/645

7,441,941 B2 10/2008 Vernon

D582,223 S 12/2008 Vendi et al.

D585,708 S 2/2009 Gransbury

D587,643 S * 3/2009 Slagel D12/400

D647,366 S 10/2011 Enghard

D649,709 S * 11/2011 Loman D27/183

D664,392 S * 7/2012 Enghard D7/376

D705,499 S 5/2014 Zamarripa

D712,113 S * 8/2014 Tarashchansky D99/25

D723,325 S 3/2015 Enghard

D725,431 S 3/2015 Enghard

9,248,423 B2 * 2/2016 Cerasani B65D 47/0885

D763,511 S * 8/2016 Petruccelli D28/38

D782,874 S 4/2017 Ross

D784,760 S 4/2017 Gilmartin

D808,216 S 1/2018 Holowaychuk et al.

D828,079 S 9/2018 Winn et al.

D841,141 S 2/2019 Neigut

D843,795 S 3/2019 Perry

D846,431 S * 4/2019 Stewart D11/143

2005/0263006 A1 12/2005 Saha

2013/0305993 A1 11/2013 Lush

2017/0056850 A1 3/2017 Kershaw et al.

OTHER PUBLICATIONS

U.S. Appl. No. 29/642,657, filed Mar. 30, 2018.

U.S. Appl. No. 29/642,658, filed Mar. 30, 2018.

U.S. Appl. No. 29/642,659, filed Mar. 30, 2018.

U.S. Appl. No. 29/655,203, filed Jun. 30, 2018.

U.S. Appl. No. 29/655,204, filed Jun. 30, 2018.

U.S. Appl. No. 29/655,205, filed Jun. 30, 2018.

U.S. Appl. No. 29/655,206, filed Jun. 30, 2018.

* cited by examiner

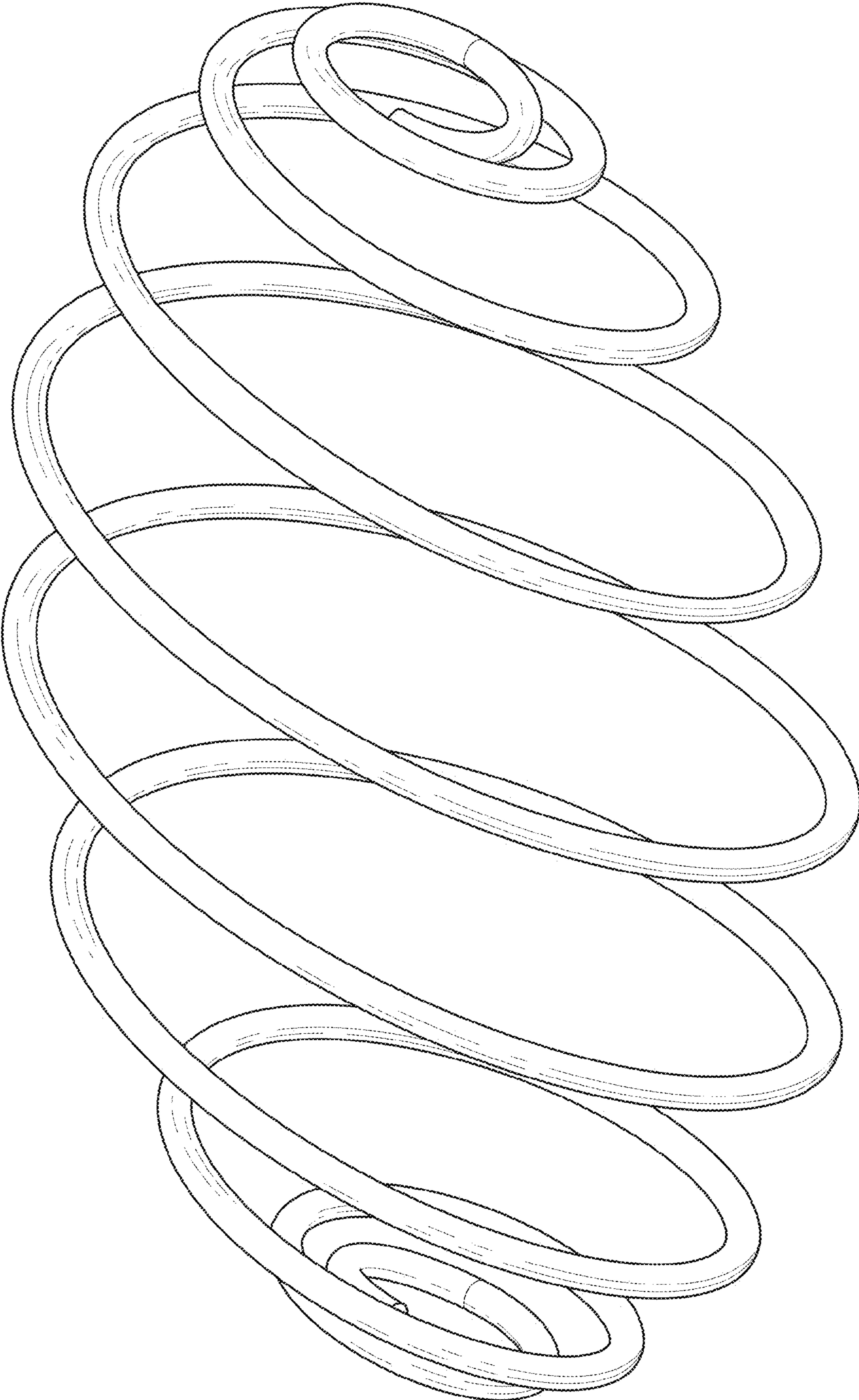


FIG. 1




FIG. 2

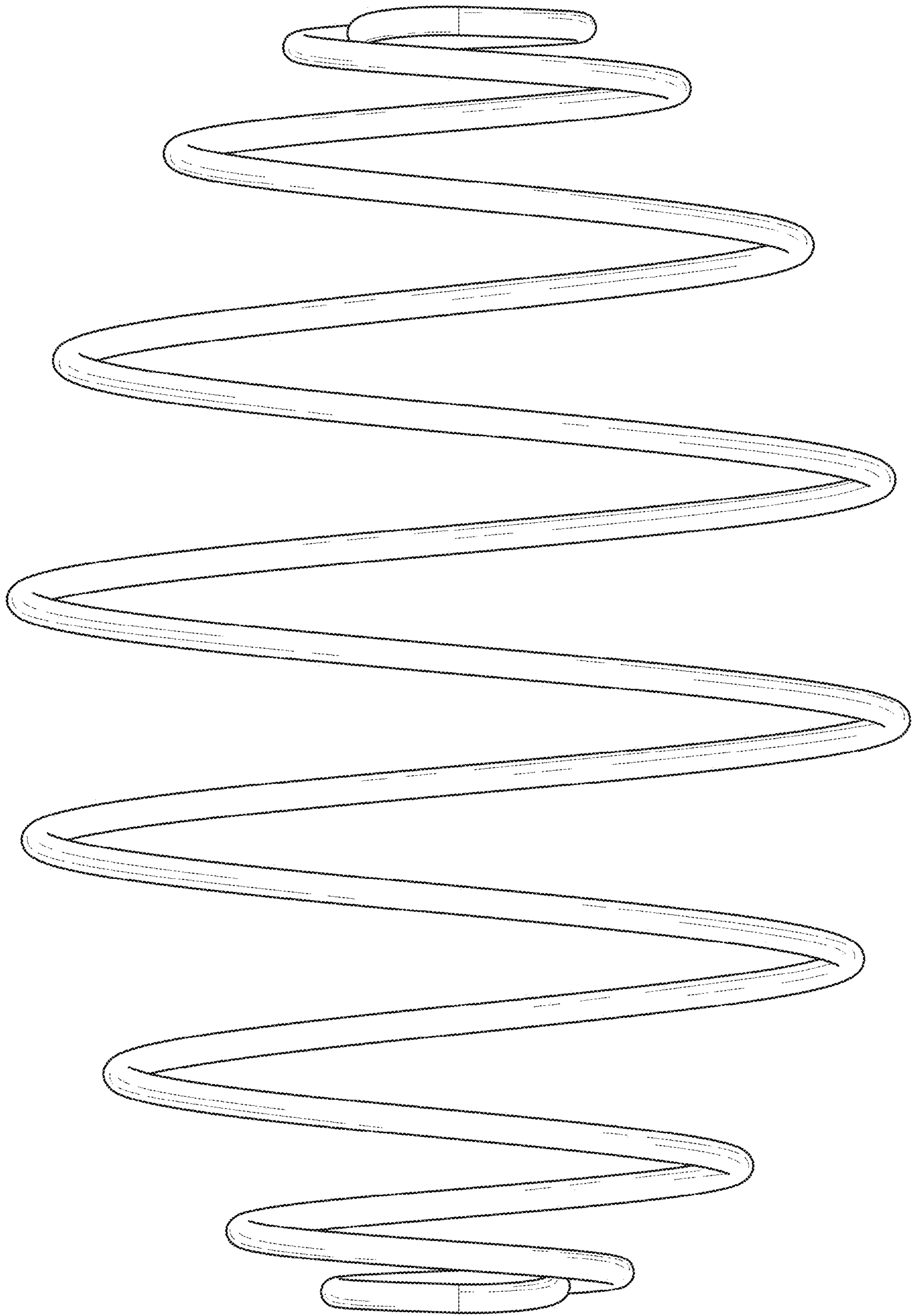


FIG. 3

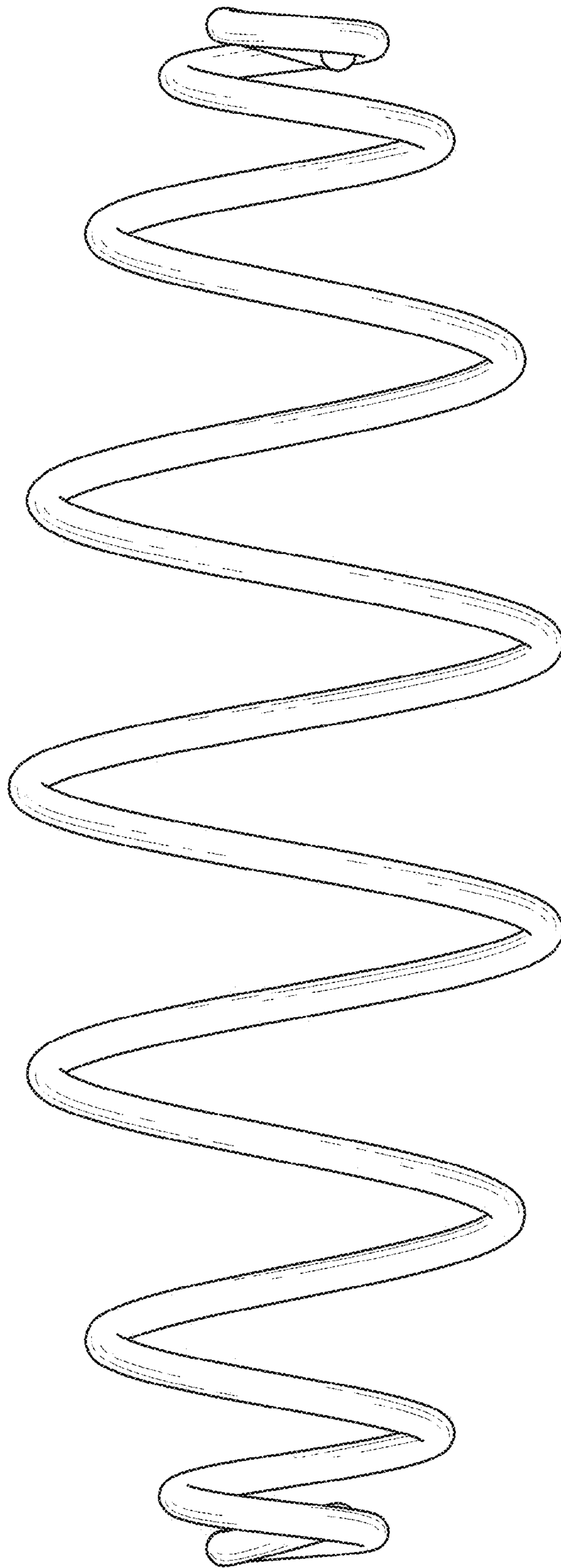


FIG. 4

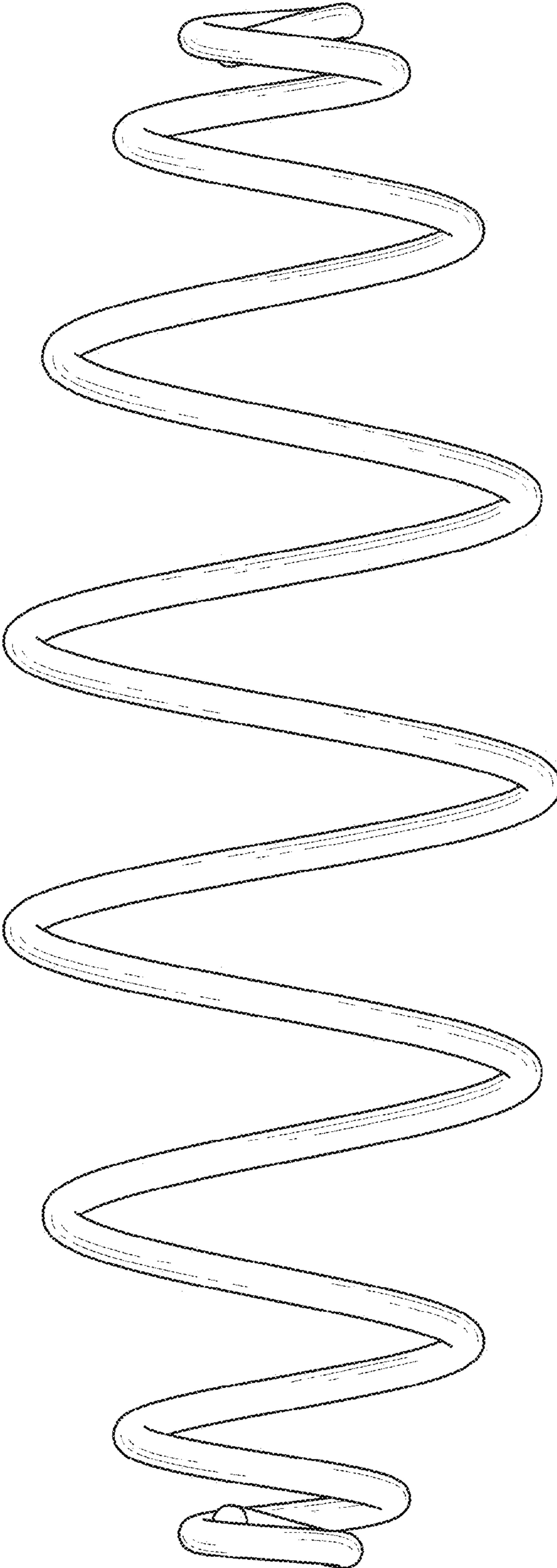


FIG. 5

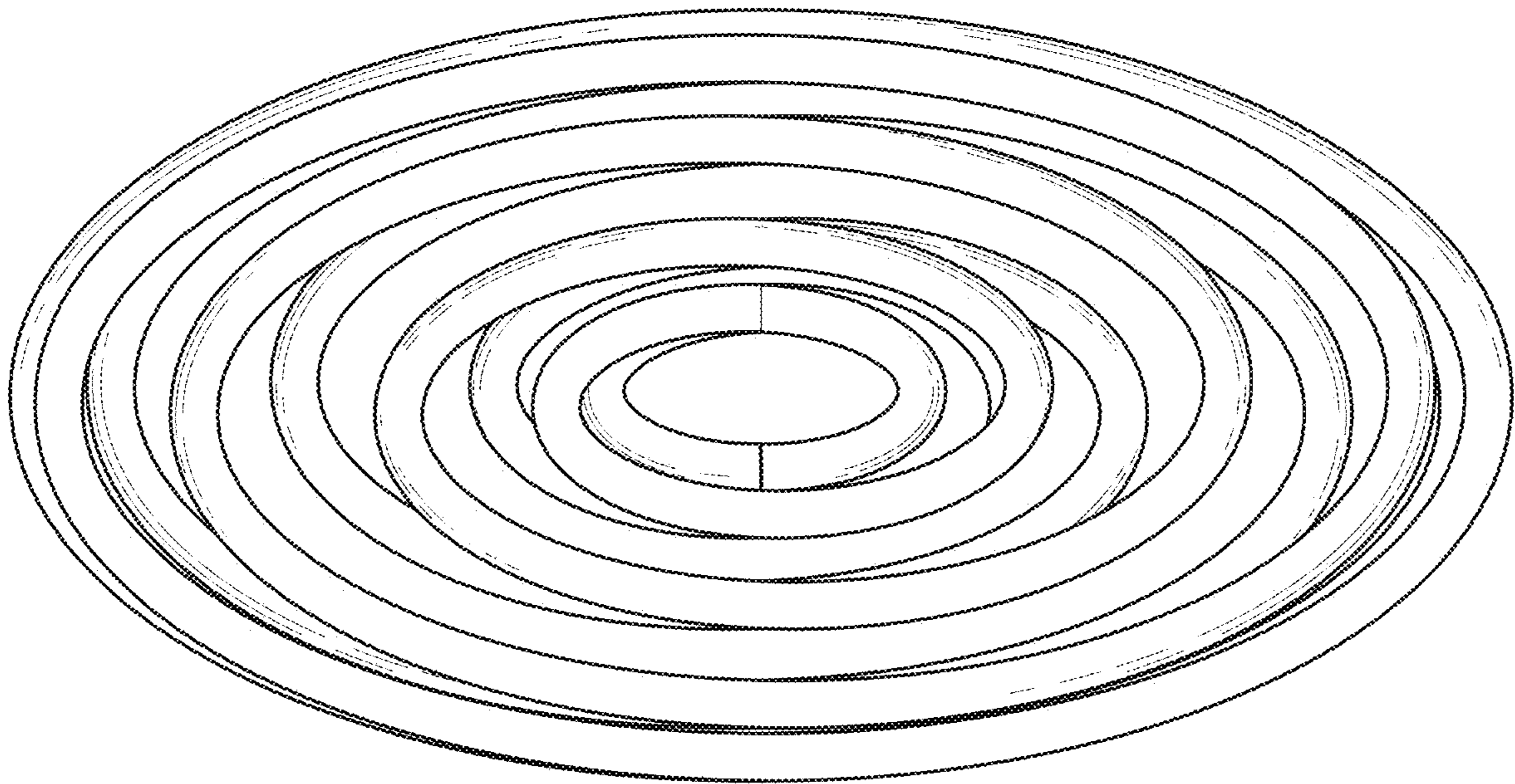


FIG.6

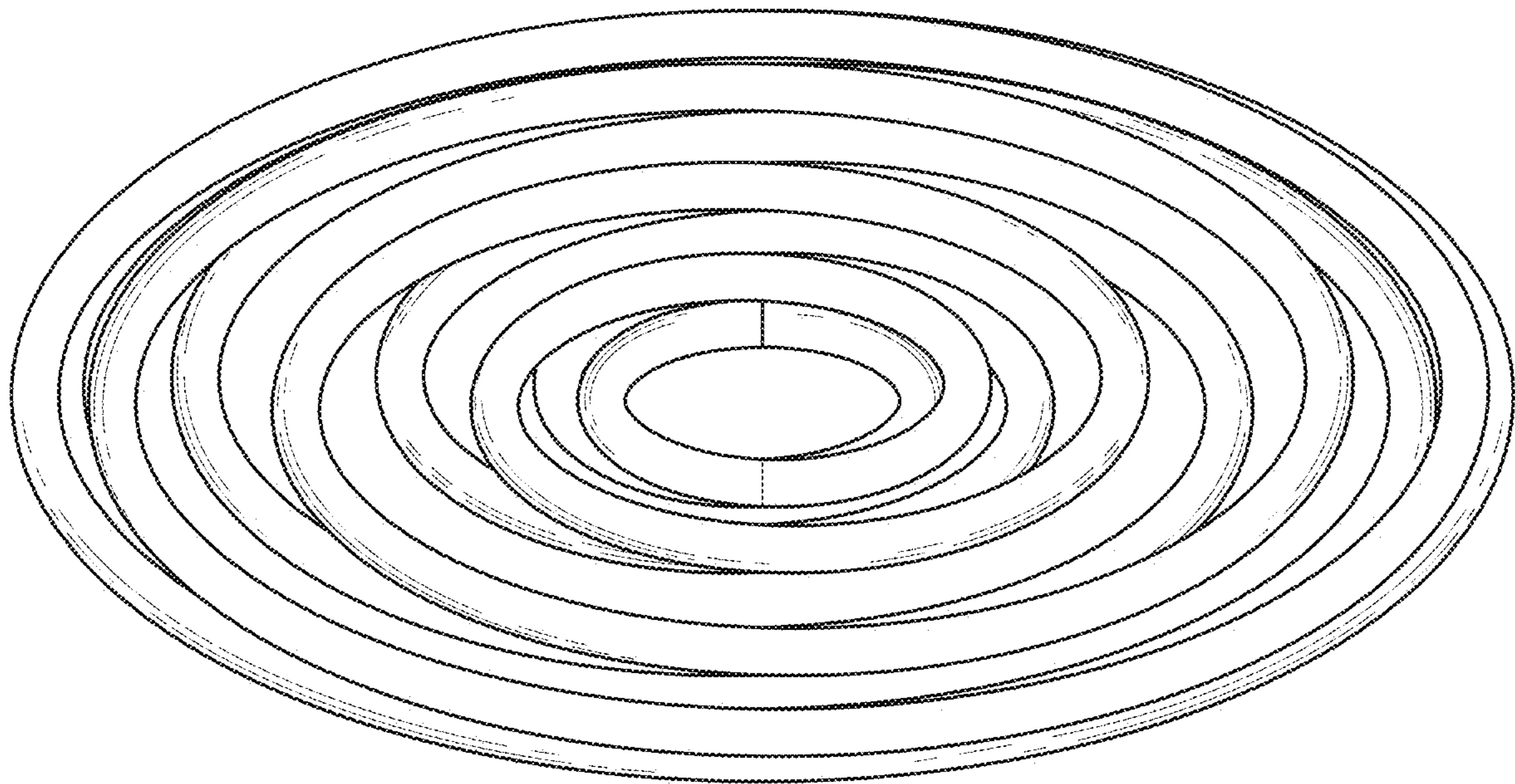


FIG. 7

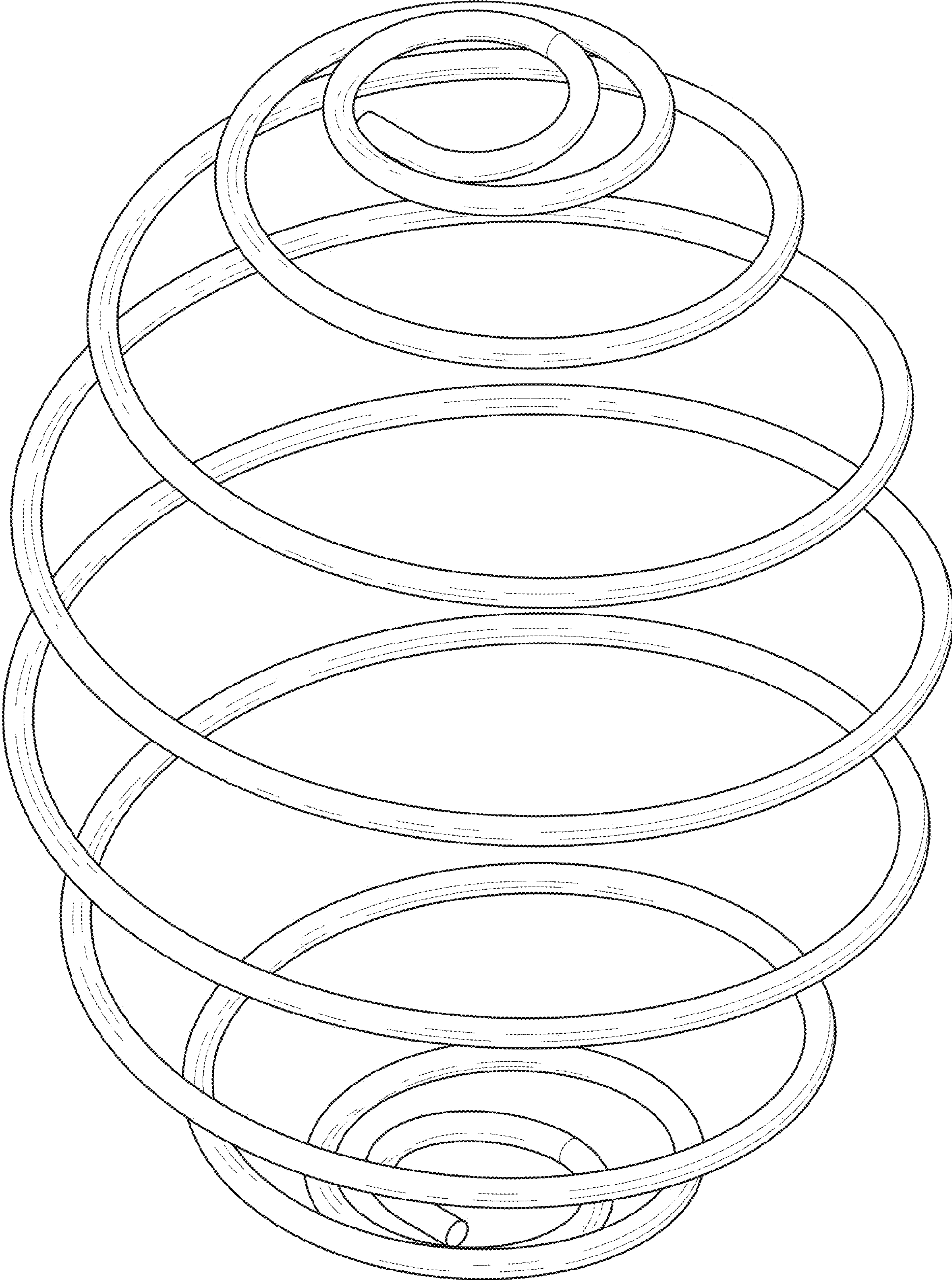


FIG. 8




FIG. 9

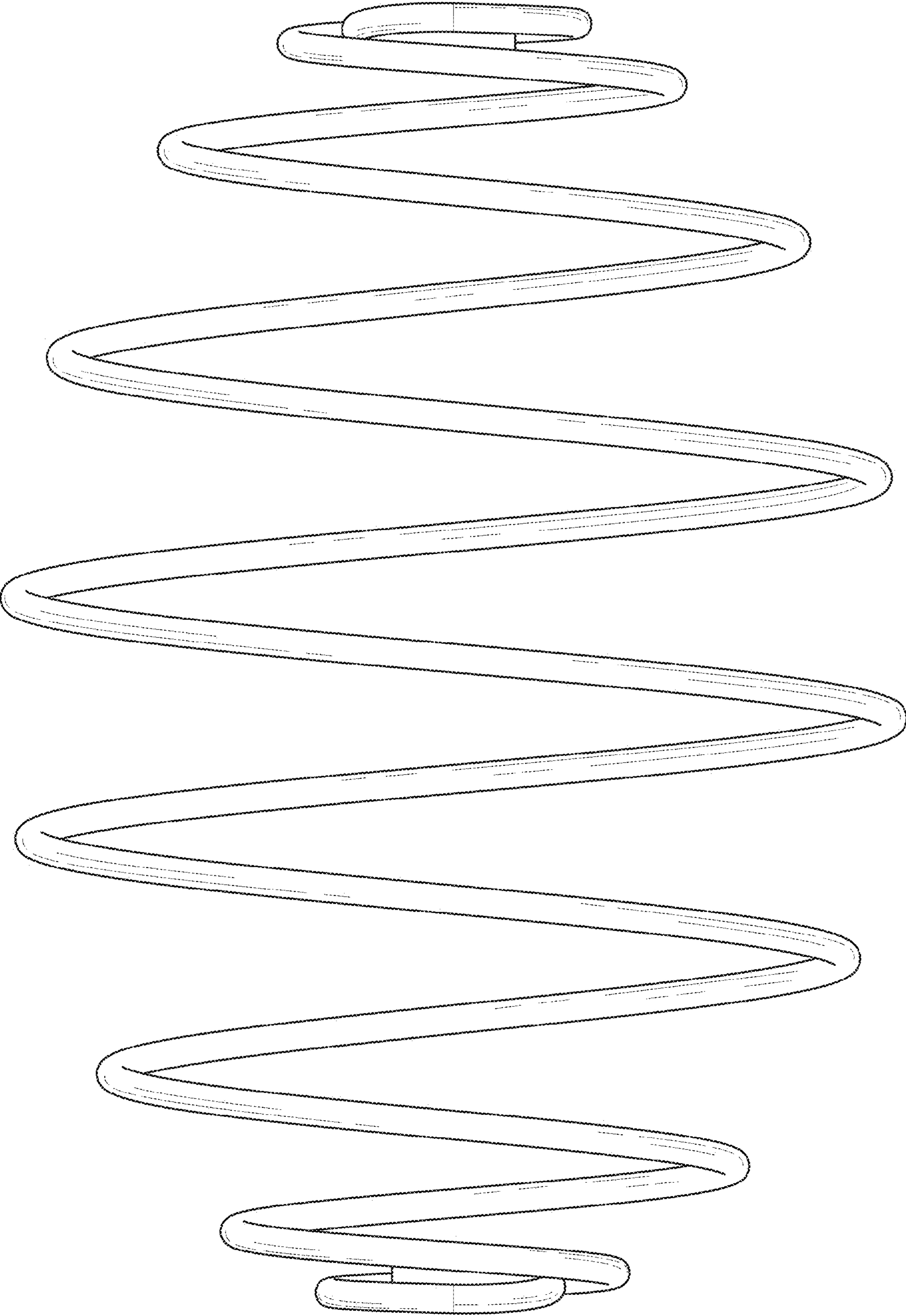


FIG. 10

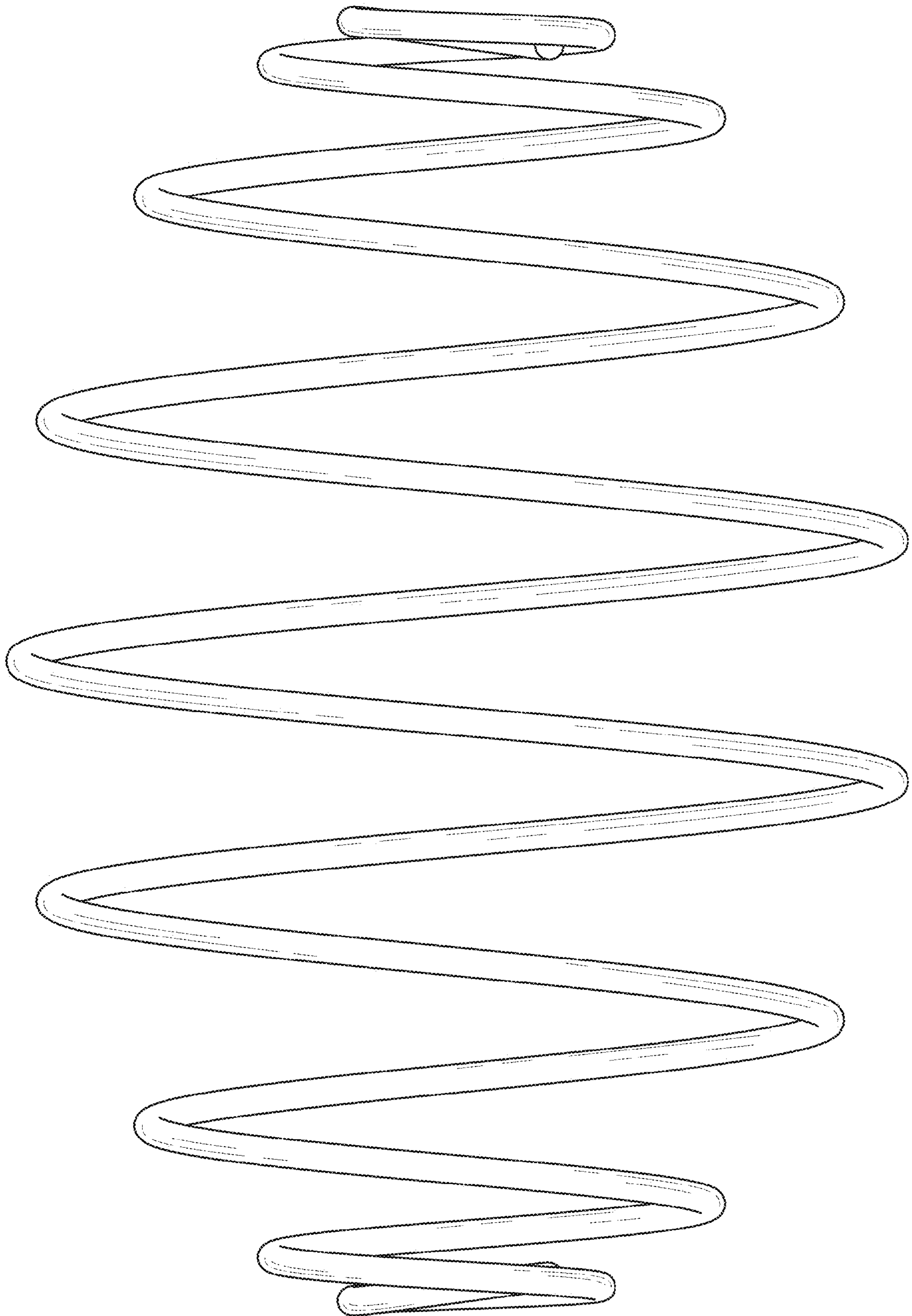


FIG. 11

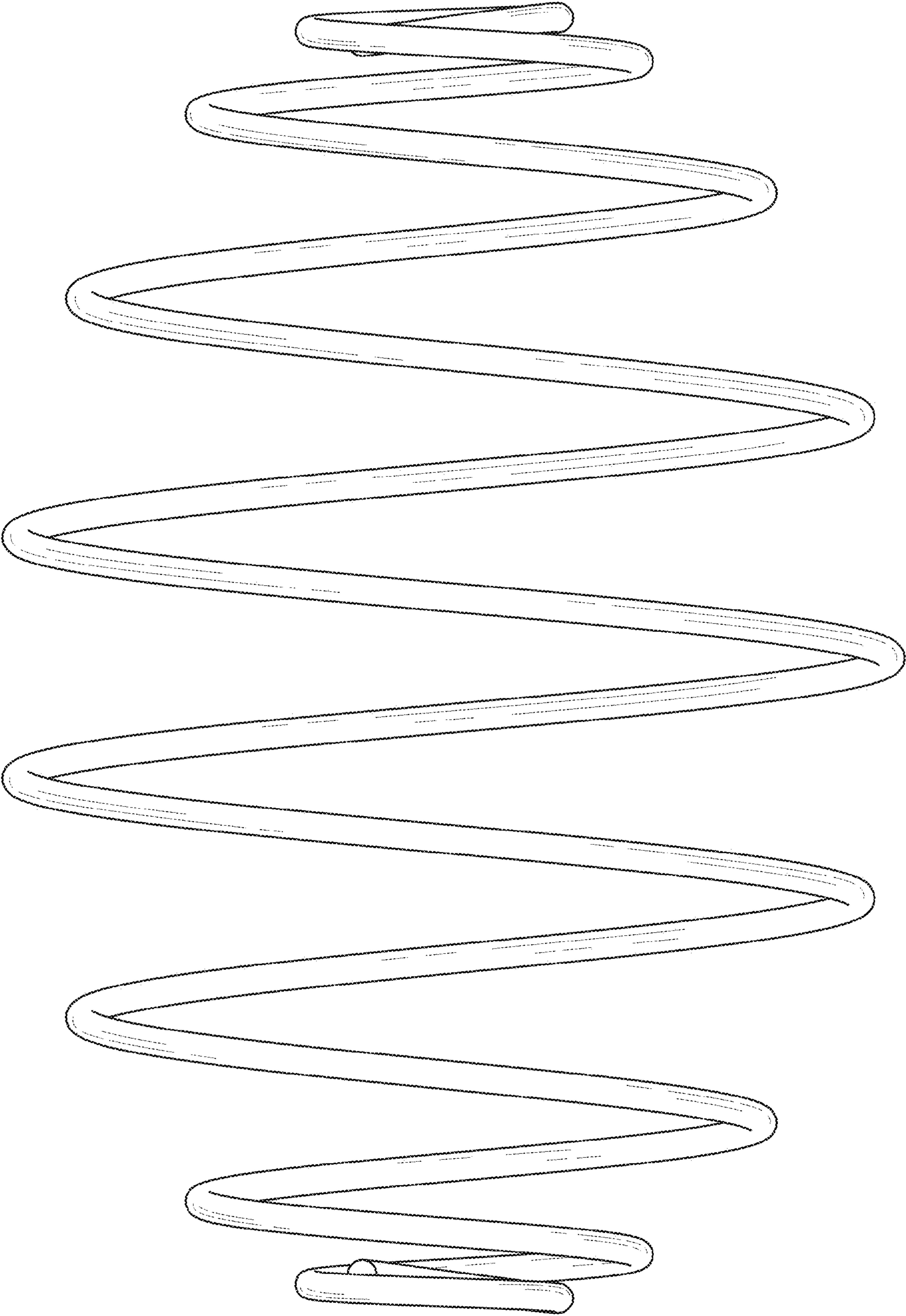


FIG. 12

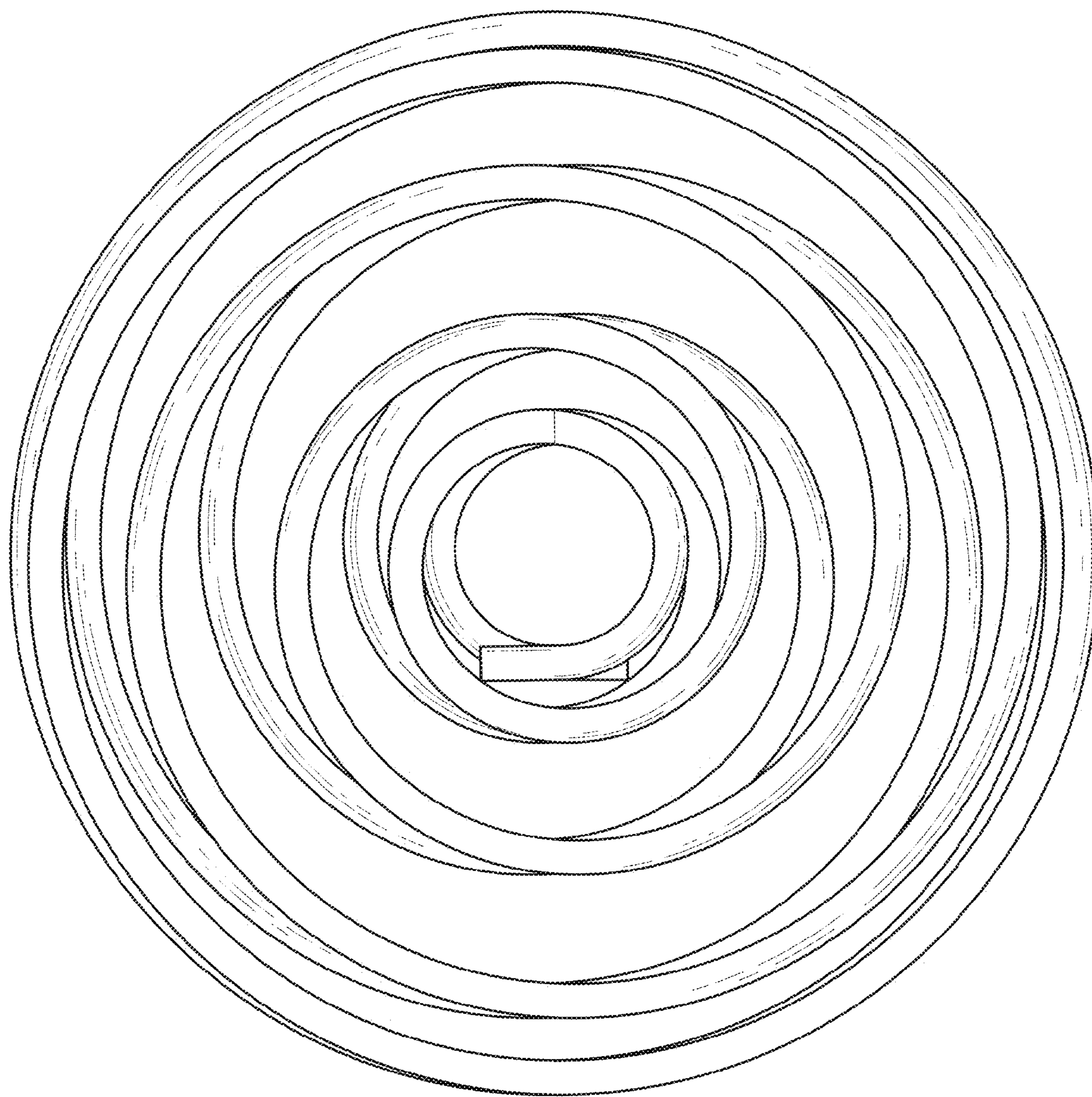


FIG. 13

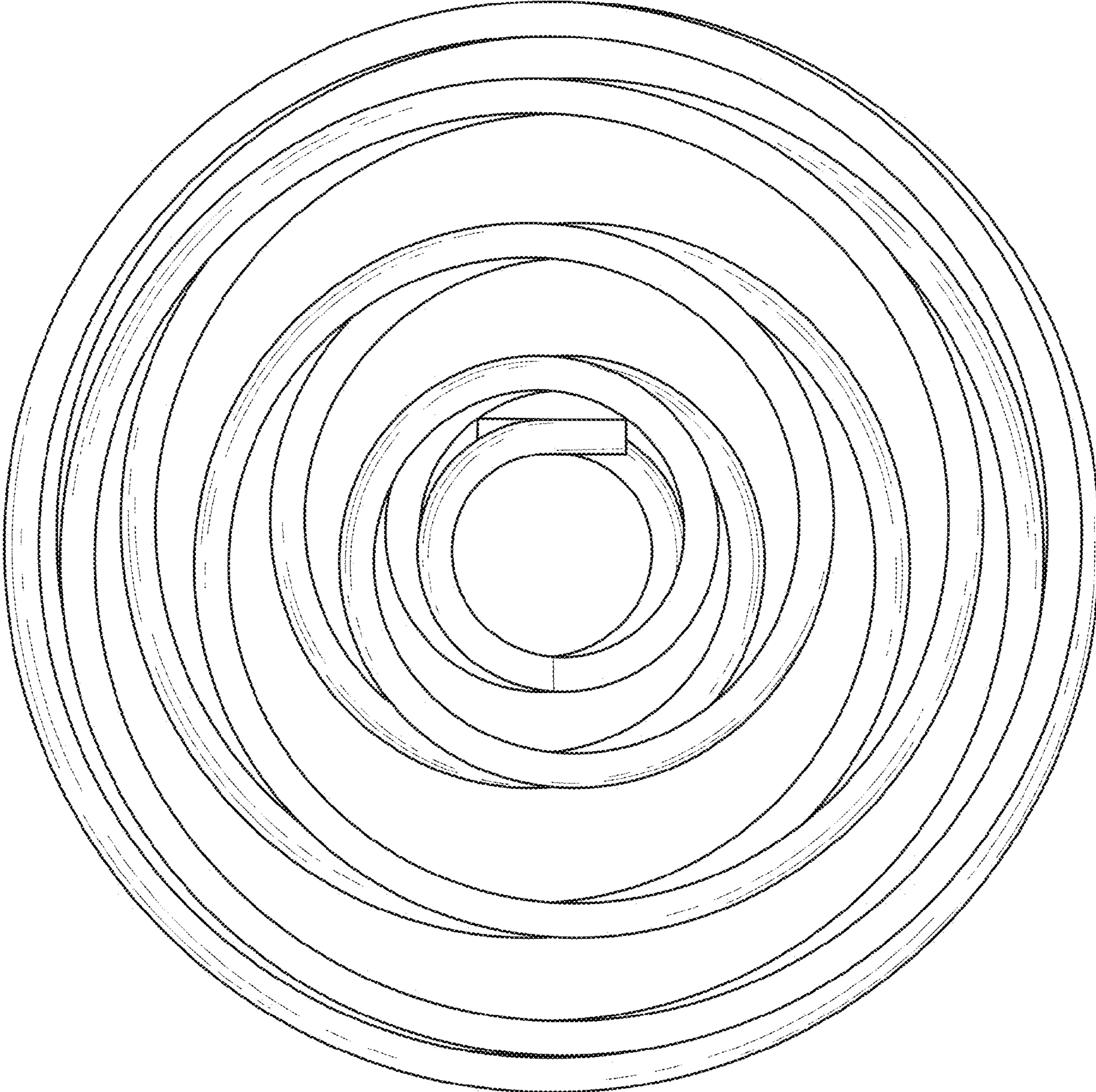


FIG. 14