

US00D876144S

(12) **United States Design Patent** (10) **Patent No.:** **US D876,144 S**
Cavalli (45) **Date of Patent:** **** Feb. 25, 2020**

- (54) **BEVERAGE DISPENSER**
- (71) Applicant: **Société des Produits Nestlé S.A.,**
Vevey (CH)
- (72) Inventor: **Baptiste Cavalli,** La Chaux-de-Fonds
(CH)
- (73) Assignee: **Société des Produits Nestlé S.A.,**
Vevey (CH)
- (**) Term: **15 Years**
- (21) Appl. No.: **29/662,752**
- (22) Filed: **Sep. 7, 2018**
- (30) **Foreign Application Priority Data**
Mar. 26, 2018 (CH) 143879
- (51) **LOC (12) Cl.** **07-01**
- (52) **U.S. Cl.**
USPC **D7/306; D7/311**
- (58) **Field of Classification Search**
USPC D7/306–311, 305, 300, 313; 99/279,
99/284, 290, 280, 299, 307, 305, 295,
99/308, 309; D20/1
CPC A47J 31/44; A47J 31/00; A47J 31/4403;
A47J 31/407; B67D 1/0041; B67D 3/00;
B67D 1/0021; B67D 1/0036
See application file for complete search history.

- (56) **References Cited**
U.S. PATENT DOCUMENTS
D353,296 S * 12/1994 Assmann D7/309
D430,771 S * 9/2000 Saltet D7/309
D572,966 S * 7/2008 Trazzi D7/309
D588,855 S * 3/2009 Jacquet D7/309

- D621,647 S * 8/2010 Jacquet D7/306
- D666,049 S * 8/2012 Struzka D7/306
- D699,065 S * 2/2014 Bucher D7/306
- D733,480 S * 7/2015 Shao D7/306
- D753,428 S * 4/2016 Shao D7/306
- D758,779 S * 6/2016 Regamy D7/306
- D769,045 S * 10/2016 Cha D7/306
- D810,490 S * 2/2018 Cha D7/306
- D843,153 S * 3/2019 Florin D7/306
- D860,704 S * 9/2019 Ayer D7/306
- 2014/0318381 A1 * 10/2014 Talon A47J 31/4482
99/295
- 2016/0376139 A1 * 12/2016 Melville, Jr. B67D 1/0021
222/1
- 2018/0000281 A1 * 1/2018 Pugliese A47J 31/4403
- 2018/0317697 A1 * 11/2018 Cahen A47J 31/4403

* cited by examiner

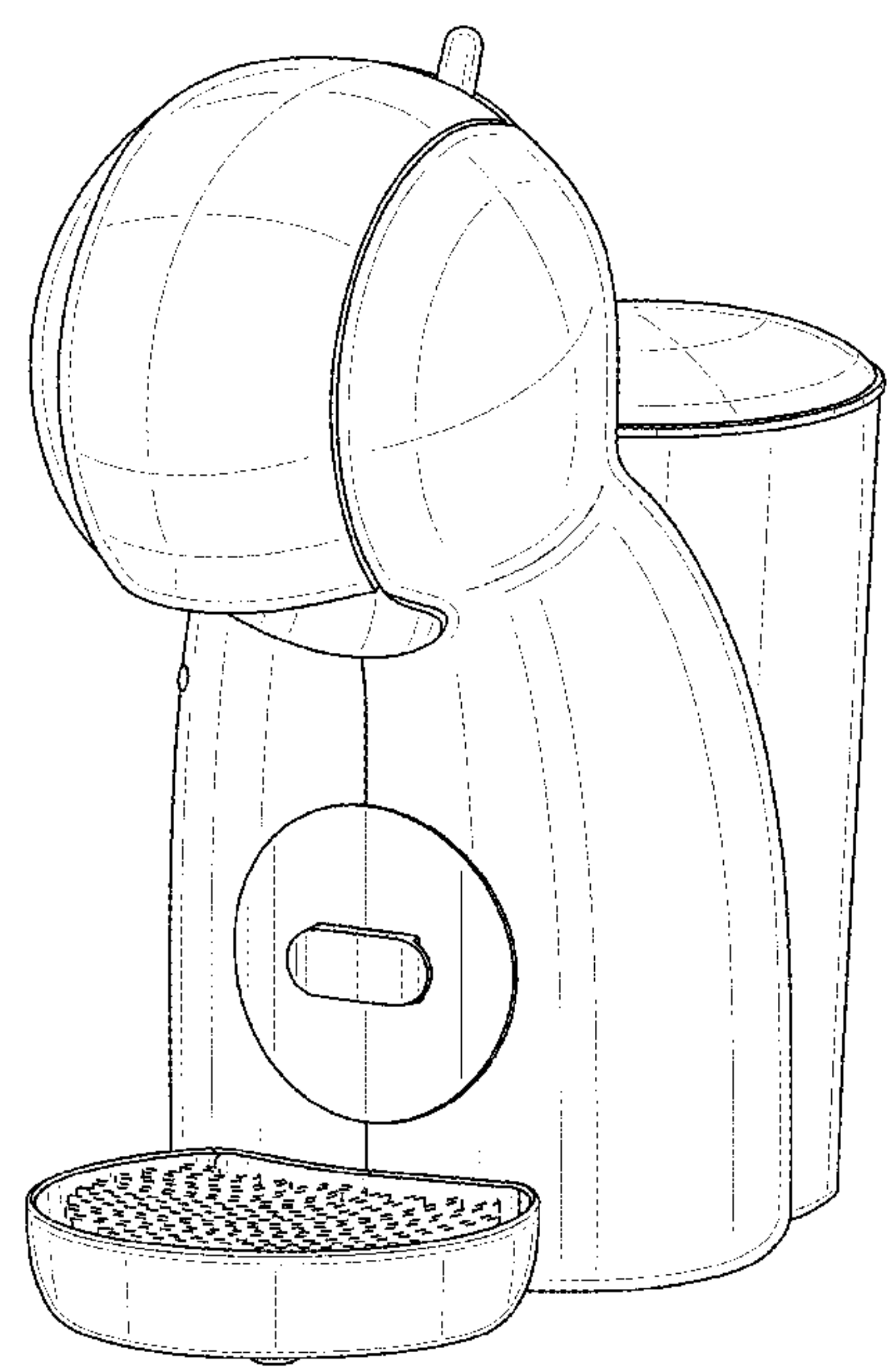
Primary Examiner — Marianne N Pandozzi
(74) *Attorney, Agent, or Firm* — Finnegan, Henderson,
Farabow, Garrett & Dunner LLP

(57) **CLAIM**
The ornamental design for a beverage dispenser, as shown
and described.

DESCRIPTION

FIG. 1 is a top, front perspective view of a beverage
dispenser showing my new design;
FIG. 2 is a front elevation view thereof;
FIG. 3 is a rear elevation view thereof;
FIG. 4 is a right side view thereof;
FIG. 5 is a left side view thereof;
FIG. 6 is a top plan view thereof; and,
FIG. 7 is a bottom plan view thereof.
The even spaced broken lines in the drawing depict portions
of the beverage dispenser that form no part of the claimed
design.

1 Claim, 7 Drawing Sheets



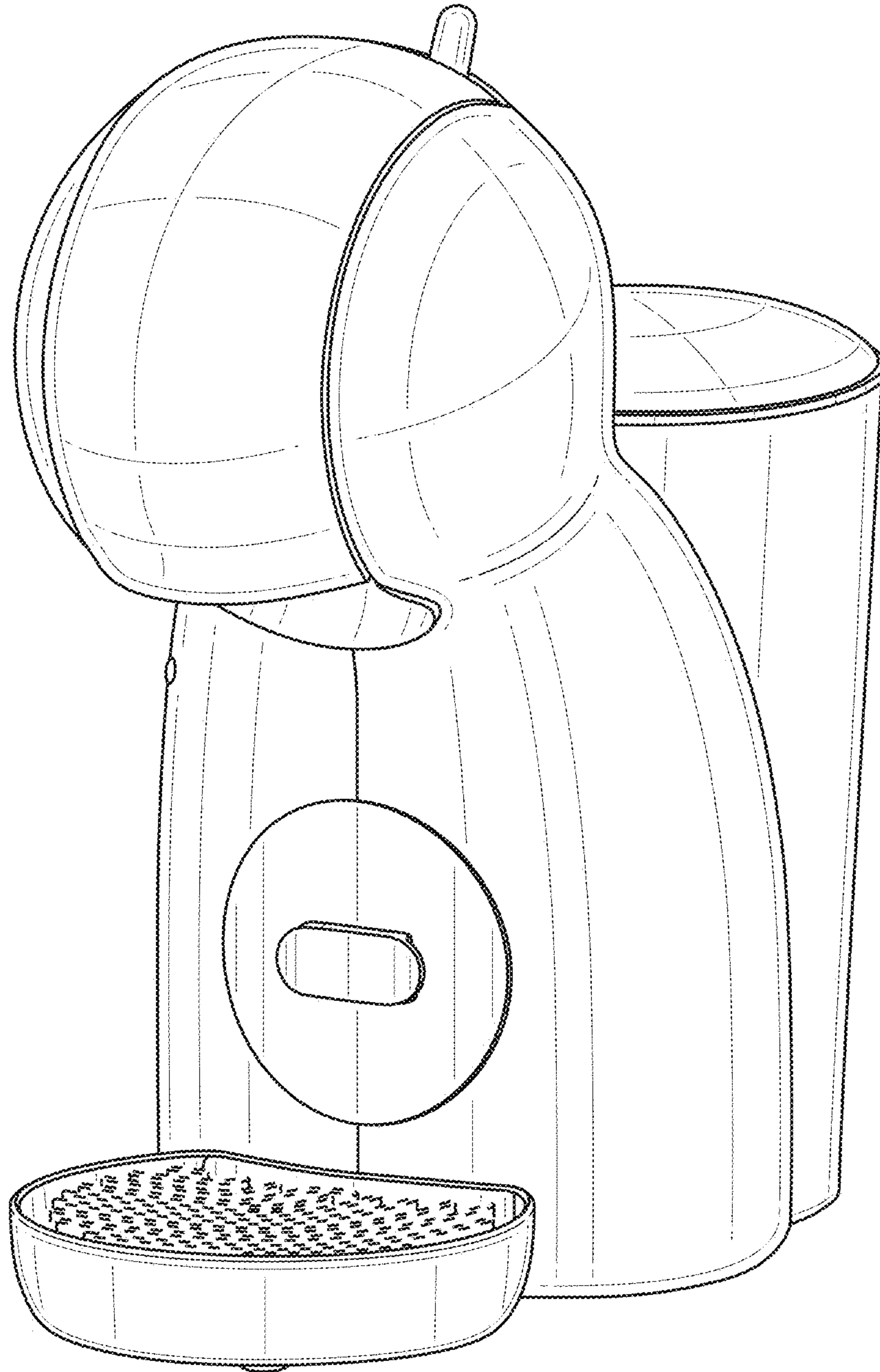


FIG. 1

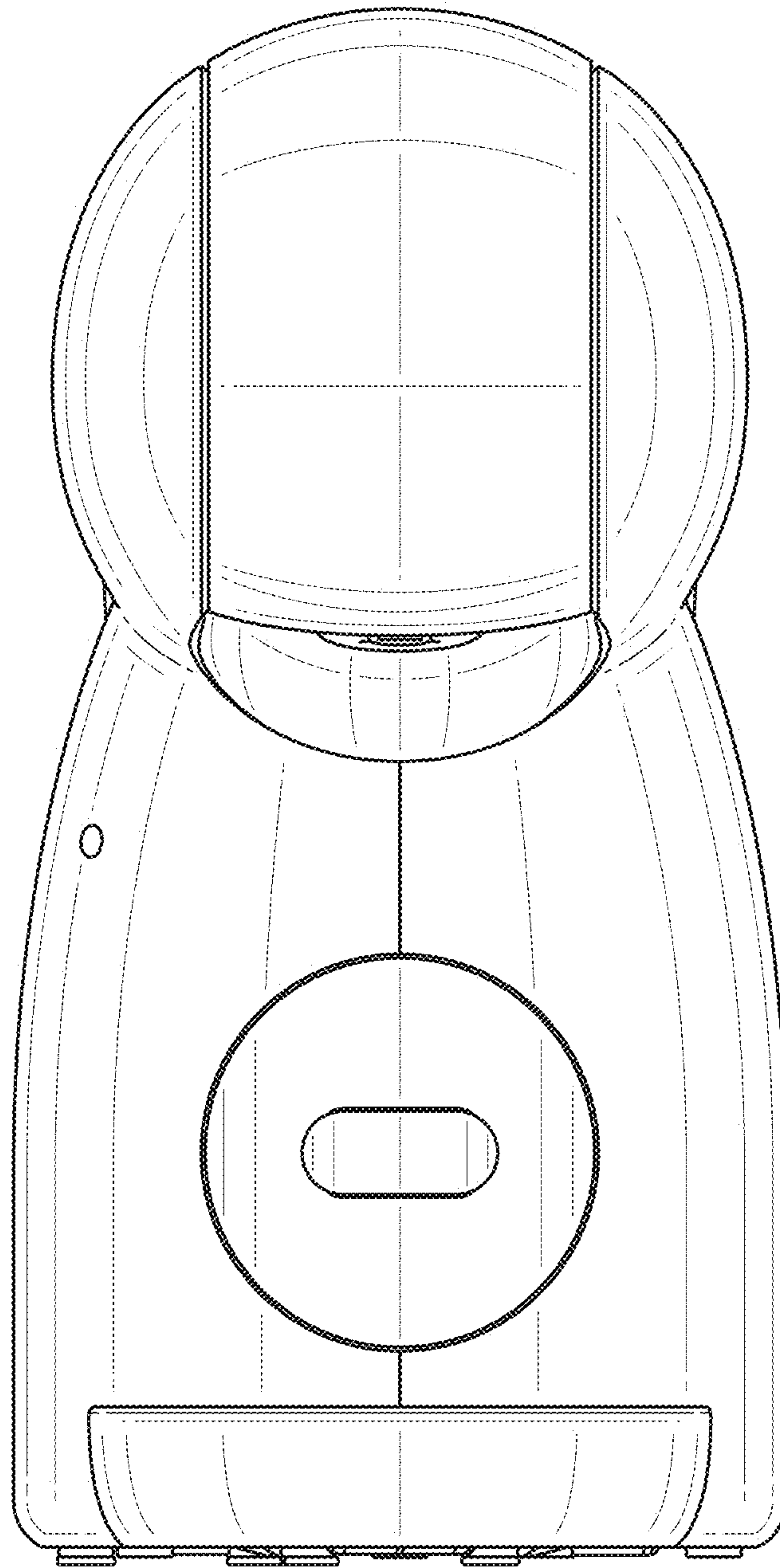


FIG. 2

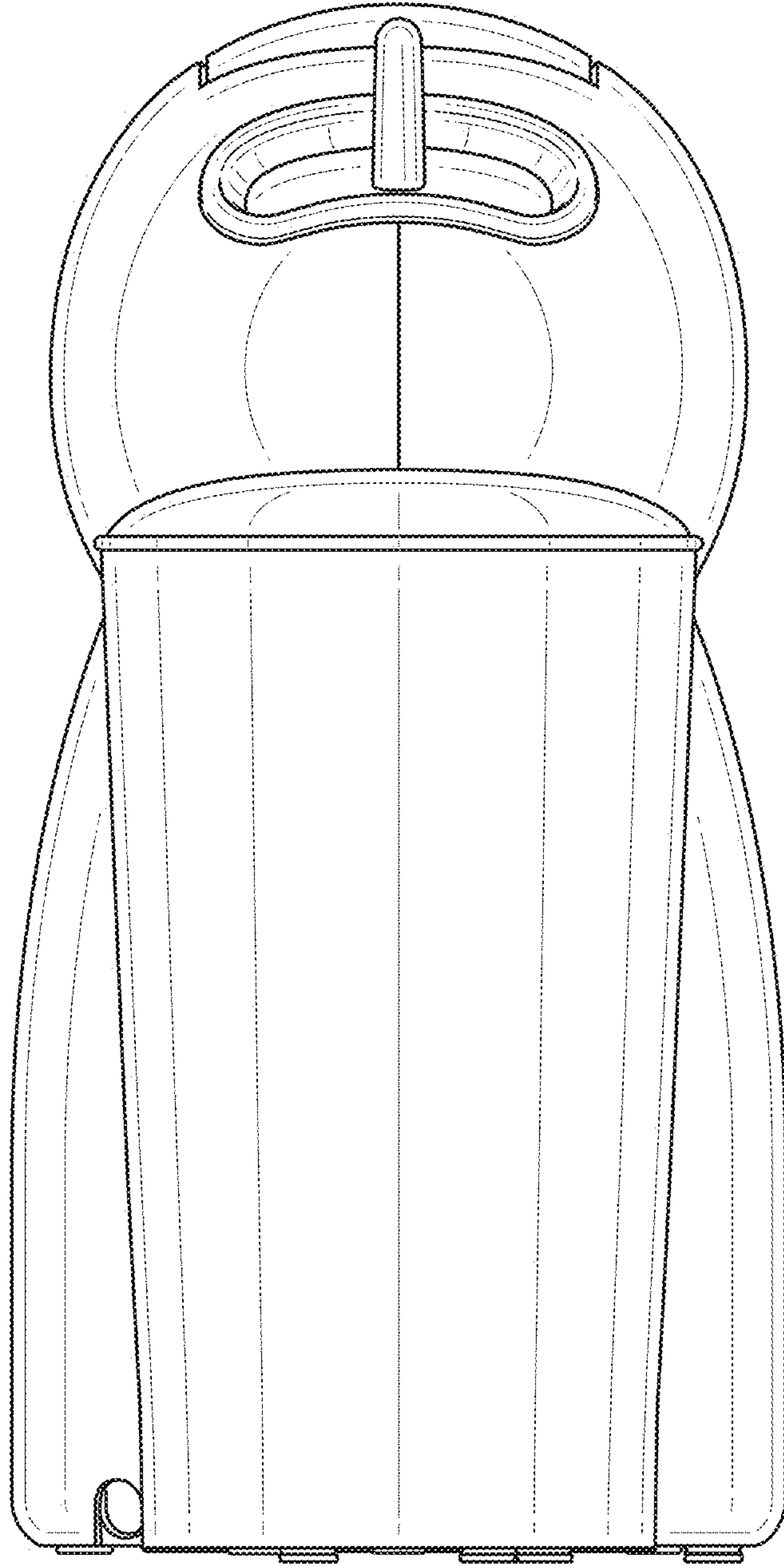


FIG. 3

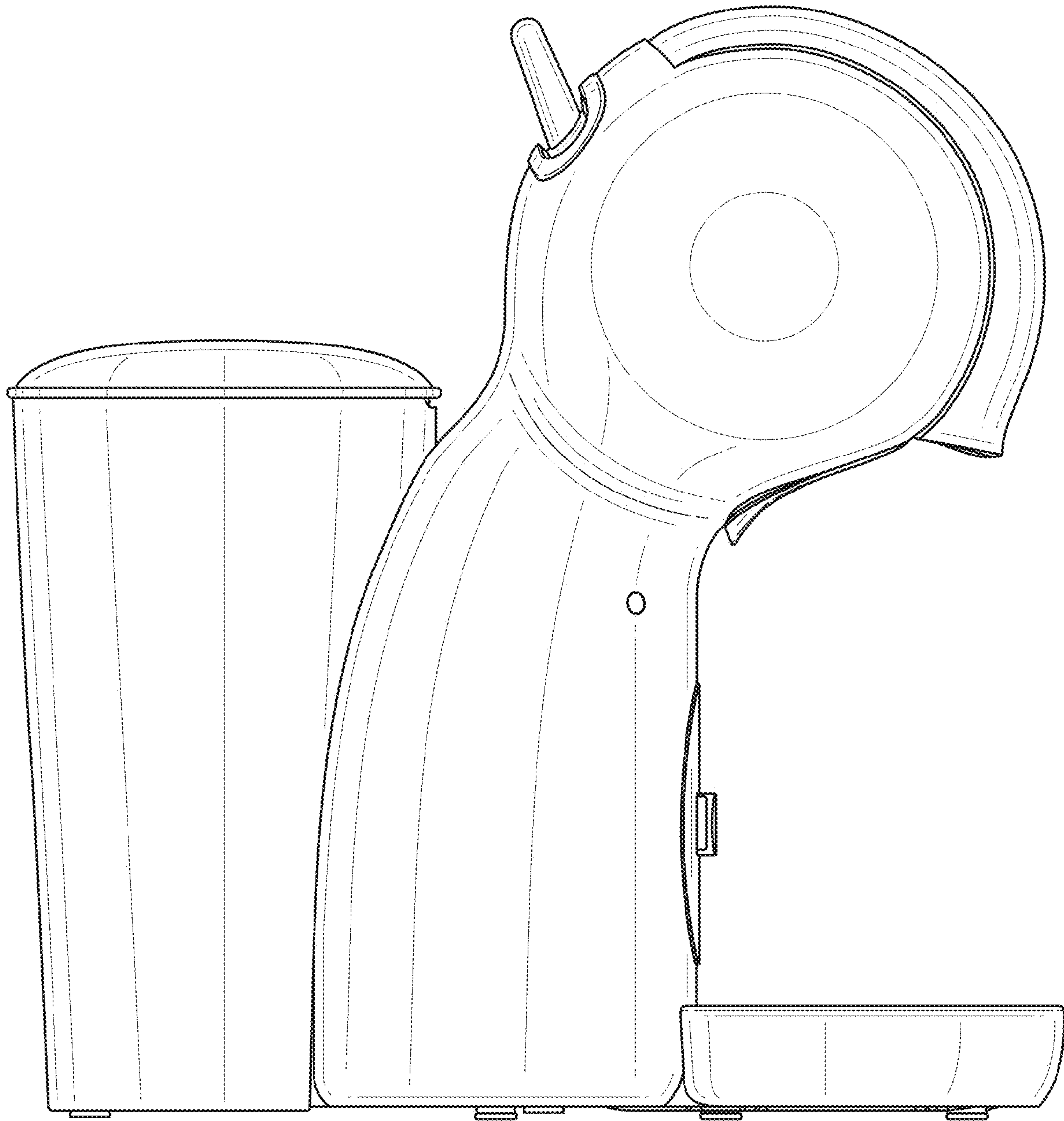


FIG. 4




FIG. 5

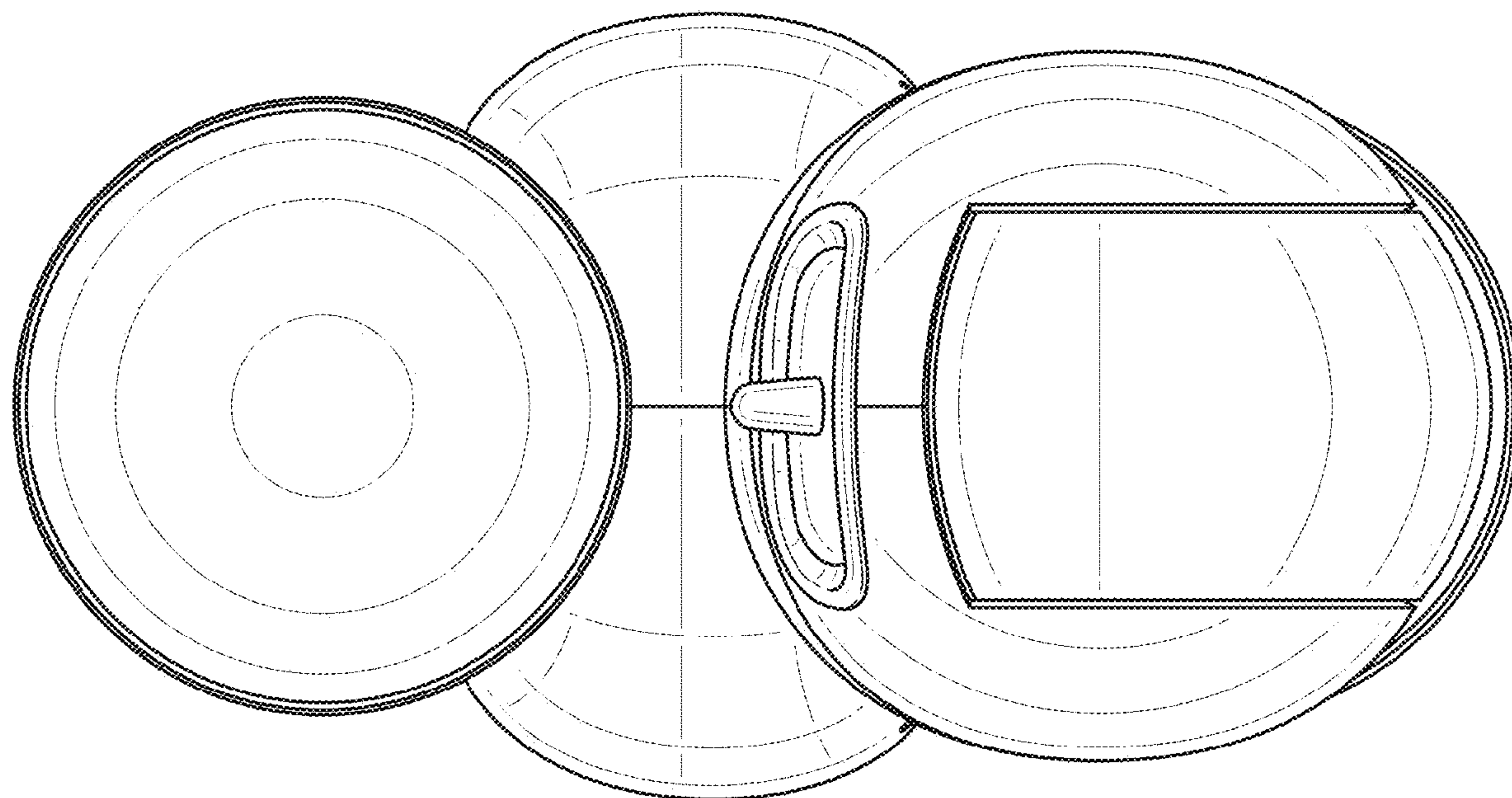


FIG. 6

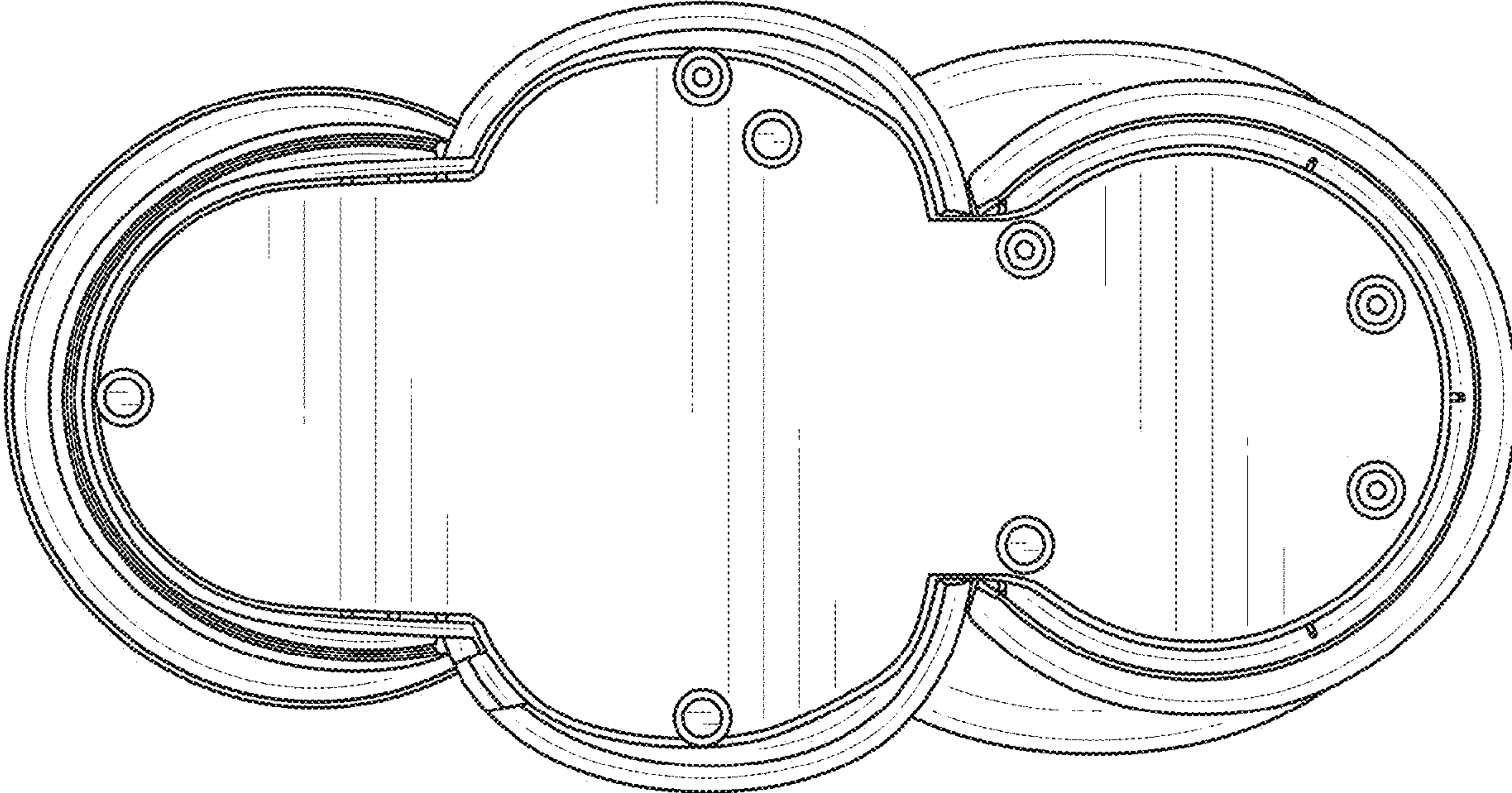


FIG. 7