



US00D876125S

(12) **United States Design Patent**  
**Bellot**

(10) **Patent No.:** **US D876,125 S**

(45) **Date of Patent:** **\*\* Feb. 25, 2020**

(54) **CUSHION**

(71) Applicant: **Alberto Bellot**, Montecello Conte Otto  
Vincenza (IT)

(72) Inventor: **Alberto Bellot**, Montecello Conte Otto  
Vincenza (IT)

(\*\*) Term: **15 Years**

(21) Appl. No.: **29/622,036**

(22) Filed: **Oct. 13, 2017**

(51) **LOC (12) Cl.** ..... **06-09**

(52) **U.S. Cl.**  
USPC ..... **D6/601**

(58) **Field of Classification Search**

USPC ..... D6/595-601, 604, 611; D21/803, 804;  
D24/183

CPC ..... A47C 7/12; A47C 7/021; A47C 7/383;  
A47C 7/425; A47C 7/428; A47C 7/546;  
A47C 16/00; A47C 20/00; A47C 20/02;  
A47C 20/021; A47C 20/026; A47C  
20/027; A47C 31/11; A47C 27/001; A47C  
27/081; A47C 1/146; A47G 9/00; A47G  
9/10; A47G 9/07; A47G 9/1027; A47G  
9/1045; A47G 9/1054; A47G 9/1063;  
A47G 9/1072; A47G 9/1081; A47G  
9/109; A47G 2009/1018; A47G  
2009/1036

See application file for complete search history.

(56) **References Cited**

**U.S. PATENT DOCUMENTS**

D516,855 S \* 3/2006 Akamatsu ..... D6/601  
D529,326 S \* 10/2006 Martin ..... D6/601

D738,644 S \* 9/2015 Reynolds ..... D6/601  
D751,322 S \* 3/2016 Reynolds ..... D6/601  
D758,101 S \* 6/2016 Mason ..... D6/601  
9,737,152 B2 \* 8/2017 Mason ..... A47C 27/085  
D798,634 S \* 10/2017 Sprouse, II ..... D6/601  
D818,289 S \* 5/2018 Facco ..... D6/601  
D818,290 S \* 5/2018 Facco ..... D6/601  
2004/0010853 A1 \* 1/2004 Muci ..... A47C 27/081  
5/644  
2006/0031994 A1 \* 2/2006 Willat ..... A61B 17/2841  
5/655.5

\* cited by examiner

*Primary Examiner* — Mary Ann Calabrese

*Assistant Examiner* — Jennifer L Rempfer

(74) *Attorney, Agent, or Firm* — Cohen & Grigsby, P.C.

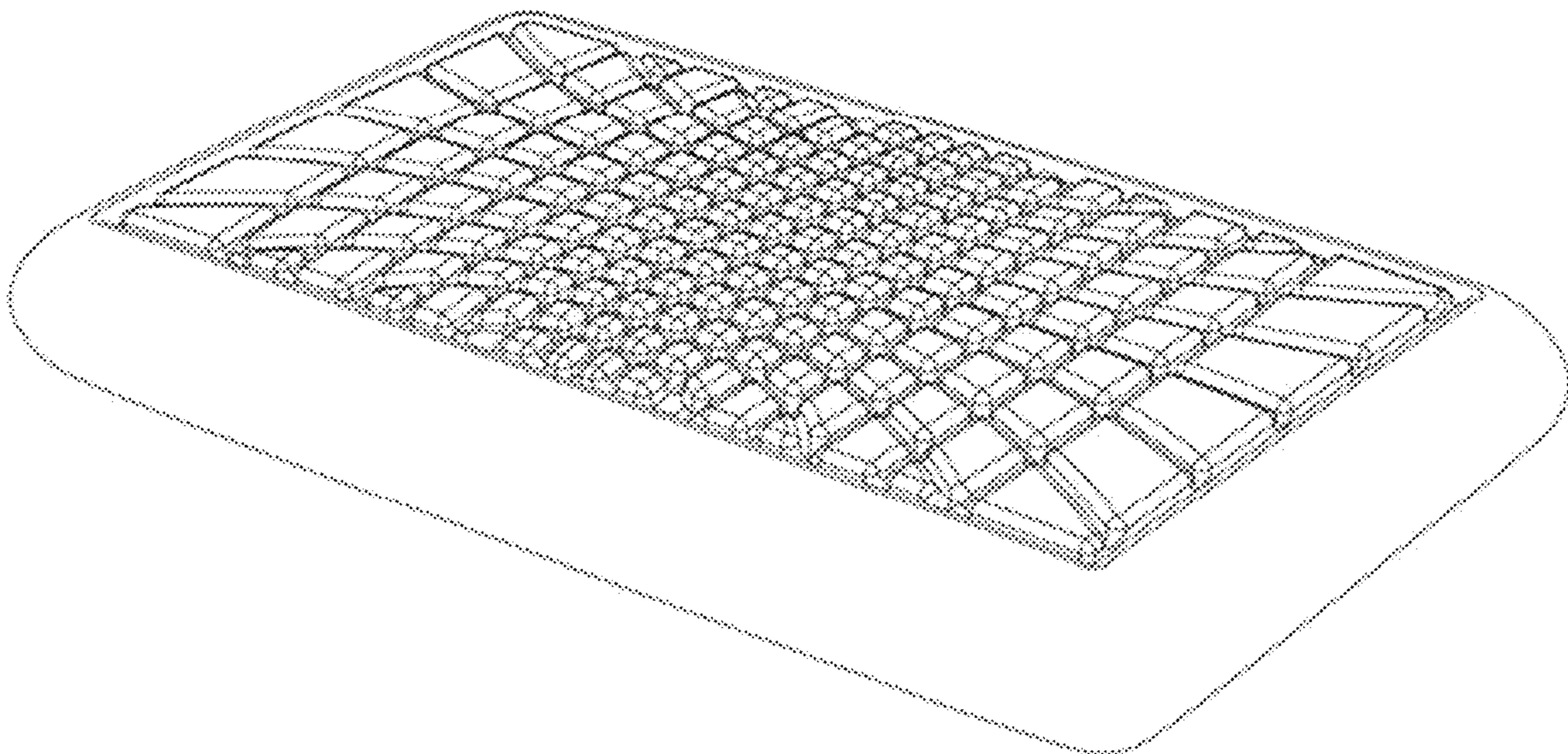
(57) **CLAIM**

The ornamental design for a cushion, as shown and described.

**DESCRIPTION**

FIG. 1 is a top perspective view of the cushion.  
FIG. 2 is a top view of the cushion.  
FIG. 3 is a bottom view of the cushion.  
FIG. 4 is a right side view of the cushion.  
FIG. 5 is a left side view of the cushion.  
FIG. 6 is a front view of the cushion; and,  
FIG. 7 is a rear view of the cushion.  
The broken line showing in FIG. 2 is for the purpose of illustrating portions of the cushion and forms no part of the claimed design.

**1 Claim, 4 Drawing Sheets**



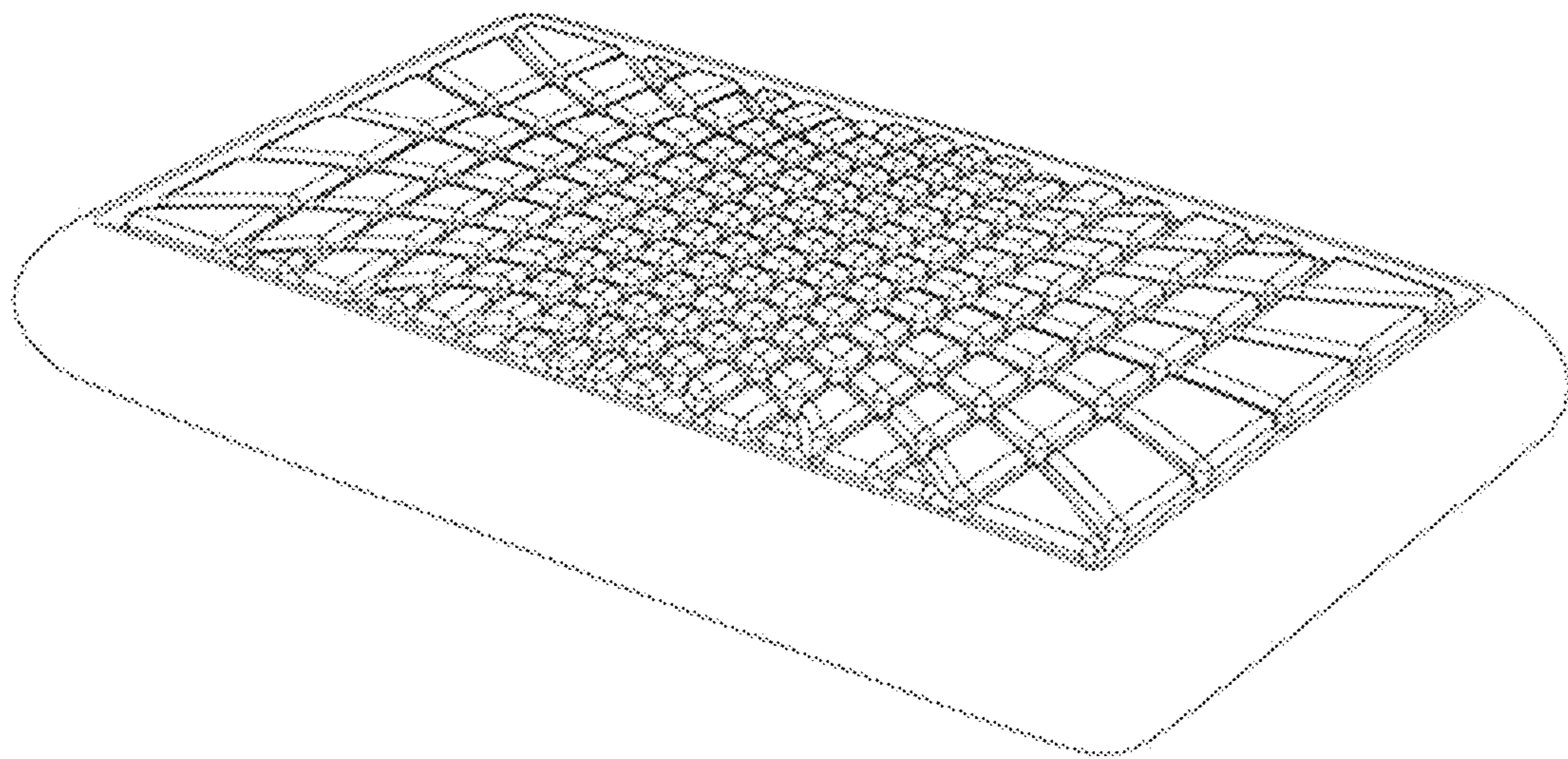


FIG. 1

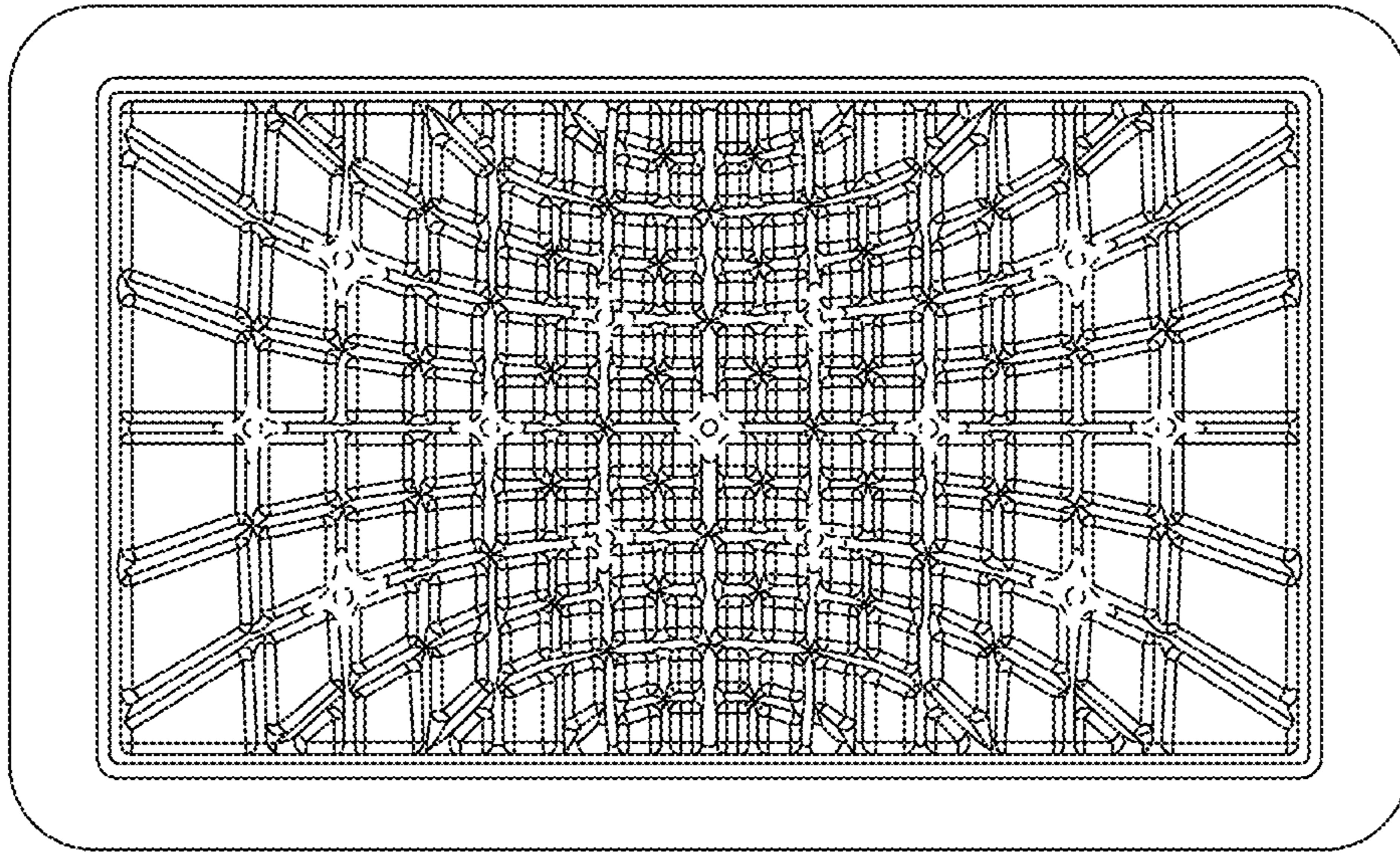


FIG. 2



FIG. 3




FIG. 4




FIG. 5




FIG. 6




FIG. 7