



US00D876122S

(12) **United States Design Patent** (10) **Patent No.:** **US D876,122 S**  
**Hu** (45) **Date of Patent:** **\*\* Feb. 25, 2020**

(54) **ANTI-FATIGUE MAT**  
(71) Applicant: **Yajun Hu**, El Dorado Hills, CA (US)  
(72) Inventor: **Yajun Hu**, El Dorado Hills, CA (US)  
(73) Assignee: **YAJUN HU EUREKA LLC.**, El Dorado Hills, CA (US)  
(\*\*) Term: **15 Years**  
(21) Appl. No.: **29/661,011**  
(22) Filed: **Aug. 23, 2018**  
(51) **LOC (12) Cl.** ..... **06-11**  
(52) **U.S. Cl.**  
USPC ..... **D6/582**  
(58) **Field of Classification Search**  
USPC ..... D6/331, 333, 341, 342, 582–585, 588, D6/589, 592, 596–598, 601, 604–606, D6/707.18, 707.19, 718.27; D21/808; D23/261; D24/200, 212–215; D25/163; D32/40, 57  
CPC .... A47D 13/063; A47D 15/003; A47D 5/006; A47G 27/0212; A47G 27/0225; A47G 27/0231; A47G 27/0237; A47L 23/26; A47L 23/266; A47K 7/026; A63B 21/4037; A63B 6/00  
See application file for complete search history.

D811,774 S 3/2018 Lu  
D814,827 S 4/2018 Lu  
D825,223 S \* 8/2018 Feeley ..... D6/592  
D830,726 S \* 10/2018 Lu ..... D6/592  
D830,727 S \* 10/2018 Lu ..... D6/592  
D856,703 S \* 8/2019 Xiang ..... D6/582  
2008/0149122 A1\* 6/2008 Lovely ..... A45D 29/18 132/76.5  
2013/0269112 A1\* 10/2013 Legare ..... A47G 9/062 5/648  
2016/0051101 A1\* 2/2016 Long ..... A47G 27/0225 4/251.1  
2016/0174745 A1\* 6/2016 Feeley ..... A47G 27/0231 428/80

**OTHER PUBLICATIONS**

Kangaroo Original Premium Anti-Fatigue Active Comfort Mat sold by Amazon.com. Dec. 21, 2017. Accessed on Sep. 28, 2019.\*

\* cited by examiner

*Primary Examiner* — Kevin K Rudzinski  
*Assistant Examiner* — Clare Ann Gannon

(57) **CLAIM**

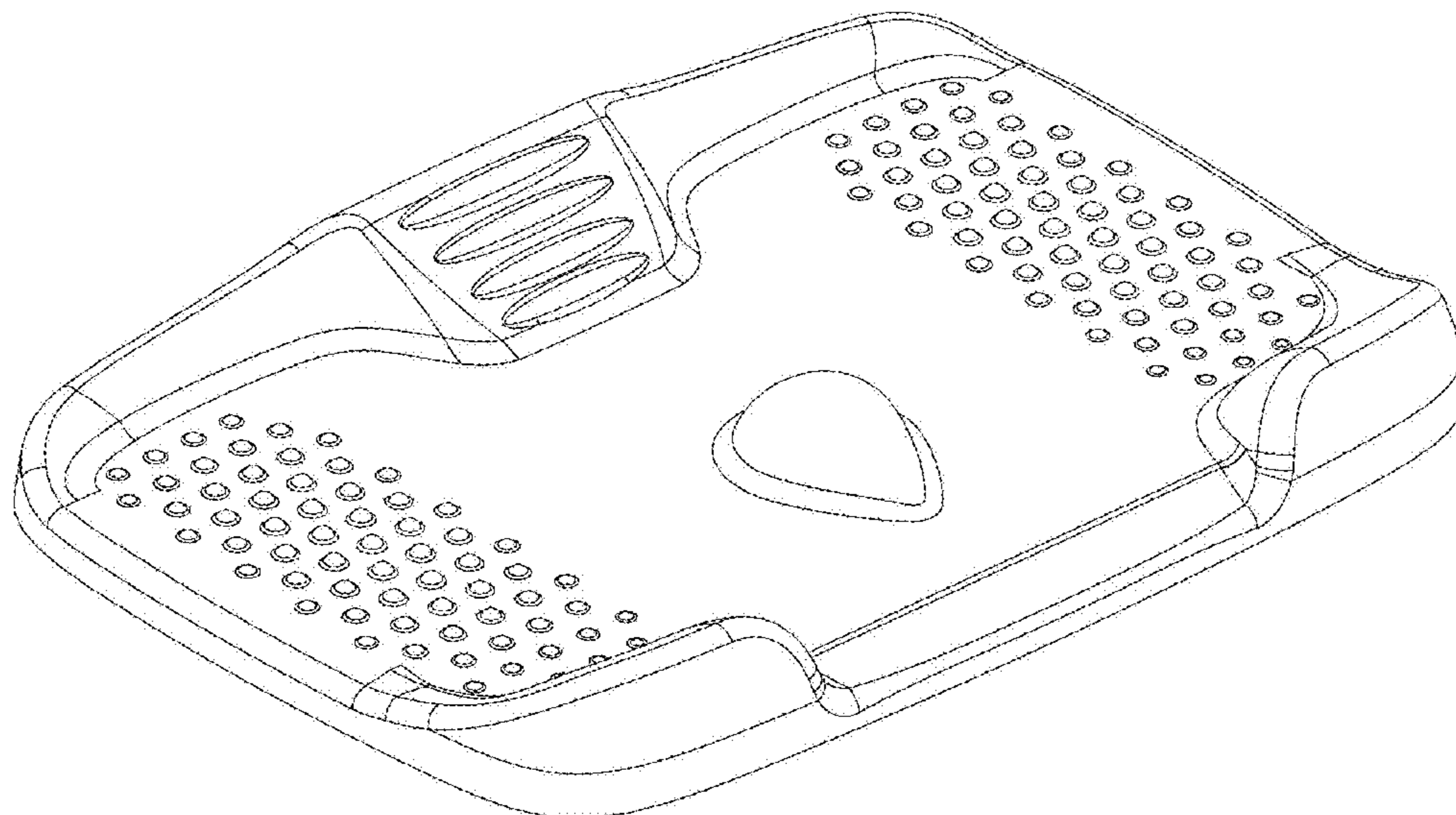
The ornamental design for an anti-fatigue mat, as shown and described.

**DESCRIPTION**

FIG. 1 is a perspective view of the anti-fatigue mat, showing my new design;  
FIG. 2 is a front view thereof;  
FIG. 3 is a bottom view thereof;  
FIG. 4 is a top view thereof;  
FIG. 5 is a rear side view thereof;  
FIG. 6 is a left side view thereof; and,  
FIG. 7 is a right side view thereof.  
The broken line portion of the figure drawings is included to show portions of the mat that forms no part of the claimed design.

**1 Claim, 7 Drawing Sheets**

(56) **References Cited**  
U.S. PATENT DOCUMENTS  
D543,765 S 6/2007 Allen  
D625,482 S \* 10/2010 Yang ..... A47G 27/0231 D32/57  
D706,058 S 6/2014 Robbins, III et al.  
D807,079 S \* 1/2018 Failing ..... D6/592  
D809,823 S 2/2018 Lu  
D810,466 S 2/2018 Lu  
D810,467 S 2/2018 Lu  
D810,468 S 2/2018 Lu  
D810,469 S 2/2018 Lu



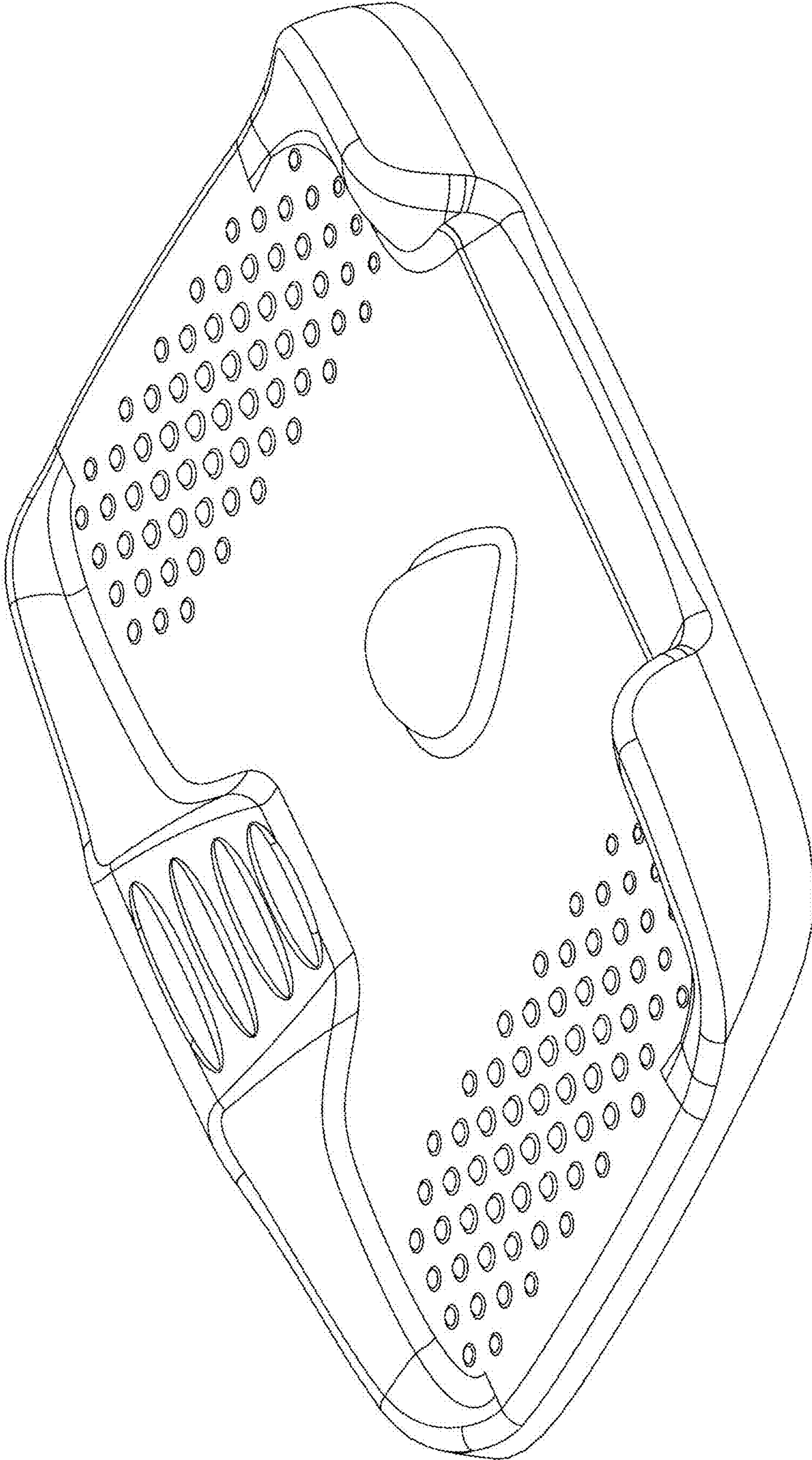


FIG.1

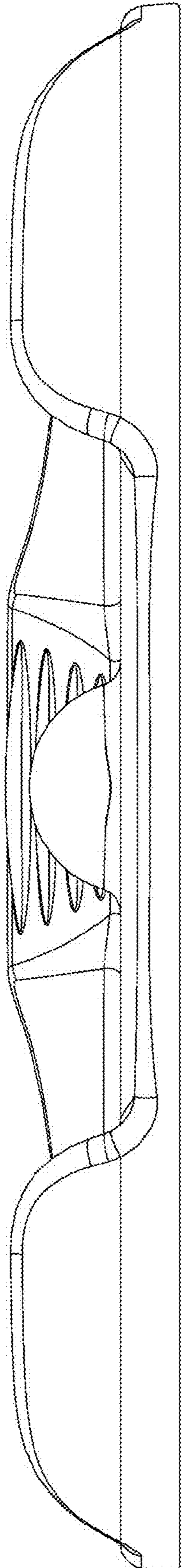


FIG.2




FIG. 3

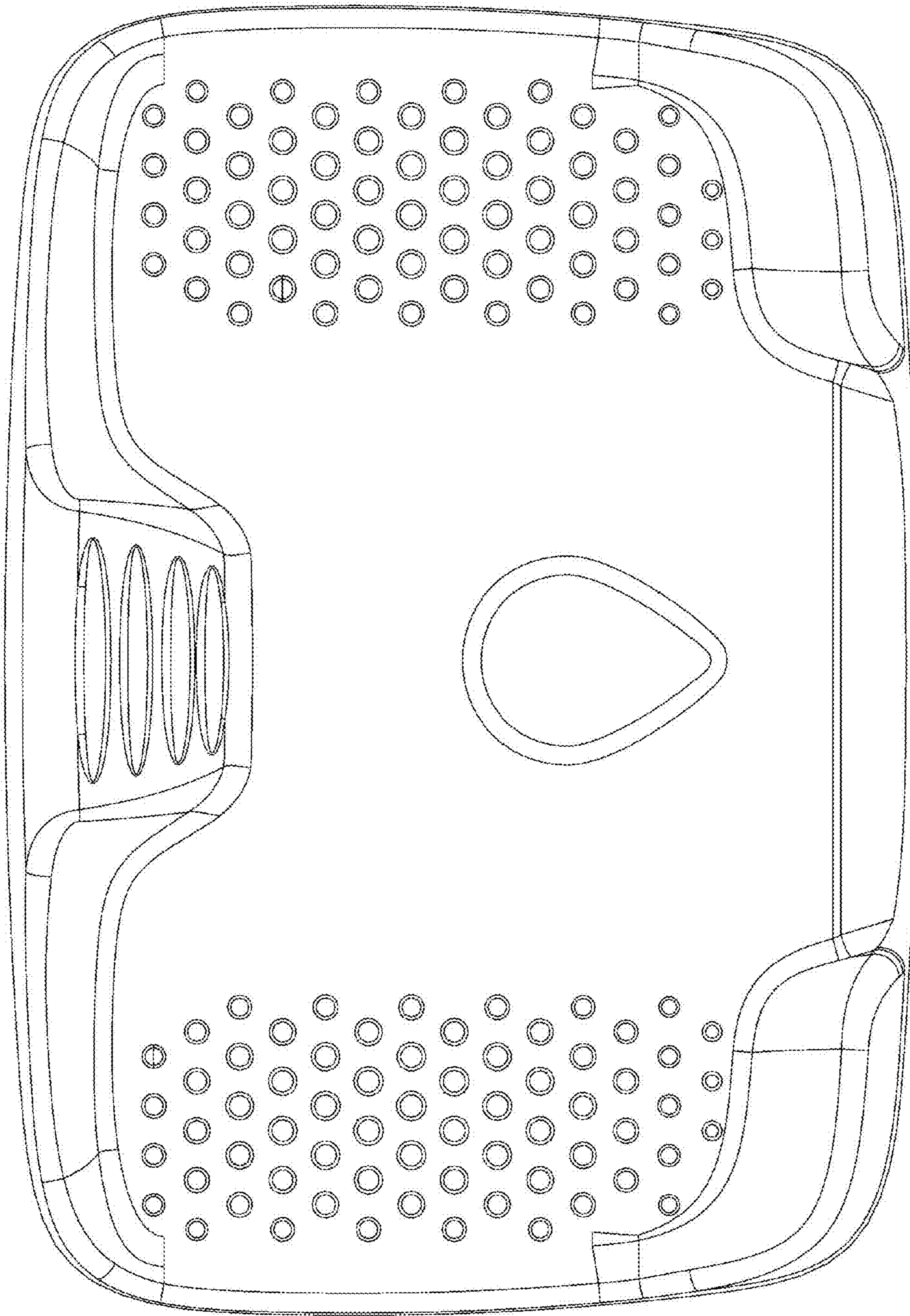


FIG.4




FIG.5

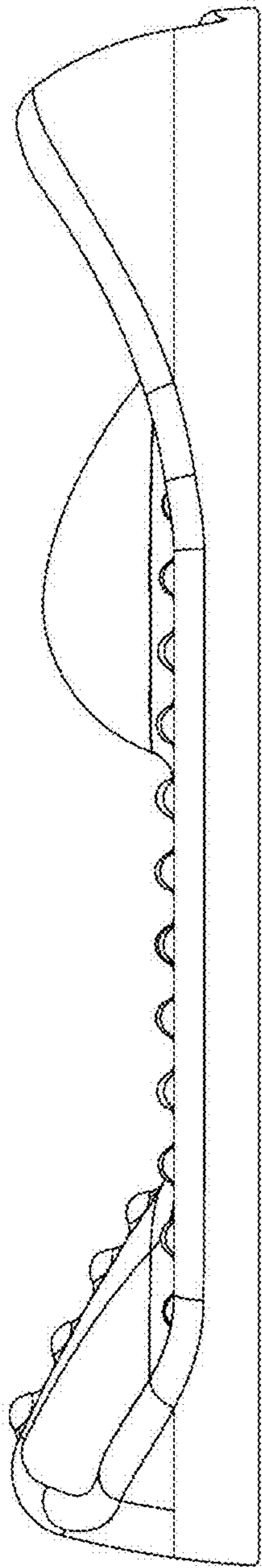


FIG.6

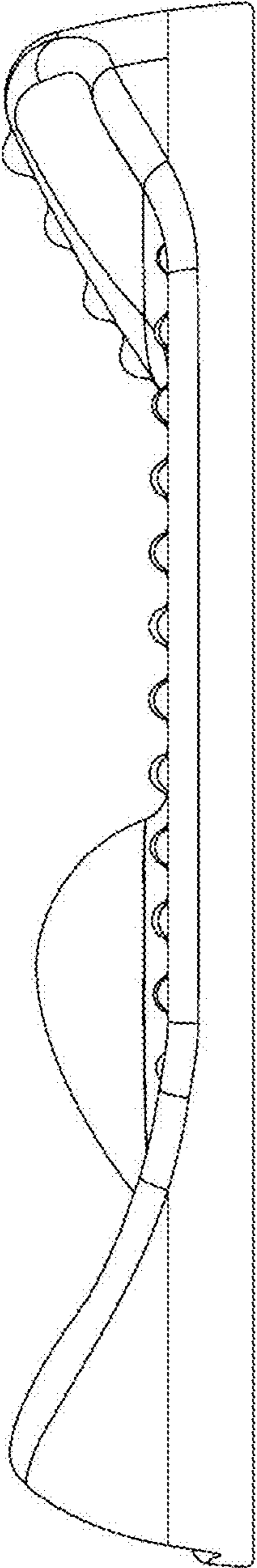


FIG.7