

US00D876121S

(12) **United States Design Patent**
Sun

(10) **Patent No.:** **US D876,121 S**

(45) **Date of Patent:** **** Feb. 25, 2020**

(54) **CURTAIN**

(71) Applicant: **An Hui Jiaoyang Soft Door Co., Ltd.**,
Bozhou (CN)

(72) Inventor: **Jing Sun**, Bozhou (CN)

(73) Assignee: **AN HUI JIAOYANG SOFT DOOR**
CO., LTD, Bozhou (CN)

(**) Term: **15 Years**

(21) Appl. No.: **29/608,717**

(22) Filed: **Jun. 25, 2017**

(51) **LOC (12) Cl.** **06-10**

(52) **U.S. Cl.**
USPC **D6/575**

(58) **Field of Classification Search**

USPC D6/575-581; D8/358; D13/155;
D25/119, 121, 123, 125; D26/138
CPC . A47H 1/02; A47H 1/04; A47H 1/144; A47H
11/06; A47H 2001/042; A47H 2023/003;
A47H 2023/025; A47H 23/00; A47H
23/01; A47H 23/02; A47H 3/02; A47H
3/06; A47H 3/08; A47H 3/10; A47H
5/00; A47H 5/03; A47H 5/032; A47H
5/06; A47H 5/08; E06B 9/17; E06B
2009/2622; E06B 2009/285; E06B 7/28;
E06B 9/24; E06B 9/26; E06B 9/262;
E06B 9/30; E06B 9/302; E06B 9/306;
E06B 9/307; E06B 9/322; E06B 9/323;
E06B 9/324; E06B 9/386; E06B 9/388;
E06B 9/40; E06B 9/42; E06B 9/521;
E06B 9/56; E06B 9/60; E06B 9/78

See application file for complete search history.

(56) **References Cited**

U.S. PATENT DOCUMENTS

2,242,355 A * 5/1941 Harris A47H 23/01
160/348
2,272,656 A * 2/1942 Byron A47H 23/01
16/404

5,271,449 A * 12/1993 Herrick E06B 9/521
160/354
5,323,835 A * 6/1994 Bachmeier E06B 9/521
160/354
D590,196 S * 4/2009 Simmons E06B 9/40
D5/53
D686,432 S * 7/2013 Colledge D6/575
D809,159 S * 1/2018 Alexander E06B 9/521
D25/48.8

(Continued)

Primary Examiner — Kevin K Rudzinski

Assistant Examiner — Clare Ann Gannon


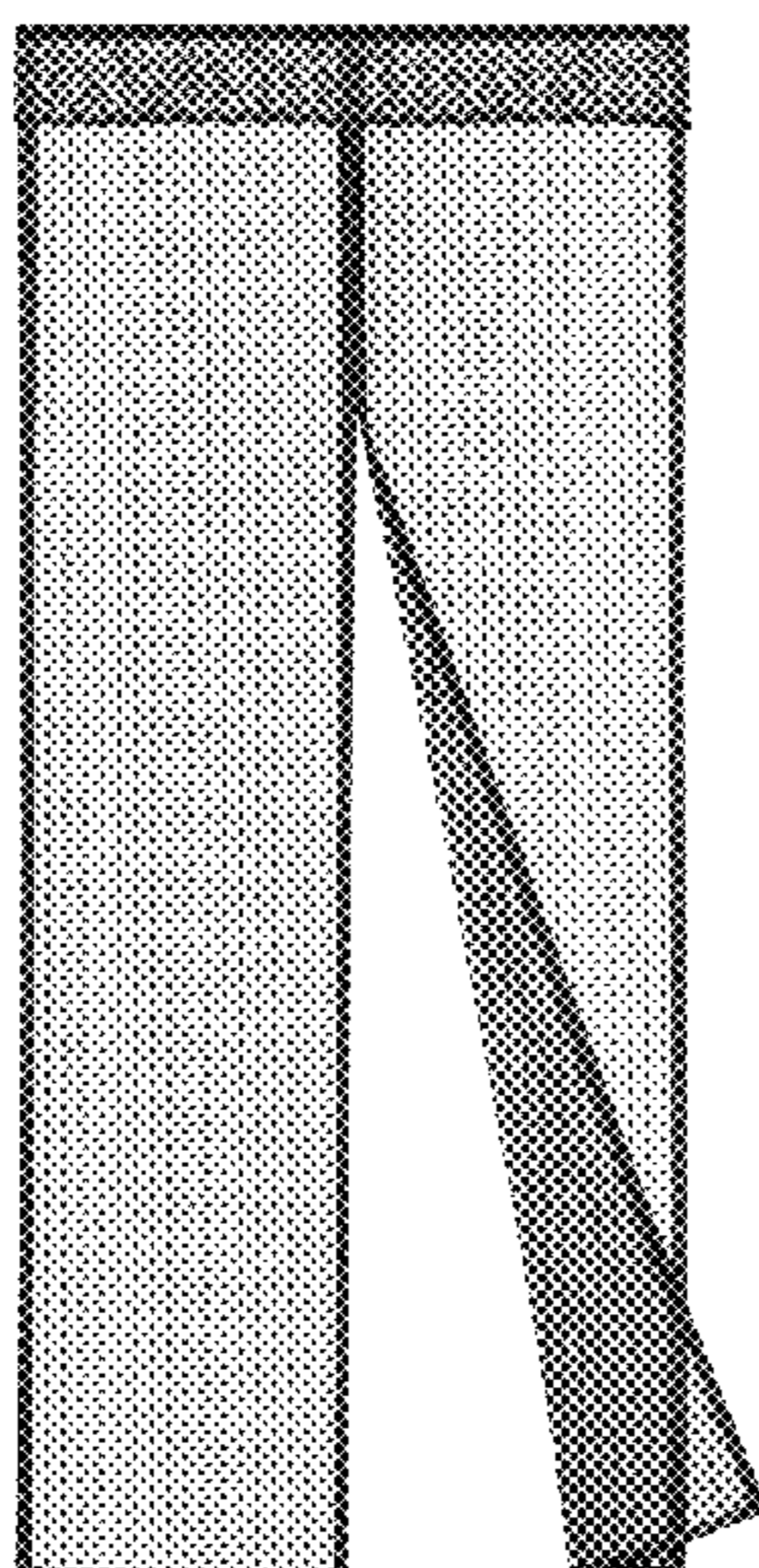
(57) **CLAIM**

The ornamental design for a curtain, as shown and described.

DESCRIPTION

FIG. 1 is a front view of the first embodiment of a curtain, showing the first element;
FIG. 2 is a front view thereof, showing the second element;
FIG. 3 is a front view thereof, shown in an assembled configuration;
FIG. 4 is an enlarged front view of the area labeled 4 in FIG. 2;
FIG. 5 is an enlarged front view of the area labeled 5 in FIG. 3;
FIG. 6 is a front view thereof, shown in a partially folded position;
FIG. 7 is a front view of the second embodiment of a curtain, showing the first element;
FIG. 8 is a front view thereof, showing the second element;
FIG. 9 is a front view thereof, shown in an assembled configuration; and,
FIG. 10 is an enlarged front view of the area labeled 10 in FIG. 8.

1 Claim, 10 Drawing Sheets



(56)

References Cited

U.S. PATENT DOCUMENTS

D860,682 S *	9/2019	Gaetano	D6/575
2005/0230064 A1 *	10/2005	Graichen	D04B 19/00 160/236
2014/0352899 A1 *	12/2014	Moolenbeek	E06B 9/40 160/368.1

* cited by examiner



FIG. 1




FIG. 2

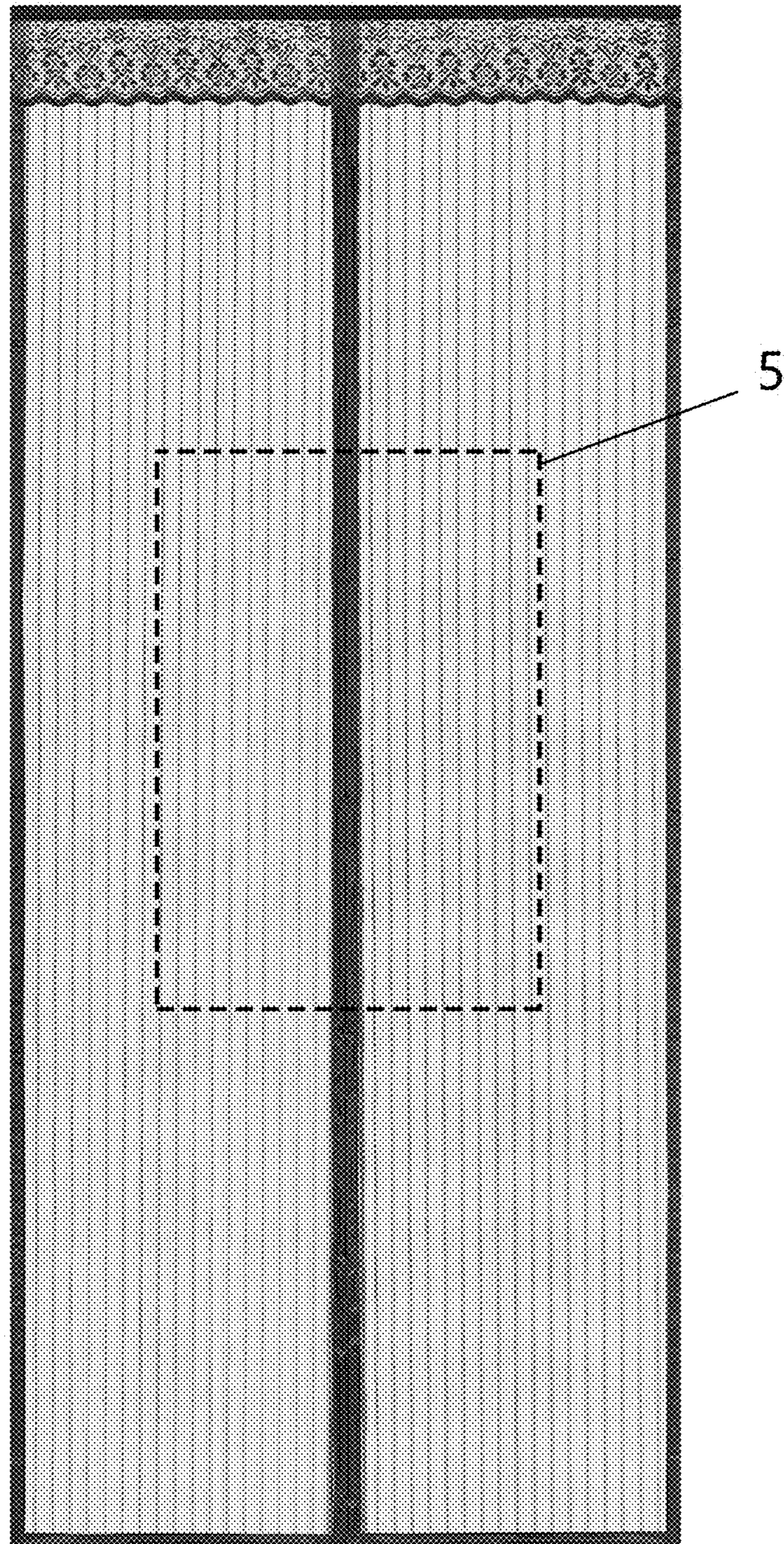


FIG. 3




FIG. 4




FIG. 5




FIG. 6




FIG. 7

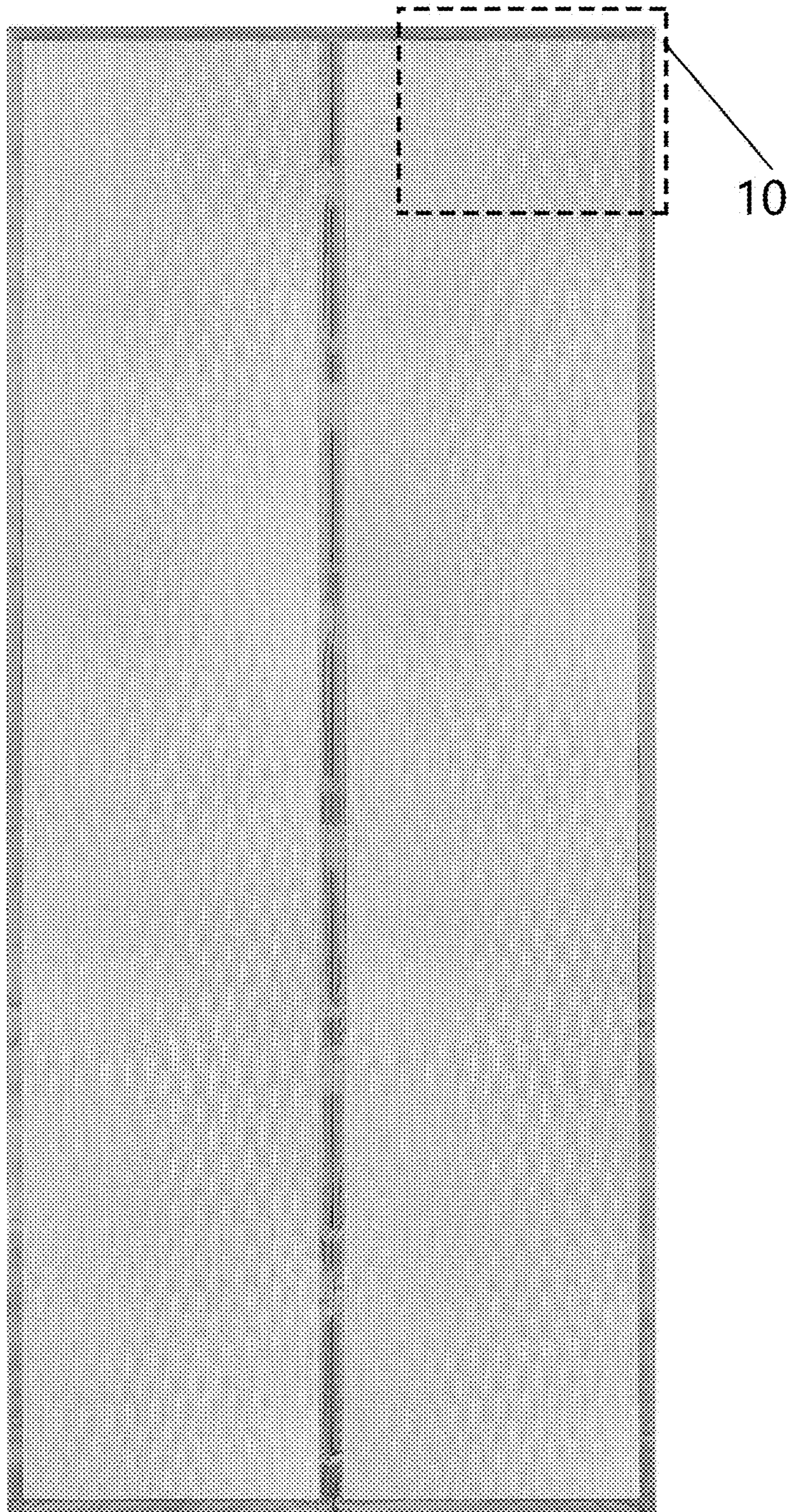


FIG. 8




FIG. 9




FIG. 10