



US00D876116S

(12) **United States Design Patent**
Ji

(10) **Patent No.:** **US D876,116 S**

(45) **Date of Patent:** **** Feb. 25, 2020**

(54) **LEISURE CHAIR**

(71) Applicant: **Jiajia Ji**, Montreal (CA)

(72) Inventor: **Jiajia Ji**, Montreal (CA)

(**) Term: **15 Years**

(21) Appl. No.: **29/632,412**

(22) Filed: **Jan. 8, 2018**

(51) **LOC (12) Cl.** **06-01**

(52) **U.S. Cl.**
USPC **D6/374**

(58) **Field of Classification Search**

USPC D6/334-336, 360, 366, 371, 372, 373,
D6/374, 375, 376, 379, 716, 716.1, 716.4
CPC A47C 3/04; A47C 3/12; A47C 4/02; A47C
4/028; A47C 4/03; A47C 5/12; A47C
7/16; A47C 7/18; A47C 7/24
See application file for complete search history.

(56) **References Cited**

U.S. PATENT DOCUMENTS

D158,509 S * 5/1950 Saarinen D6/375
D173,389 S * 11/1954 Sherman D6/334

D180,935 S * 9/1957 Swart D6/375
D224,856 S * 10/1972 Charity D6/372
D232,879 S * 9/1974 Samhammer D6/360
D440,064 S * 4/2001 Deacon D6/375
D578,786 S * 10/2008 Cantarutti D6/375
D859,019 S * 9/2019 Lievore D6/366
D869,190 S * 12/2019 Lievore et al. D6/375

* cited by examiner

Primary Examiner — Mimosa De


(57) **CLAIM**

The ornamental design for a leisure chair, as shown and described.

DESCRIPTION

FIG. 1 is a front view of a leisure chair showing my new design;
FIG. 2 is a rear view thereof;
FIG. 3 is a left view thereof;
FIG. 4 is a right view thereof;
FIG. 5 is a top plan view thereof; and,
FIG. 6 is a bottom plan view thereof.
The broken lines shown in the drawings are for the purpose of illustrating environmental structure and form no part of the claimed design.

1 Claim, 6 Drawing Sheets






Fig. 1




Fig. 2

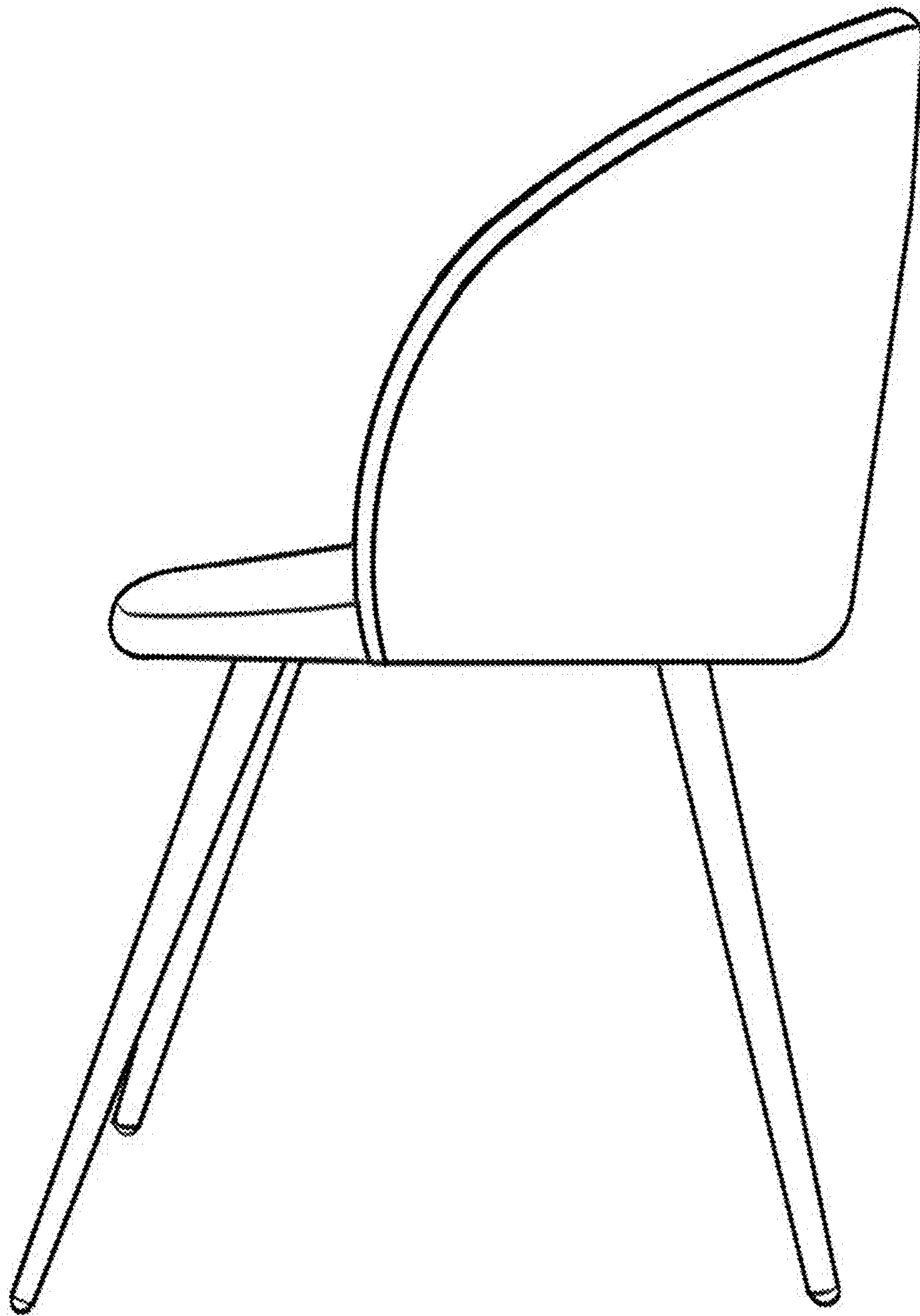


Fig. 3

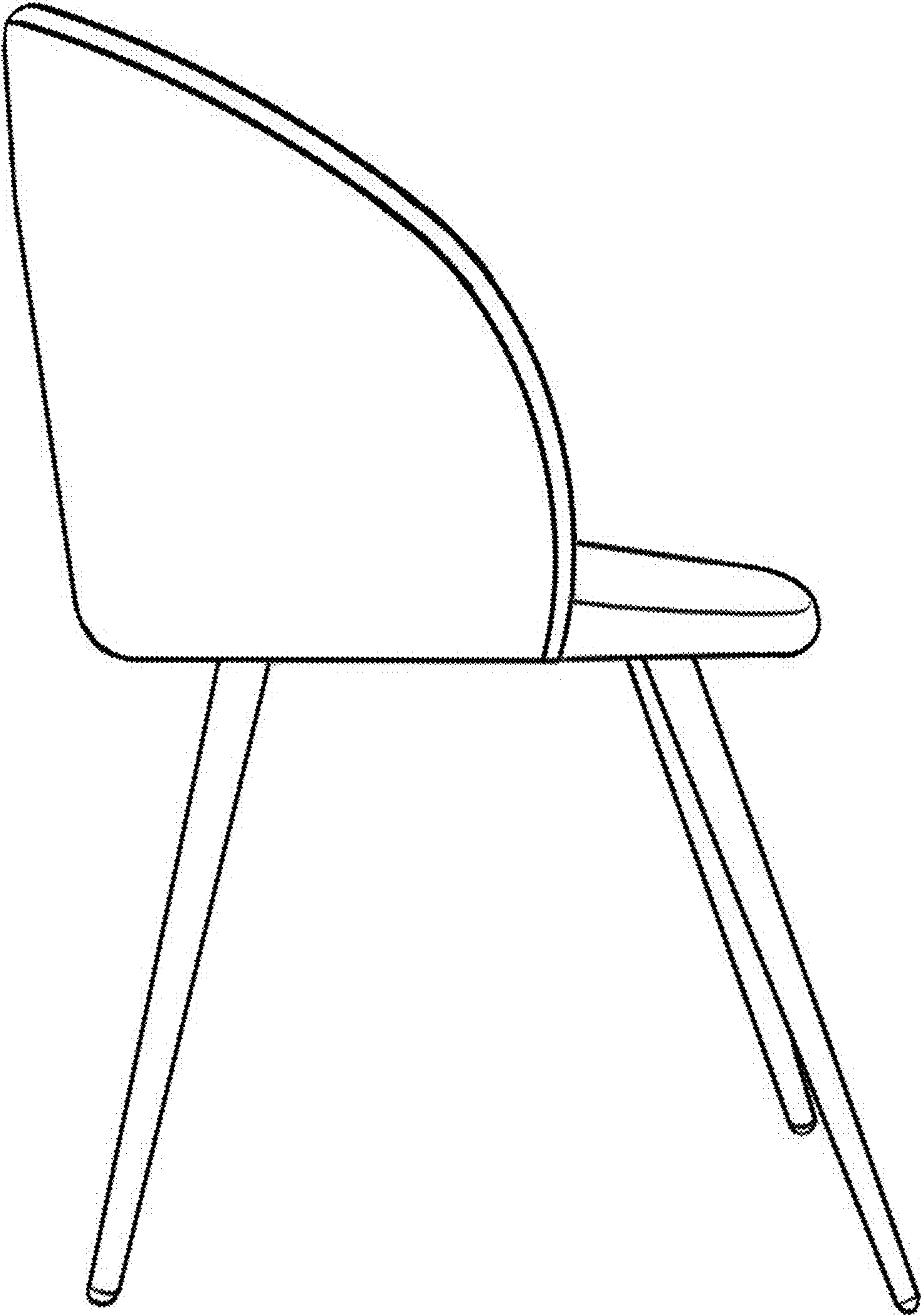


Fig. 4

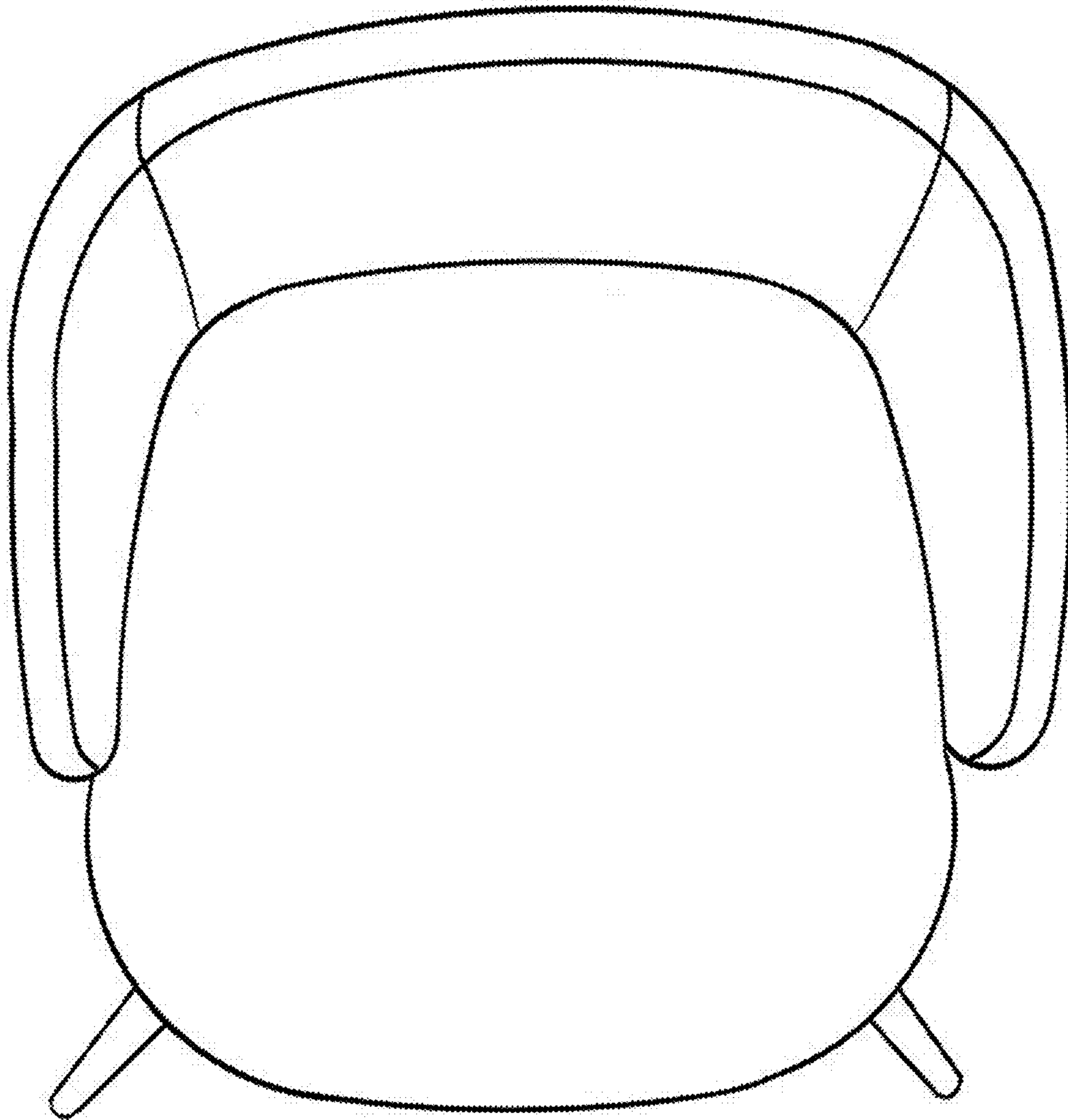


Fig. 5

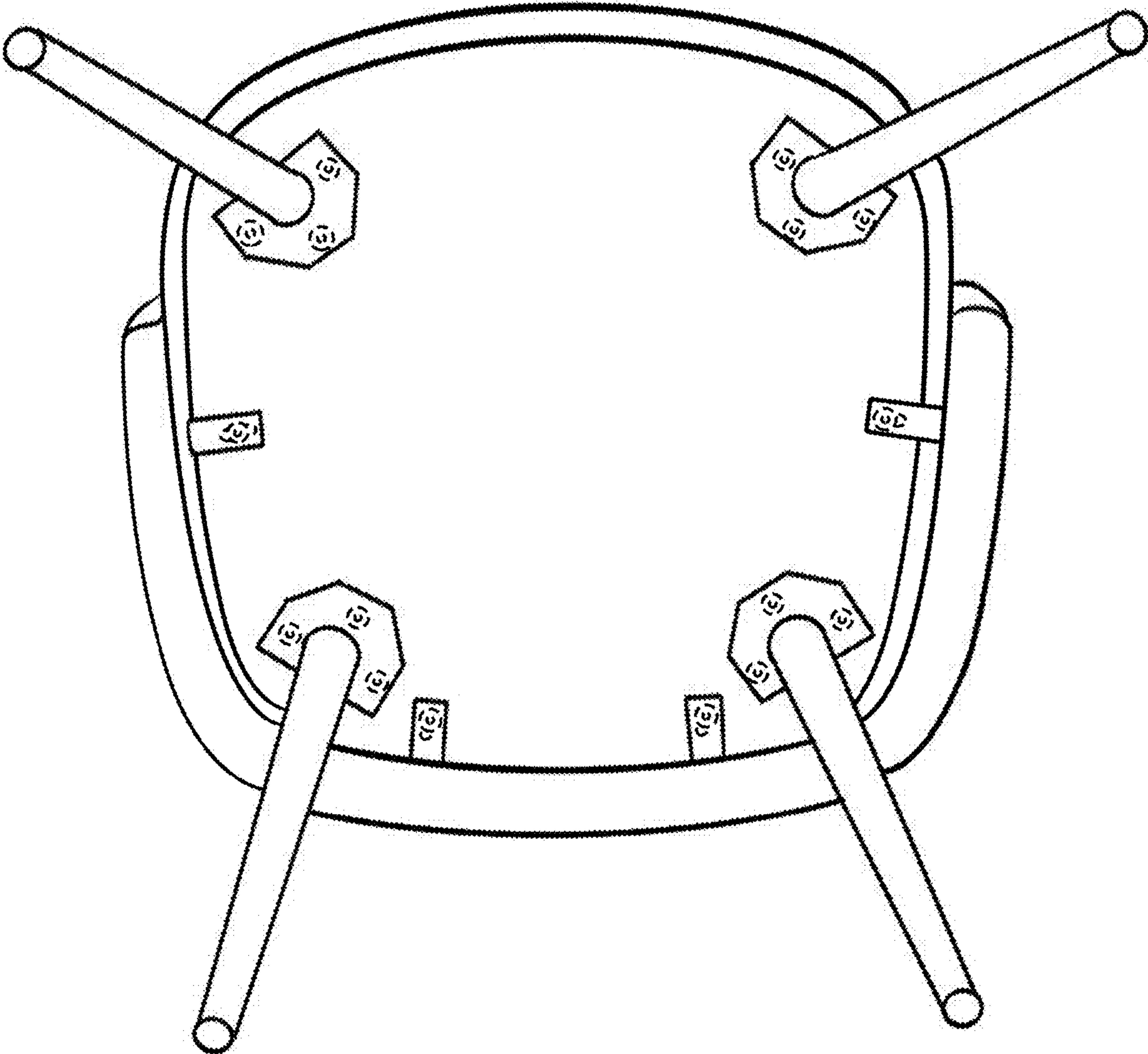


Fig. 6