



US00D876110S

(12) **United States Design Patent** (10) **Patent No.:** **US D876,110 S**
Warren (45) **Date of Patent:** **** Feb. 25, 2020**

- (54) **GARMENT HANGER**
- (71) Applicant: **Braiform (HK) Limited**, Kwun Tong (HK)
- (72) Inventor: **Michael James Warren**, London (GB)
- (73) Assignee: **BRAIFORM (HK) LIMITED**, Kwun Tong (HK)
- (**) Term: **15 Years**
- (21) Appl. No.: **29/661,649**
- (22) Filed: **Aug. 29, 2018**
- (51) **LOC (12) Cl.** **06-08**
- (52) **U.S. Cl.**
USPC **D6/318**
- (58) **Field of Classification Search**
USPC D6/315-328
CPC A47G 25/26; A47G 25/28; A47G 25/30;
A47G 25/32; A47G 25/34; A47G 25/36;
A47G 25/38; A47G 25/442; A47G
25/625; A47G 25/743; A47G 25/1407;
A47G 25/1457; A47G 2025/1492; A47F
7/18; A47F 7/19; A47F 7/22
See application file for complete search history.

(56) **References Cited**

U.S. PATENT DOCUMENTS

- D440,777 S * 4/2001 Giustini D6/318
- D441,203 S * 5/2001 Giustini D6/318
- 6,308,872 B1 * 10/2001 Duerr A47G 25/183
223/85
- 6,758,379 B1 * 7/2004 Elwell A47G 25/183
223/85
- D500,412 S * 1/2005 Gouldson D6/318
- D502,009 S * 2/2005 Gouldson D6/318
- D502,326 S * 3/2005 Greiner D6/318
- D506,619 S * 6/2005 Mainetti D6/318

- D528,806 S * 9/2006 Jones D6/318
- 7,182,231 B1 * 2/2007 Greiner A47G 25/30
223/85
- D586,569 S * 2/2009 Jones D6/318
- D586,570 S * 2/2009 Jones D6/318
- D606,765 S * 12/2009 Warren D6/318
- D647,311 S * 10/2011 Chim D6/318
- D654,276 S * 2/2012 Jones D6/318
- D657,963 S * 4/2012 Jones D6/318
- D727,636 S * 4/2015 Atkinson D6/318
- D735,481 S * 8/2015 Jones D6/318
- D759,391 S * 6/2016 Jones D6/318
- D796,851 S * 9/2017 Zuckerman D6/318
- 2006/0186149 A1 * 8/2006 Wu A47G 25/183
223/85
- 2007/0158374 A1 * 7/2007 Chan A47G 25/4023
223/85
- 2009/0302074 A1 * 12/2009 Hansen G09F 3/04
223/92
- 2010/0140306 A1 * 6/2010 Chan A47G 25/28
223/92

(Continued)

Primary Examiner — Lauren R Calve
(74) *Attorney, Agent, or Firm* — Patterson Thuent
Pedersen, P.A.

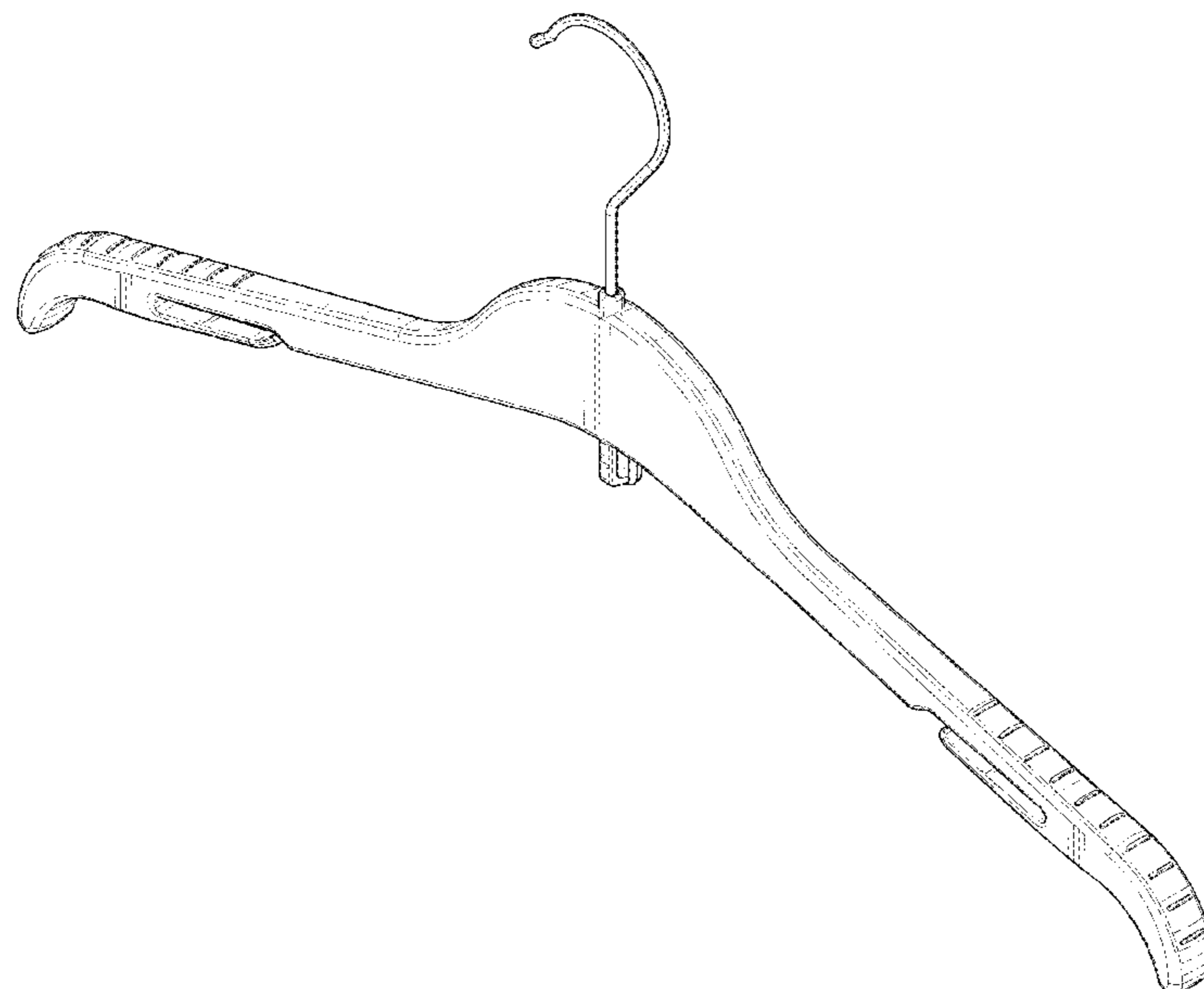
(57) **CLAIM**

I claim the ornamental design for a garment hanger, as shown and described.

DESCRIPTION

FIG. 1 is a perspective view of a garment hanger.
FIG. 2 is a front view thereof.
FIG. 3 is a rear view thereof.
FIG. 4 is a top view thereof.
FIG. 5 is a bottom view thereof.
FIG. 6 is a left side view thereof; and,
FIG. 7 is a right side view thereof.
The broken line showing of the garment hanger represents portions thereof that form no part of the claimed design.

1 Claim, 7 Drawing Sheets



(56)

References Cited

U.S. PATENT DOCUMENTS

2010/0193552 A1* 8/2010 Gouldson A47G 25/28
223/92

* cited by examiner

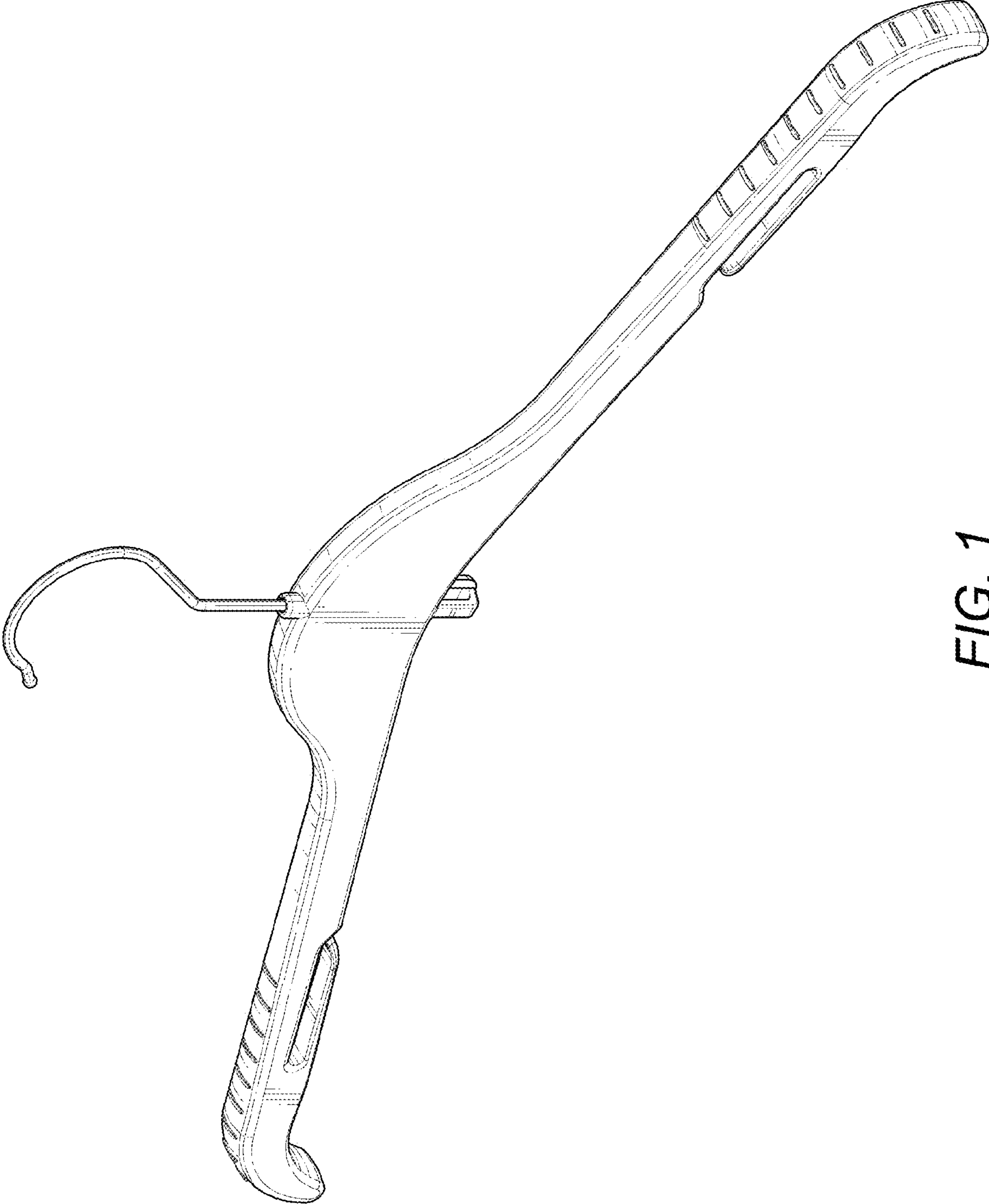


FIG. 1

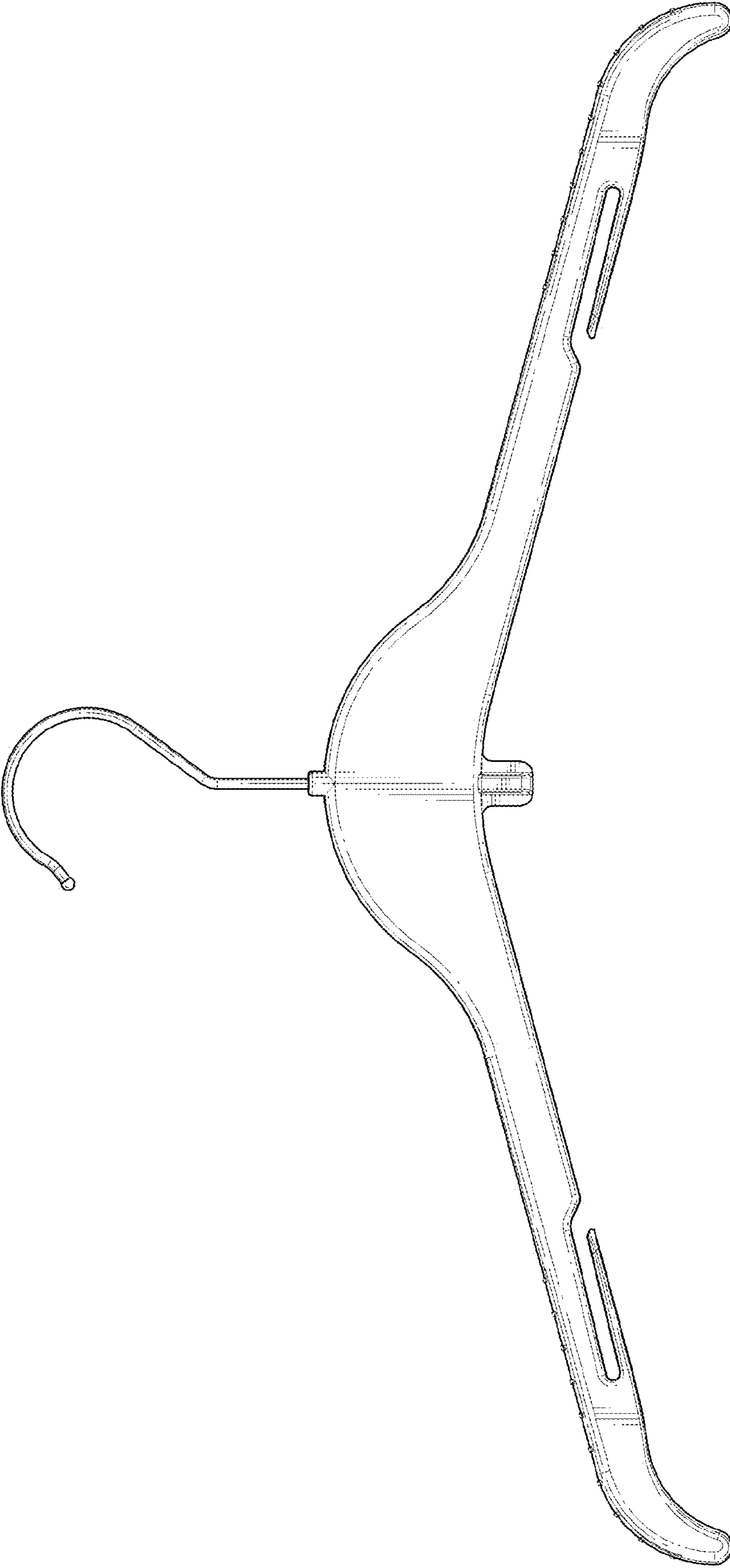


FIG. 2

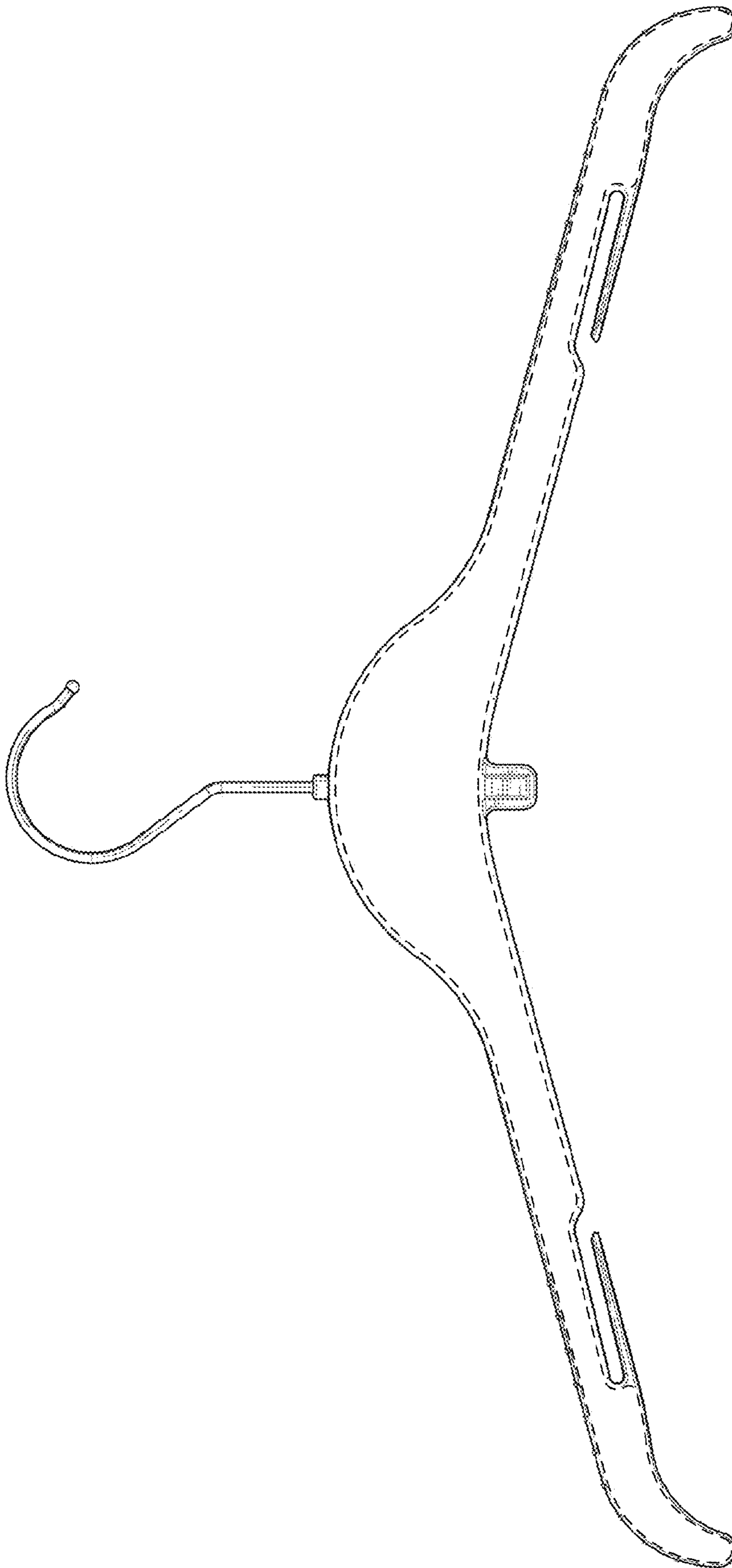


FIG. 3

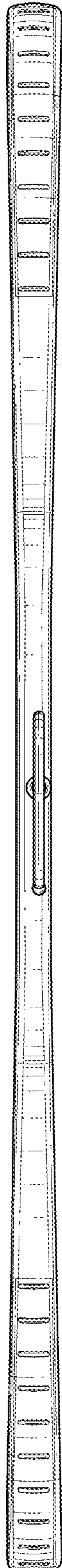


FIG. 4

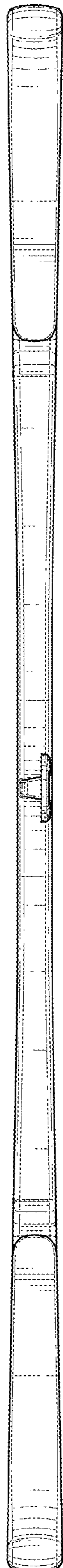


FIG. 5

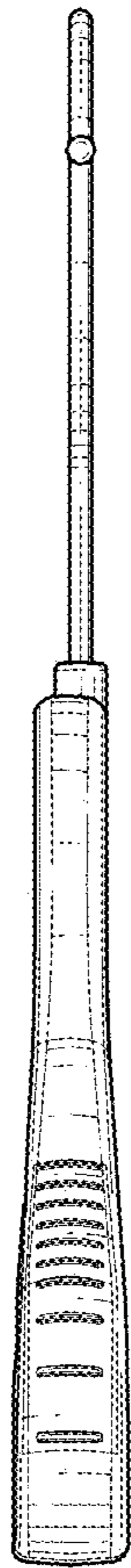


FIG. 6

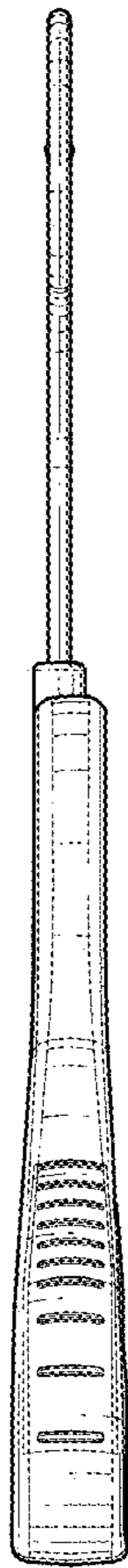


FIG. 7