



US00D876098S

(12) **United States Design Patent** (10) **Patent No.:** **US D876,098 S**
Gan (45) **Date of Patent:** **** Feb. 25, 2020**

(54) TOOTHBRUSH	4,519,111 A * 5/1985 Cavazza A46B 9/04 15/167.1
(71) Applicant: YANGZHOU E.S. TOOTHBRUSH CO., LTD. , Yangzhou (CN)	D311,454 S * 10/1990 Rethman D4/106 D317,831 S * 7/1991 Hukuba D4/104 5,396,678 A * 3/1995 Bredall A46B 9/04 15/167.1
(72) Inventor: Sunwei Gan , Yangzhou (CN)	D386,311 S * 11/1997 Moskovich D4/104 D387,204 S * 12/1997 Nicholson D4/104
(73) Assignee: YANGZHOU E.S. TOOTHBRUSH CO., LTD. , Yangzhou (CN)	D399,349 S * 10/1998 Barth D4/106 D785,947 S * 5/2017 Matelo D4/104 D790,862 S * 7/2017 Matelo D4/104 D813,553 S * 3/2018 Ford D4/134 D866,984 S * 11/2019 Odum D4/117
(**) Term: 15 Years	2016/0157973 A1* 6/2016 Greco A61C 15/048 132/309
(21) Appl. No.: 29/676,797	

(22) Filed: **Jan. 15, 2019**

(51) **LOC (12) Cl.** **04-02**

(52) **U.S. Cl.**
USPC **D4/104**

(58) **Field of Classification Search**
USPC D4/104, 105, 106, 107, 108, 109, 110,
D4/111, 112, 113, 129, 136, 138, 199,
D4/101, 137
CPC A61C 17/16; A61C 17/22; A61C 17/32;
A61C 17/34; A61C 17/228; A46B 9/025;
A46B 9/026; A46B 9/045; A46B 9/04
See application file for complete search history.

(56) **References Cited**

U.S. PATENT DOCUMENTS

2,287,327 A * 6/1942 Rickenbacher A46B 7/04 15/176.4
D172,567 S * 7/1954 Schotland D4/104
2,876,477 A * 3/1959 Stewart A46B 9/04 15/167.1
3,742,549 A * 7/1973 Scopp A46B 9/028 15/167.1
D272,689 S * 2/1984 Stocchi D4/110
D272,691 S * 2/1984 Stocchi D4/110
4,471,505 A * 9/1984 Spademan A46B 7/04 15/167.1

* cited by examiner

Primary Examiner — Karen E Eldridge Powers

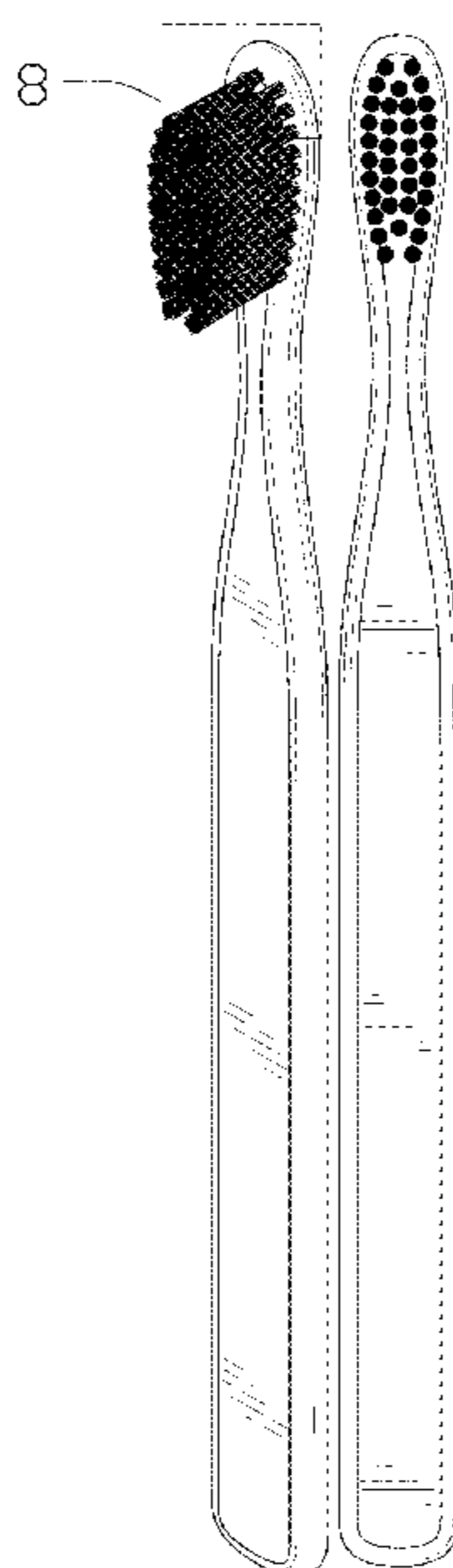
(57) **CLAIM**

The ornamental design for a toothbrush, as shown and described.

DESCRIPTION

FIG. 1 is a perspective view of a toothbrush showing my new design;
FIG. 2 is a front elevational view thereof;
FIG. 3 is a rear elevational view thereof;
FIG. 4 is a left side elevational view thereof;
FIG. 5 is a right side elevational view thereof;
FIG. 6 is a top plan view of the toothbrush of FIG. 1, shown enlarged for clarity of disclosure;
FIG. 7 is a bottom plan view of the toothbrush of FIG. 1, shown enlarged for clarity of disclosure; and,
FIG. 8 is an enlarged view of portion 8 shown in FIG. 1. The broken lines shown in FIGS. 1 and 8 illustrate the bounds of the detail view extracted from FIG. 1 and form no part of the claimed design.

1 Claim, 8 Drawing Sheets



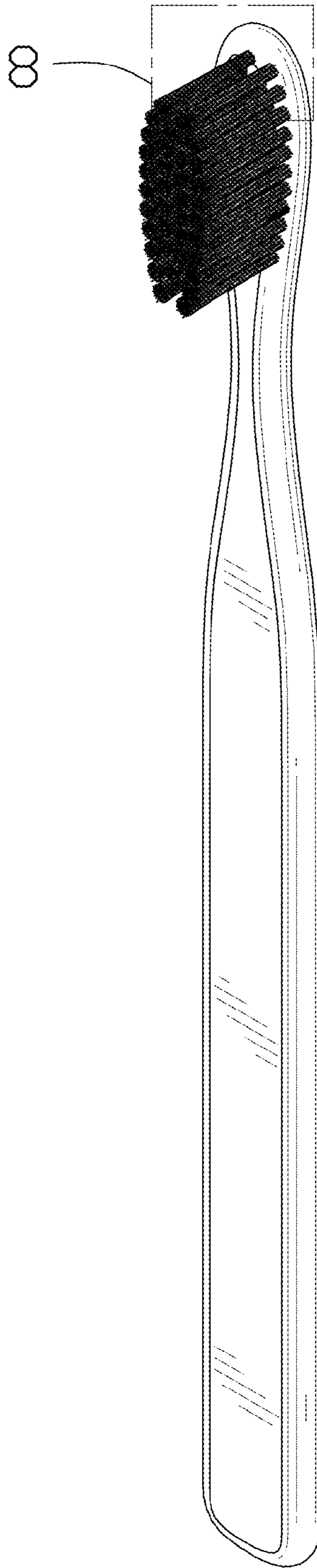


FIG. 1




FIG. 2




FIG. 3




FIG. 4




FIG. 5

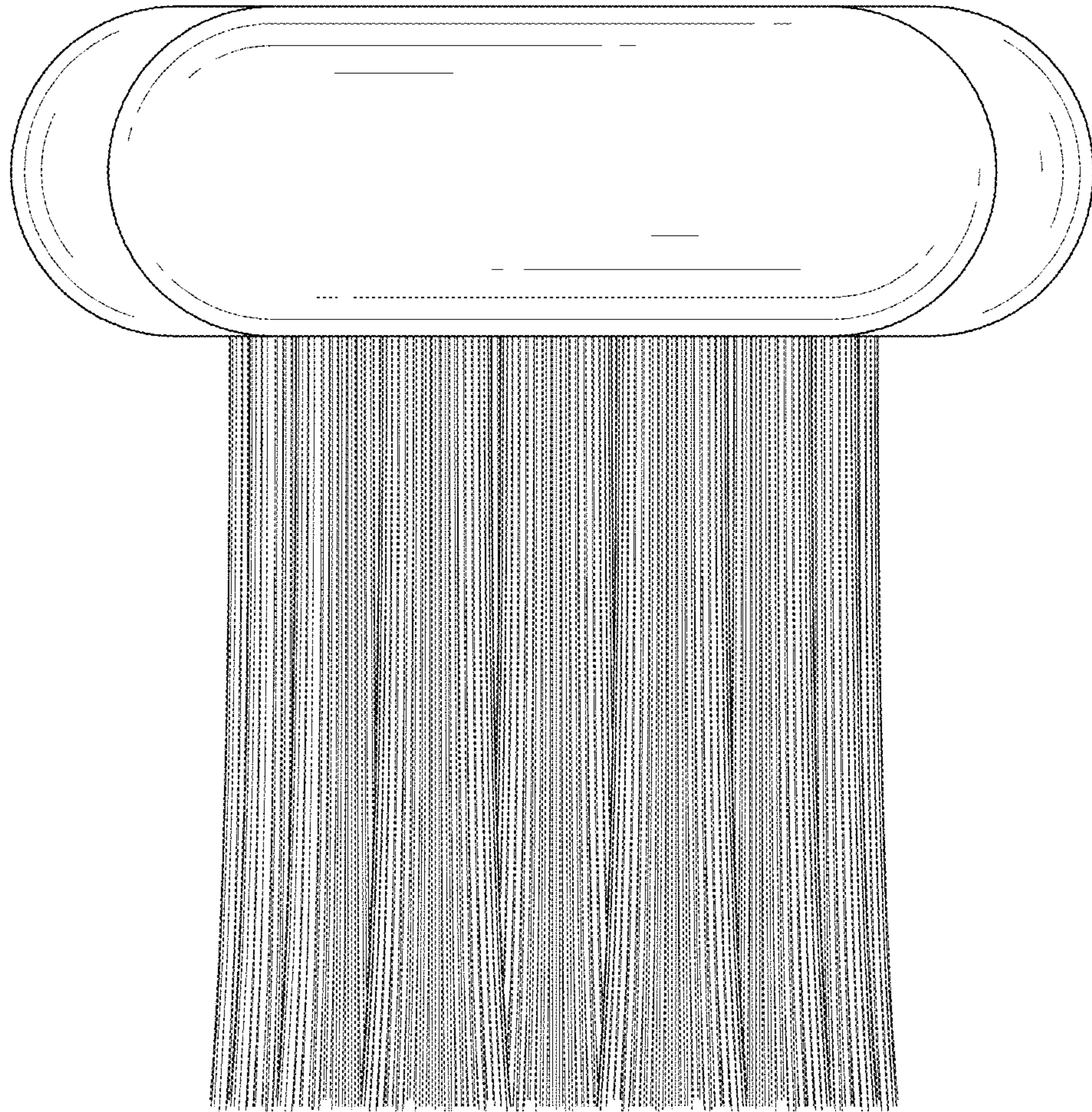


FIG. 6




FIG. 7




FIG. 8