



US00D876093S

(12) **United States Design Patent**
Thompson

(10) **Patent No.:** **US D876,093 S**

(45) **Date of Patent:** **** Feb. 25, 2020**

- (54) **CABLE ORGANIZER BOX**
- (71) Applicant: **Jackson A. Thompson**, State College, PA (US)
- (72) Inventor: **Jackson A. Thompson**, State College, PA (US)
- (**) Term: **15 Years**
- (21) Appl. No.: **29/697,449**
- (22) Filed: **Jul. 9, 2019**

D403,472 S	12/1998	Goodin	
D412,607 S *	8/1999	Goodin	D32/3
5,934,486 A *	8/1999	Jarvis	A47B 81/04 211/126.12
D697,744 S	1/2014	McCauley	
8,833,594 B2 *	9/2014	Stahl	A47F 3/14 206/557
8,950,595 B2 *	2/2015	Ammon	A47L 15/501 206/509
9,173,543 B2	11/2015	Abraham	
D745,332 S	12/2015	Greenwood	
D787,184 S	5/2017	Stuart	
D787,186 S	5/2017	Thurbin	
D807,642 S	1/2018	Greenwood	
D808,757 S	1/2018	Kawamura	
D816,454 S	5/2018	Kawamura	
D817,641 S	5/2018	Yeh	
D819,289 S	5/2018	Umholtz et al.	
D840,803 S *	2/2019	Poorman	D9/431
D843,831 S *	3/2019	Poorman	D9/431
D853,122 S *	7/2019	Thompson	D3/313
D861,345 S *	10/2019	Brunner	D3/315

Related U.S. Application Data

- (62) Division of application No. 29/619,111, filed on Sep. 27, 2017, now Pat. No. Des. 853,122.
- (51) **LOC (12) Cl.** **03-01**
- (52) **U.S. Cl.**
USPC **D3/313**
- (58) **Field of Classification Search**
USPC D3/303-315, 318-319, 328; D7/600.1, D7/601-602, 701
CPC B65D 1/00; B65D 1/34; B65D 1/36
See application file for complete search history.

* cited by examiner

Primary Examiner — Kelley A Donnelly

(74) *Attorney, Agent, or Firm* — Clark & Brody

(57) **CLAIM**

The ornamental design for a cable organizer box, as shown and described.

(56) **References Cited**

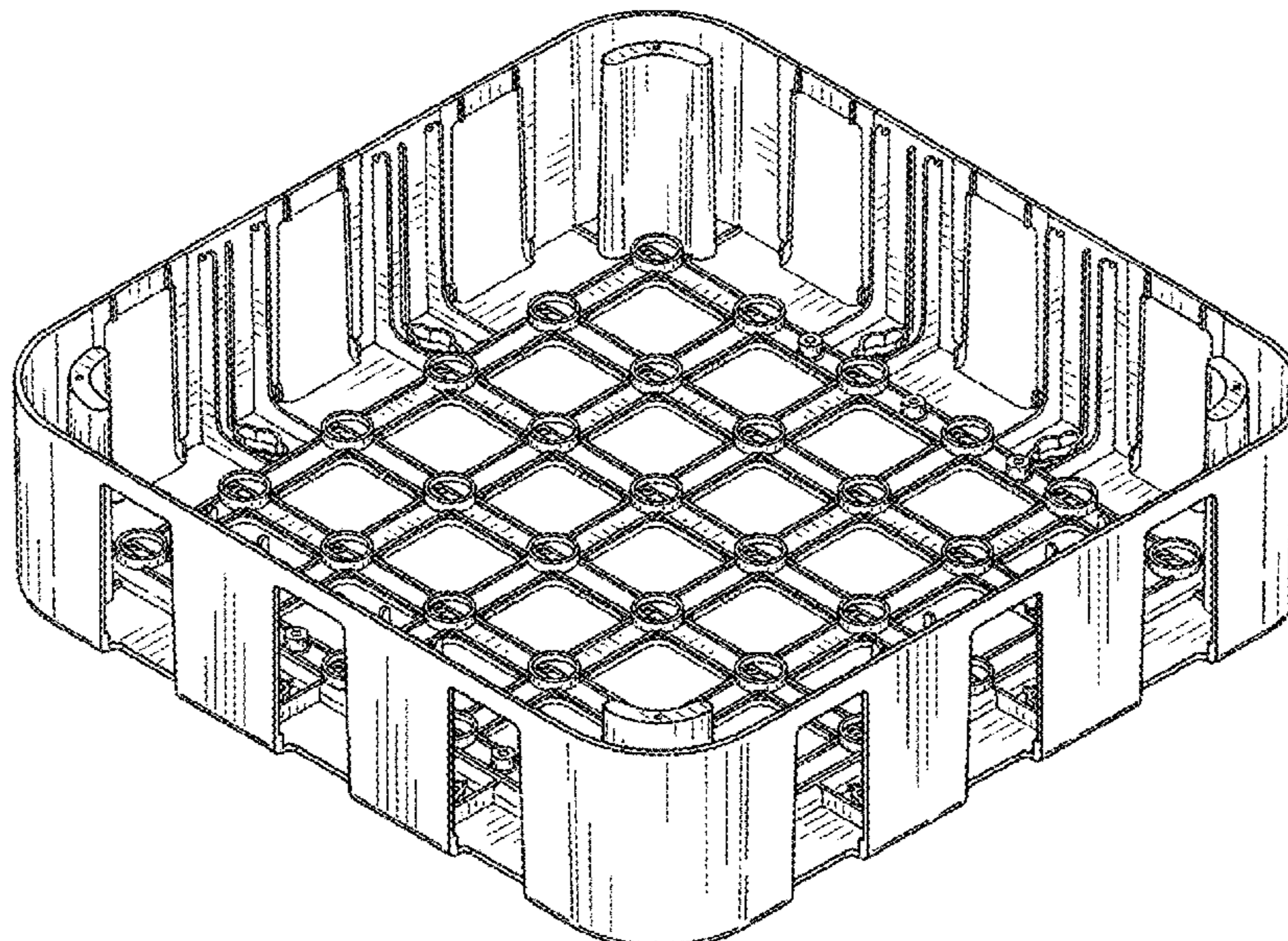
U.S. PATENT DOCUMENTS

3,672,530 A *	6/1972	Bridenstine	B65D 15/20 220/4.03
D244,486 S *	5/1977	Johnson	D3/312
D247,523 S *	3/1978	Carroll	D3/314
D247,652 S *	3/1978	Carroll	D3/312
4,944,694 A	7/1990	Dorn	
D313,493 S	1/1991	Apps	
D342,783 S *	12/1993	Lesquir	D3/302
5,277,316 A *	1/1994	Apps	B65D 71/70 206/427
5,575,390 A *	11/1996	Apps	B65D 21/0212 206/503

DESCRIPTION

FIG. 1 is a front side perspective view of a cable organizer box showing my new design;
FIG. 2 is a right side view thereof;
FIG. 3 is a left side view thereof;
FIG. 4 is a top side view thereof;
FIG. 5 is a bottom side view thereof;
FIG. 6 is a front side view; and,
FIG. 7 is a bottom side view thereof.

1 Claim, 4 Drawing Sheets



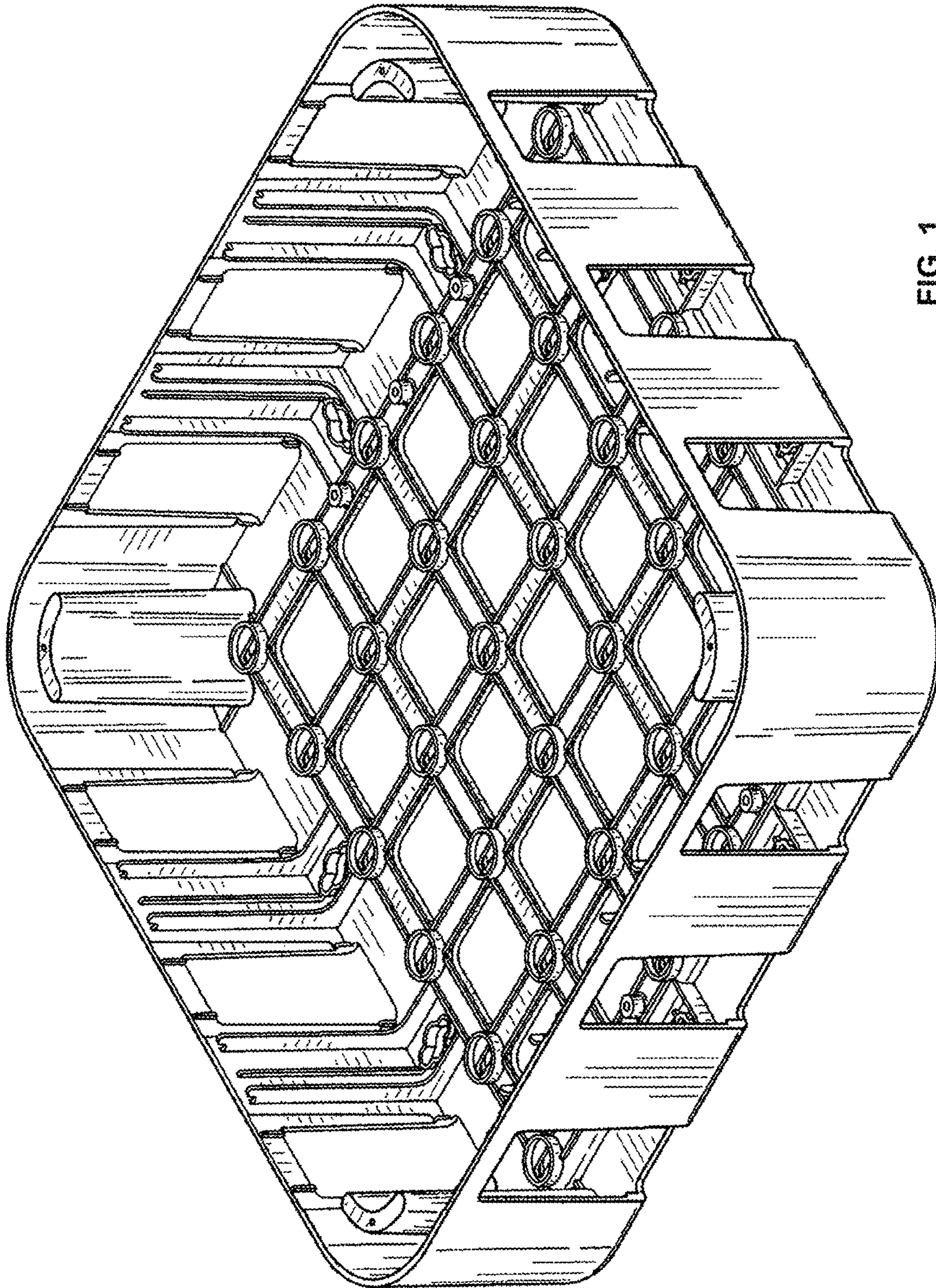


FIG. 1

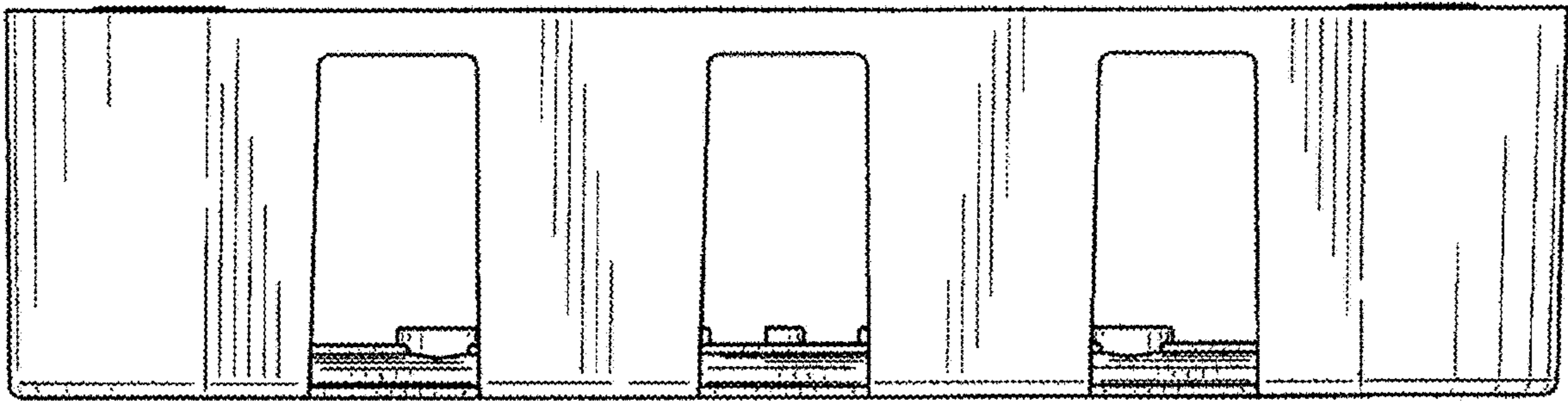


FIG. 2

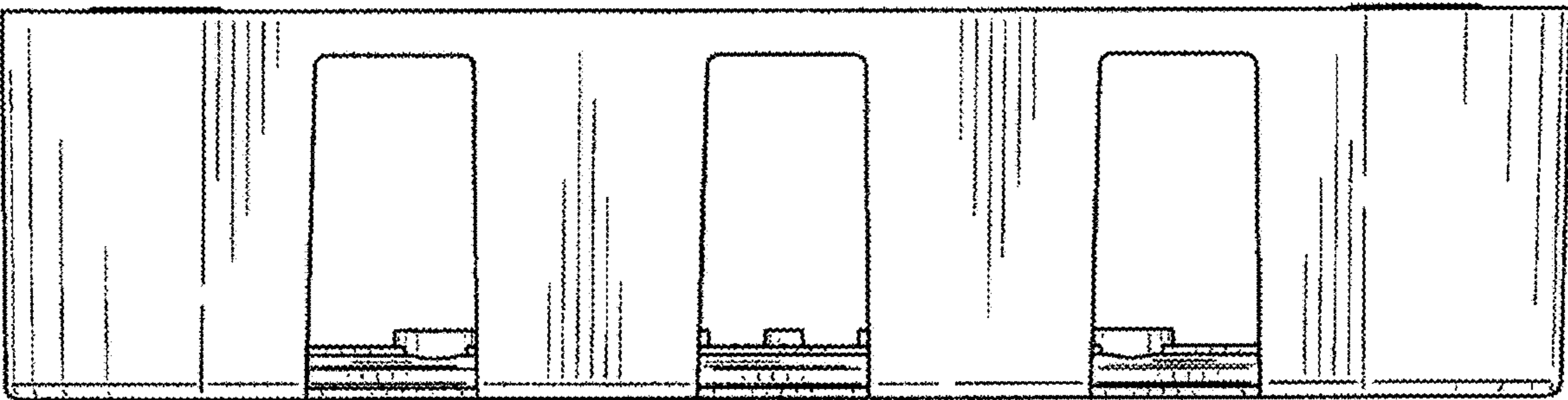


FIG. 3

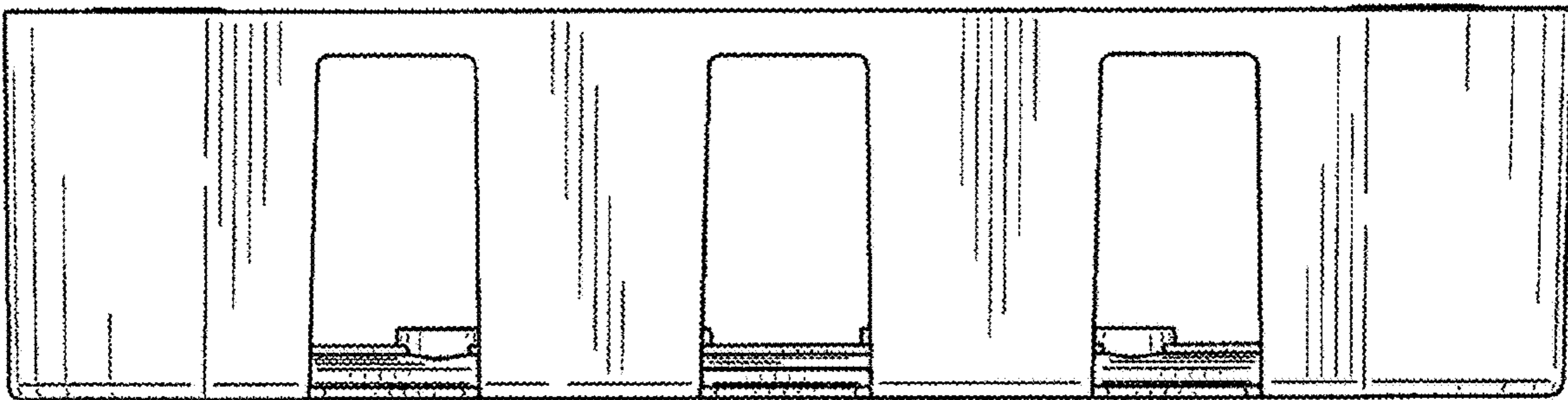


FIG. 4

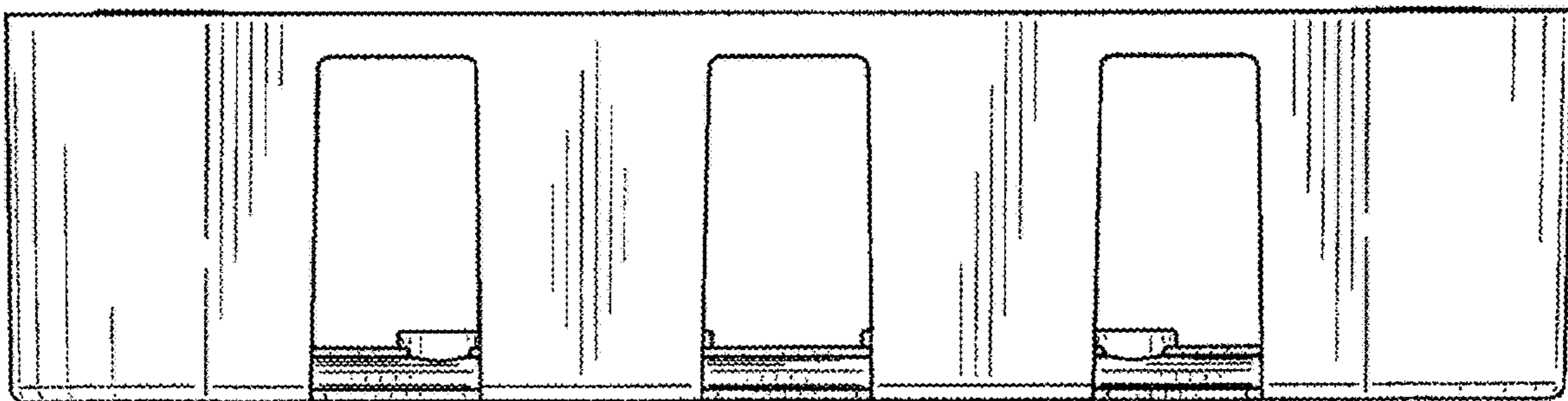


FIG. 5

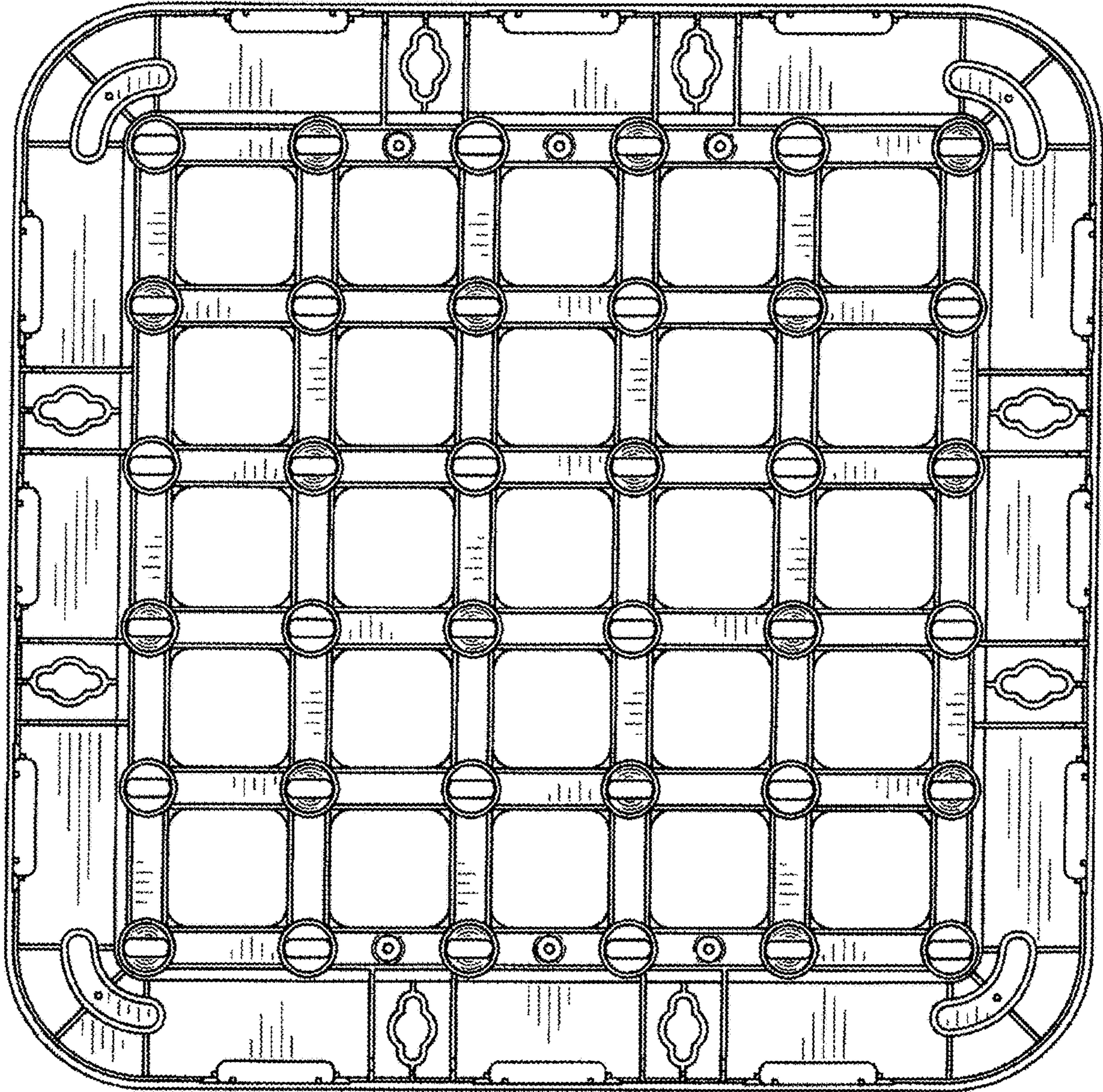


FIG. 6

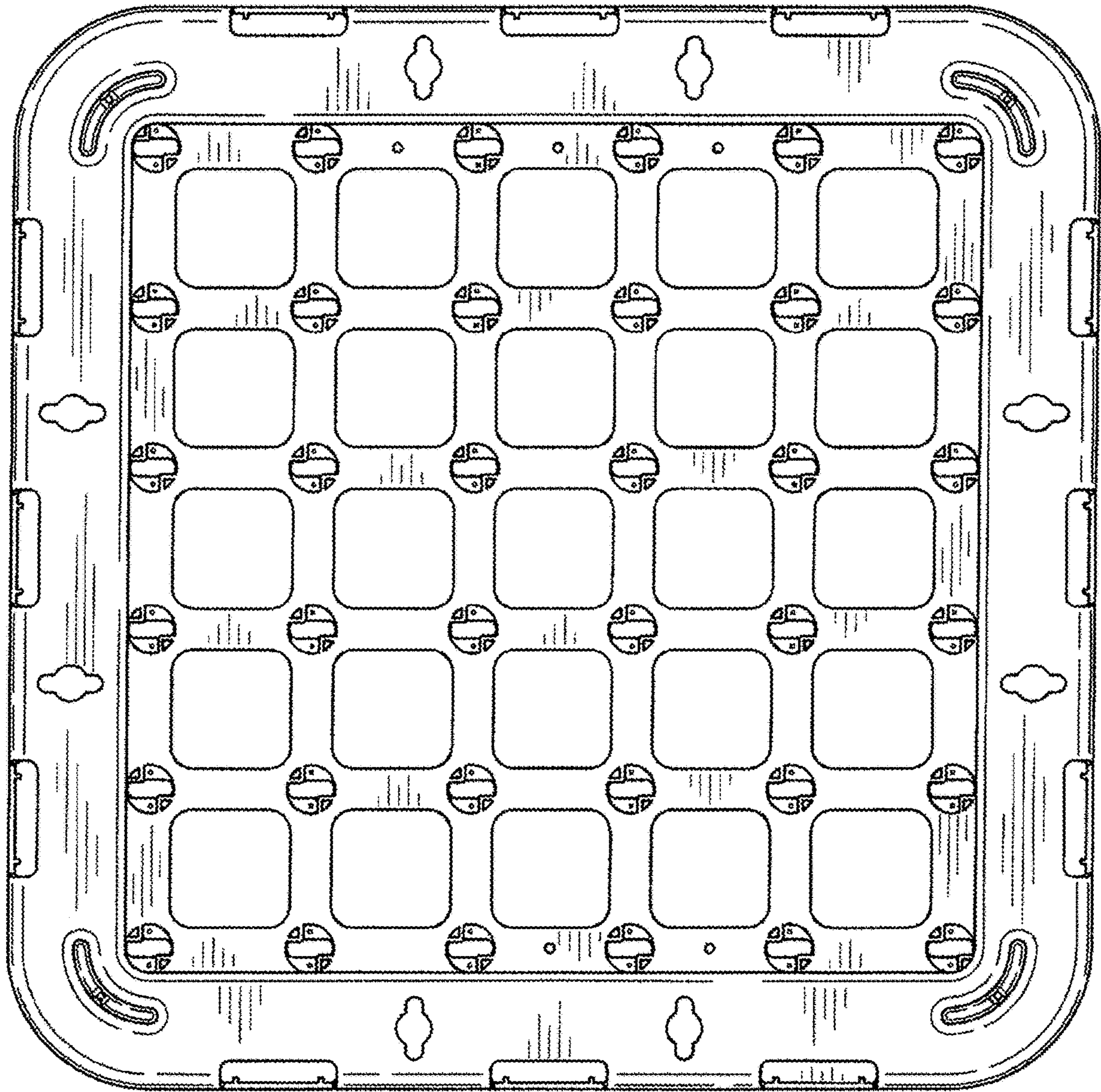


FIG. 7