



US00D876078S

(12) **United States Design Patent**  
**Seamarks**

(10) **Patent No.:** **US D876,078 S**

(45) **Date of Patent:** **\*\* Feb. 25, 2020**

(54) **SHOE**  
(71) Applicant: **NIKE, Inc.**, Beaverton, OR (US)  
(72) Inventor: **Karl Seamarks**, Portland, OR (US)  
(73) Assignee: **NIKE, Inc.**, Beaverton, OR (US)

(\*\*) Term: **15 Years**

(21) Appl. No.: **29/637,607**

(22) Filed: **Feb. 20, 2018**

(51) **LOC (12) Cl.** ..... **02-99**

(52) **U.S. Cl.**  
USPC ..... **D2/973**

(58) **Field of Classification Search**  
USPC ..... D2/896, 897, 902, 904, 906-908, 946,  
D2/969, 972-974; D5/47, 49, 50, 53, 54,  
D5/56, 60  
CPC ... A43B 13/181; A43B 13/141; A43B 13/186;  
A43B 13/188; A43B 23/00; A43B 23/02;  
A43B 5/00; A43B 23/26; A43B 1/04;  
A43B 11/14; A43B 7/00; A43B 3/12;  
A43C 3/00; A43C 5/00; A43C 7/00;  
A43C 11/004  
See application file for complete search history.

(56) **References Cited**

**U.S. PATENT DOCUMENTS**

D281,926 S \* 12/1985 Hill ..... D2/902  
D297,069 S \* 8/1988 Le ..... D2/970  
D297,591 S \* 9/1988 Brown ..... D2/973  
D310,292 S \* 9/1990 Selbiger ..... D2/969

D333,379 S \* 2/1993 Tonkel ..... D2/969  
D370,117 S \* 5/1996 Worthington ..... D2/969  
D383,287 S \* 9/1997 Van Noy ..... D2/969  
D406,690 S \* 3/1999 Vestuti ..... D2/969  
D494,752 S \* 8/2004 Adams ..... D2/969  
D514,785 S \* 2/2006 Schoenborn ..... D2/969  
D516,285 S \* 3/2006 Sedlbauer ..... D2/970  
D517,297 S \* 3/2006 Jones ..... D2/969  
D545,051 S \* 6/2007 Roulo ..... D2/972  
D765,386 S \* 9/2016 Petrie ..... D2/973  
D765,963 S \* 9/2016 Lopatic ..... D2/969  
D806,374 S \* 1/2018 Weddle ..... D2/969  
D814,773 S \* 4/2018 Durlfinger ..... D2/972  
D828,686 S \* 9/2018 Hoellmueller ..... D2/972

\* cited by examiner

*Primary Examiner* — Dominic V Simone

(74) *Attorney, Agent, or Firm* — Shook, Hardy & Bacon L.L.P.

(57) **CLAIM**


The ornamental design for a shoe, as shown and described.

**DESCRIPTION**

FIG. 1 is a side view of a shoe showing my design; FIG. 2 is a front perspective view thereof; and, FIG. 3 is a rear perspective view thereof.

The even-length broken lines are directed to environment, represent unclaimed subject matter, and form no part of the claimed design. The long and short broken lines immediately adjacent to the shaded areas form an unclaimed boundary around at least a portion of the claimed subject matter, and form no part of the claim.

**1 Claim, 3 Drawing Sheets**



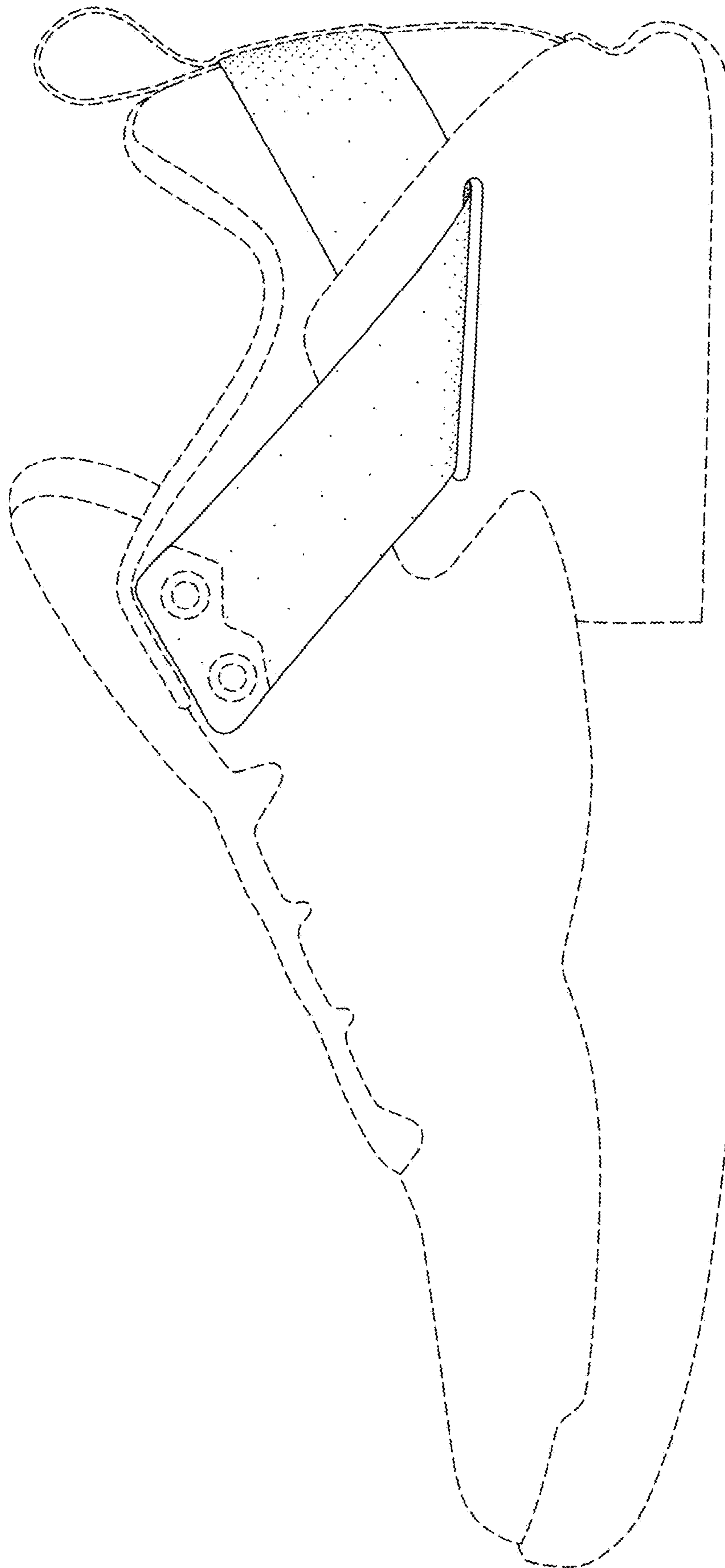


FIG. 1

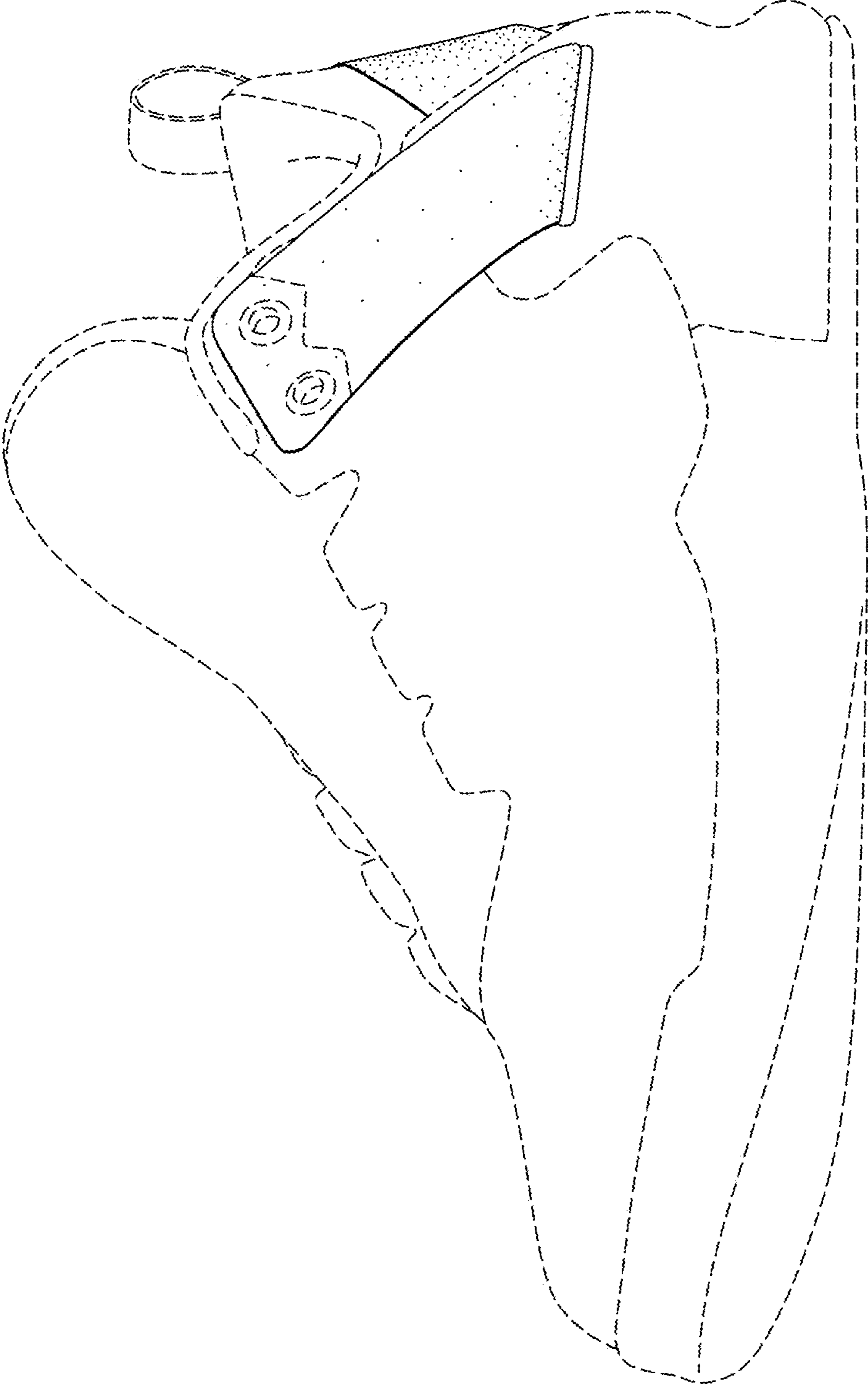


FIG. 2

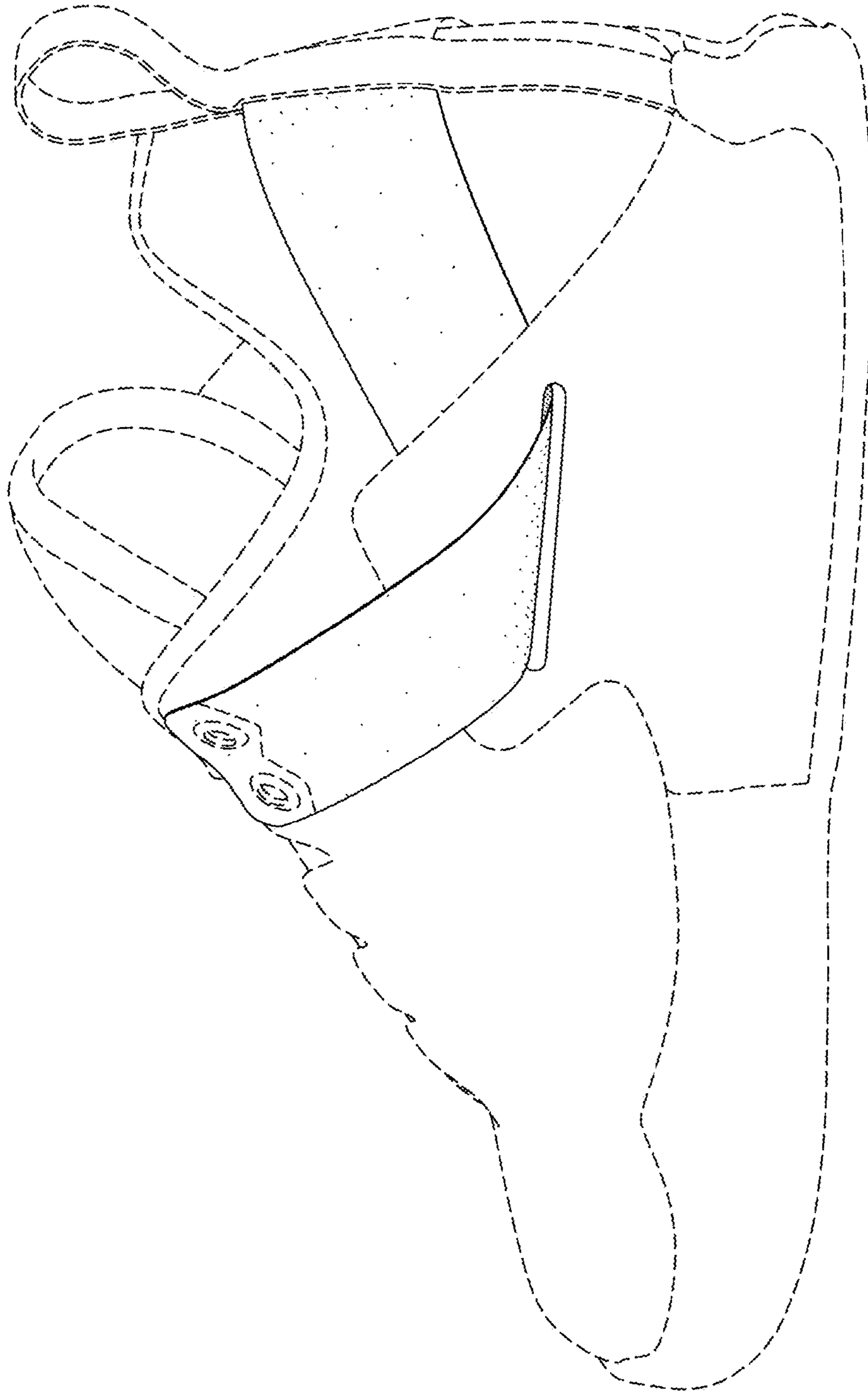


FIG. 3