

US00D876073S

(12) **United States Design Patent** (10) **Patent No.:** **US D876,073 S**
Atwell (45) **Date of Patent:** **** Feb. 25, 2020**

(54) **SHOE**
(71) Applicant: **NIKE, Inc.**, Beaverton, OR (US)
(72) Inventor: **Zac Atwell**, Portland, OR (US)
(73) Assignee: **NIKE, Inc.**, Beaverton, OR (US)
(**) Term: **15 Years**
(21) Appl. No.: **29/637,604**
(22) Filed: **Feb. 20, 2018**
(51) **LOC (12) Cl.** **02-99**
(52) **U.S. Cl.**
USPC **D2/972**
(58) **Field of Classification Search**
USPC D2/896, 897, 902, 904, 906-908, 946,
D2/969, 972-974; D5/47, 49, 50, 53, 54,
D5/56, 60
CPC ... A43B 13/181; A43B 13/141; A43B 13/186;
A43B 13/188; A43B 23/00; A43B 23/02;
A43B 5/00; A43B 23/26; A43B 1/04;
A43B 11/14; A43B 7/00; A43B 3/12;
A43C 3/00; A43C 5/00; A43C 7/00;
A43C 11/004
See application file for complete search history.

(56) **References Cited**
U.S. PATENT DOCUMENTS
D344,397 S * 2/1994 Zelenko D2/972
D380,291 S * 7/1997 Morris D2/972
D383,595 S * 9/1997 Morris D2/969
D383,791 S * 9/1997 Avar D2/972
D385,395 S * 10/1997 Morris D2/969
D393,347 S * 4/1998 Kuerbis D2/972
D398,755 S * 9/1998 Gray D2/972
D417,774 S * 12/1999 Hlavacs D2/972

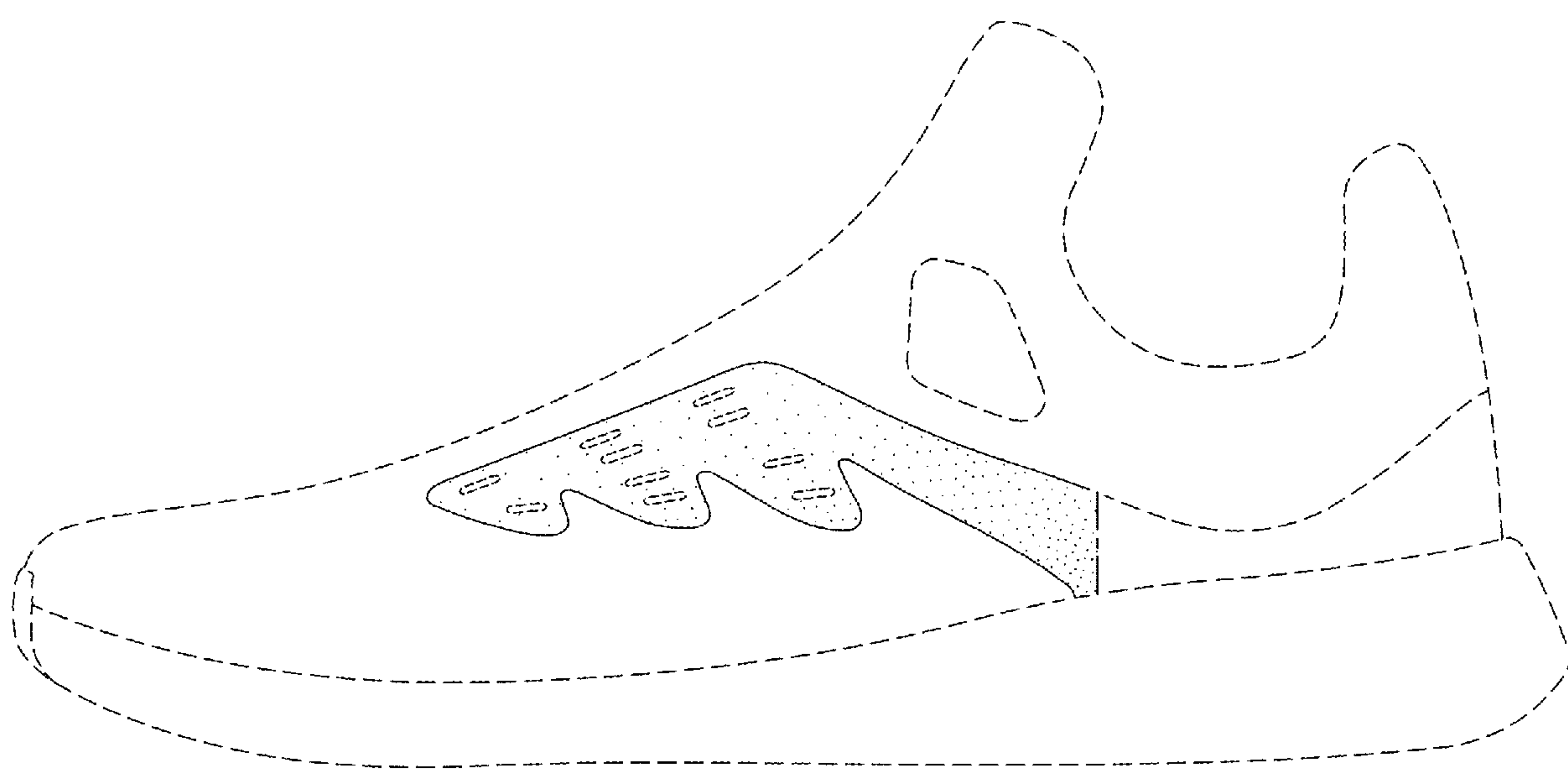
D434,895 S * 12/2000 Laberge D2/972
D440,390 S * 4/2001 McCourt D2/972
D440,757 S * 4/2001 Doxey D2/972
D443,131 S * 6/2001 Laberge D2/972
D443,408 S * 6/2001 Laberge D2/972
D461,044 S * 8/2002 McCourt D2/972
D463,098 S * 9/2002 Hui D2/972
D464,480 S * 10/2002 Morris D2/972
D495,126 S * 8/2004 Patt D2/972
D495,865 S * 9/2004 Lee D2/972
D524,026 S * 7/2006 McDowell D2/972
D570,591 S * 6/2008 Farys D2/972
D609,444 S * 2/2010 Zhu D2/969
D613,934 S * 4/2010 Taylor D2/972
D643,613 S * 8/2011 Smith D2/972
D813,518 S * 3/2018 Jury D2/972

* cited by examiner
Primary Examiner — Dominic V Simone
(74) *Attorney, Agent, or Firm* — Shook, Hardy & Bacon
L.L.P.

(57) **CLAIM**
The ornamental design for a shoe, as shown and described.

DESCRIPTION
FIG. 1 is a front perspective view of a shoe showing my design;
FIG. 2 is a side view thereof;
FIG. 3 is a rear perspective view thereof; and,
FIG. 4 is a top plan view thereof.
The even-length broken lines are directed to environment, represent unclaimed subject matter, and form no part of the claimed design. The long and short broken lines immediately adjacent to the shaded areas form an unclaimed boundary around at least a portion of the claimed subject matter, and form no part of the claim.

1 Claim, 4 Drawing Sheets



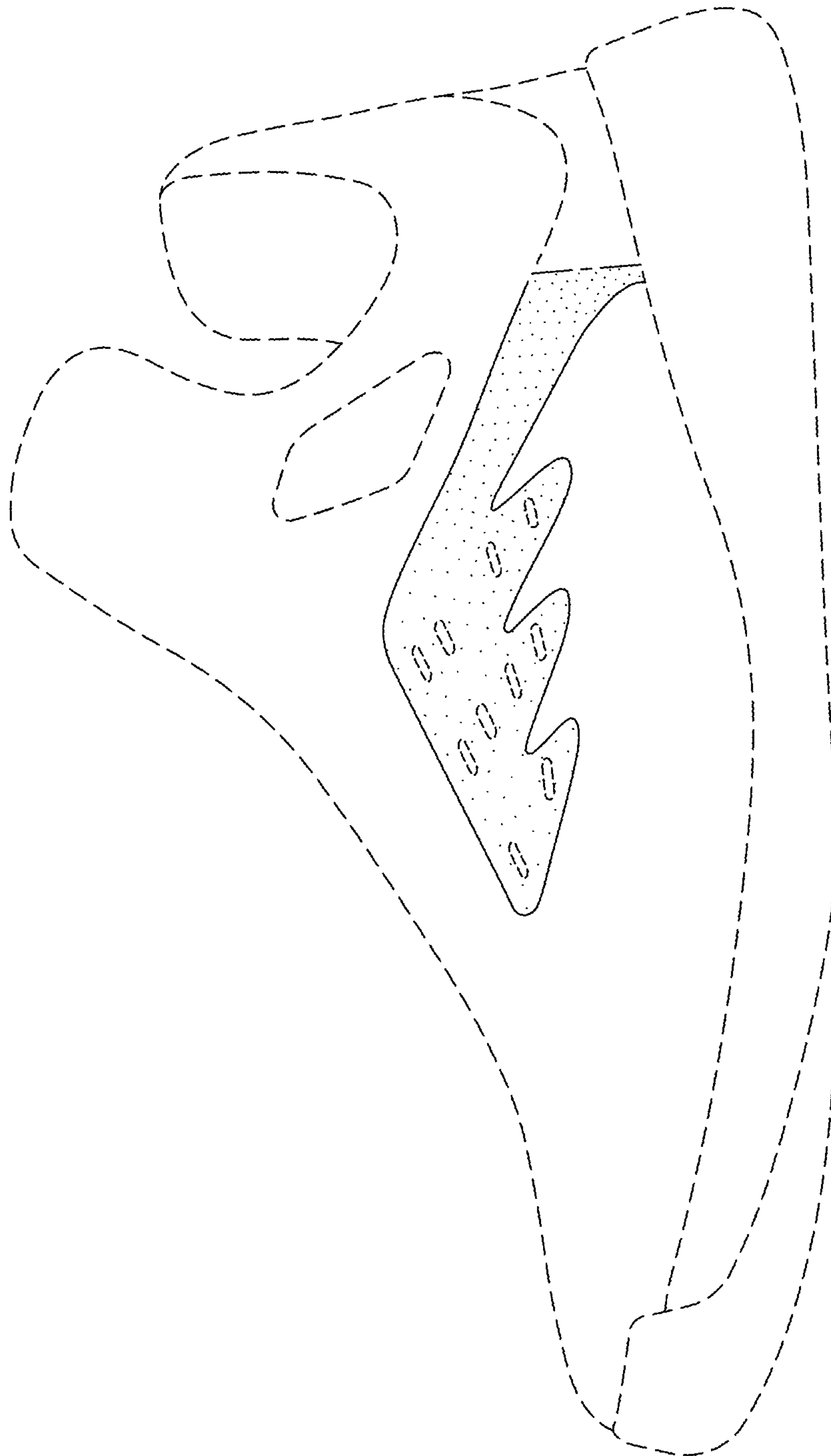


FIG. 1.

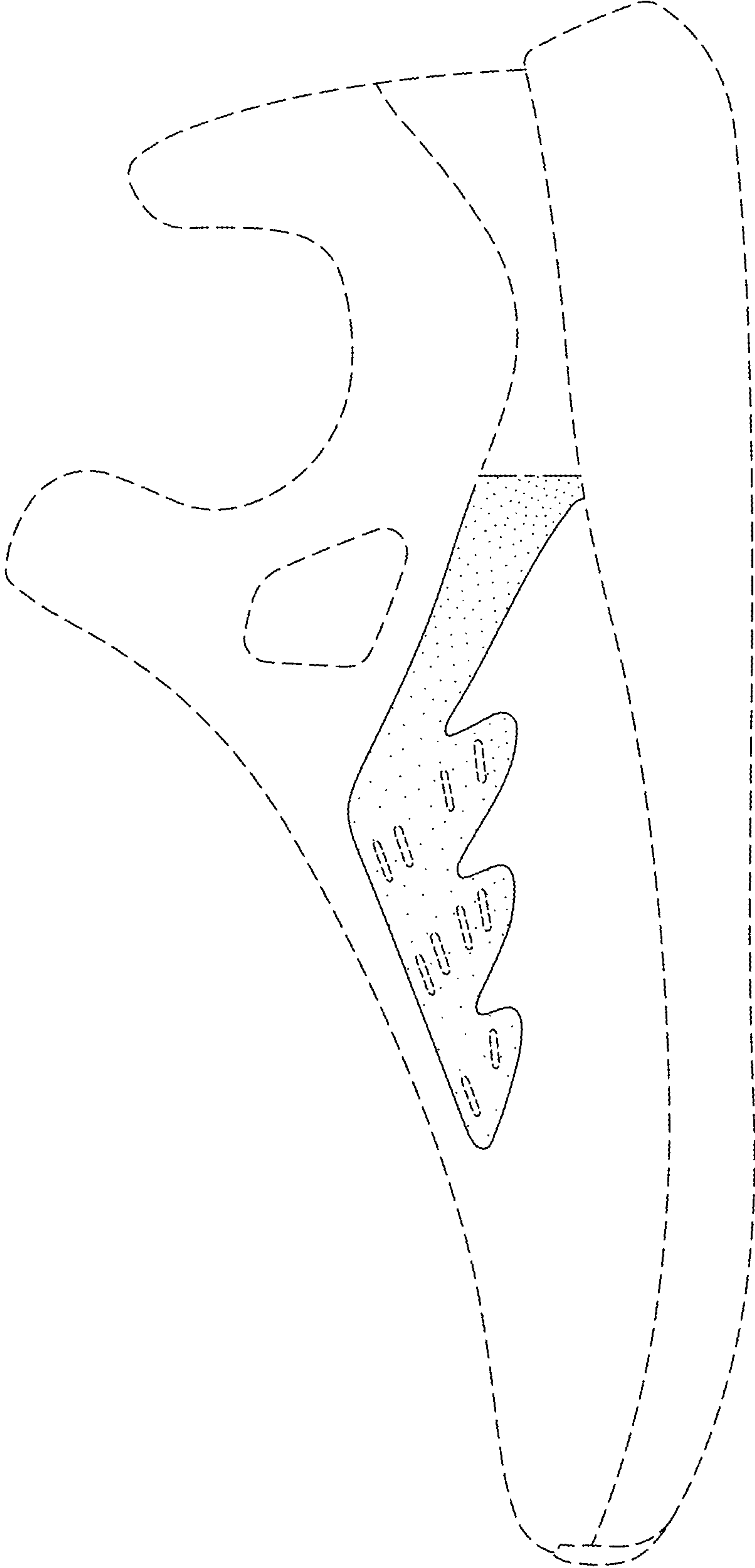


FIG. 2.

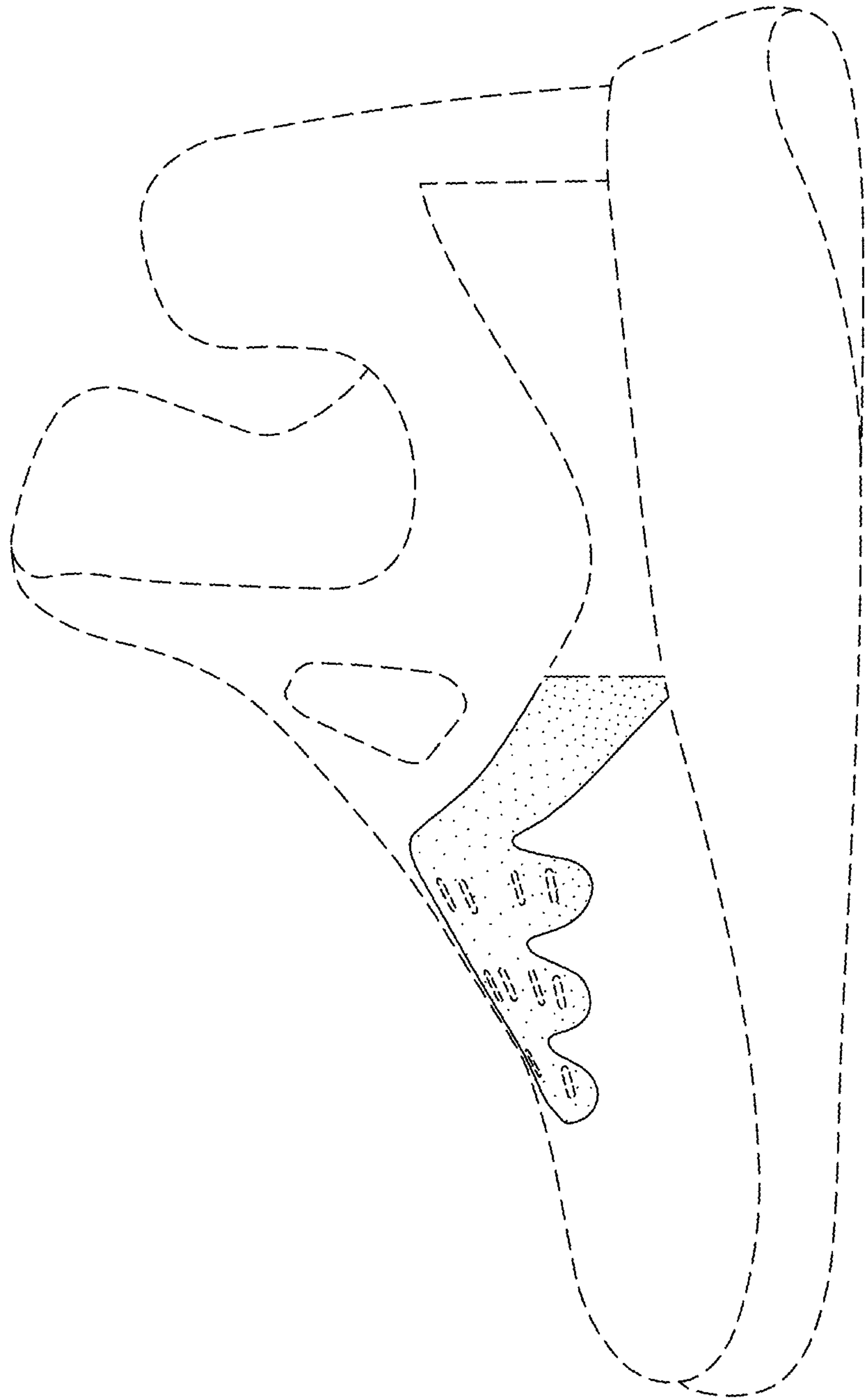


FIG. 3.

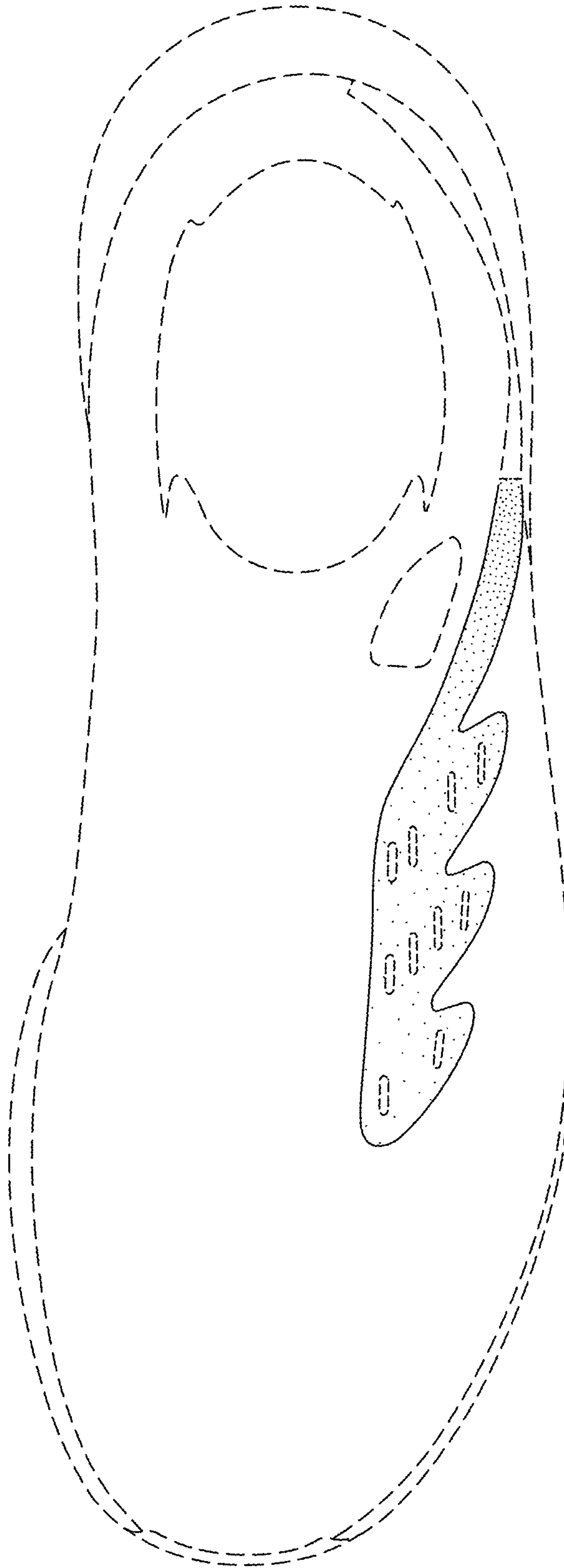


FIG. 4.