



US00D876045S

(12) **United States Design Patent** (10) **Patent No.:** **US D876,045 S**
Platt (45) **Date of Patent:** **** Feb. 18, 2020**

(54) **MAILBOX POST**
(71) Applicant: **Platt Designs, Inc.**, Simi Valley, CA (US)
(72) Inventor: **Scott Platt**, Simi Valley, CA (US)
(73) Assignee: **Platt Designs, Inc.**, Simi Valley, CA (US)
(**) Term: **15 Years**
(21) Appl. No.: **29/634,347**
(22) Filed: **Jan. 19, 2018**
(51) **LOC (12) Cl.** **99-00**
(52) **U.S. Cl.**
USPC **D99/32**
(58) **Field of Classification Search**
USPC D99/29, 31, 32, 43, 99; 312/35;
232/1 R, 1 A, 1 C, 1 D, 4 R, 2, 17, 19,
232/20, 21, 22, 24, 27, 30, 31, 37, 38, 39,
232/44, 45
CPC A47G 29/12; A47G 29/1201; A47G
29/1203; A47G 29/1205; A47G 29/1207;
A47G 29/1209; A47G 29/121; A47G
29/1212; A47G 29/1214; A47G 29/1216;
A47G 29/1218; A47G 29/122; A47G
29/1225; A47G 29/16; A47G 29/00
See application file for complete search history.

3,802,656 A * 4/1974 Virblas A47G 29/1216
248/145
D231,713 S * 5/1974 Nesbitt et al. D99/32
D322,877 S * 12/1991 Roach D99/32
D330,793 S * 11/1992 Hampton D99/32
D335,750 S * 5/1993 Berardi D99/31
5,362,019 A * 11/1994 Swanson A47G 29/1216
232/39
D356,423 S * 3/1995 Kresin D99/32
5,524,853 A * 6/1996 Varlaro A47G 29/1216
232/39
D372,320 S * 7/1996 Brady D20/41
5,664,729 A * 9/1997 Ladewig A47G 29/1209
232/39
D390,328 S * 2/1998 Barton, Jr. D99/29
D413,704 S * 9/1999 Metcheer, III D99/29
D503,844 S * 4/2005 Taylor D99/32
D503,845 S * 4/2005 Taylor D99/32
8,657,185 B2 * 2/2014 Corey A47G 29/1209
232/17
D739,114 S * 9/2015 Buttecali D99/32
D739,640 S * 9/2015 Buttecali D99/32
D765,940 S * 9/2016 Buttecali D99/32

* cited by examiner

Primary Examiner — Elizabeth J Oswecki
(74) *Attorney, Agent, or Firm* — Lowry Blixseth APC;
Scott M. Lowry

(57) **CLAIM**

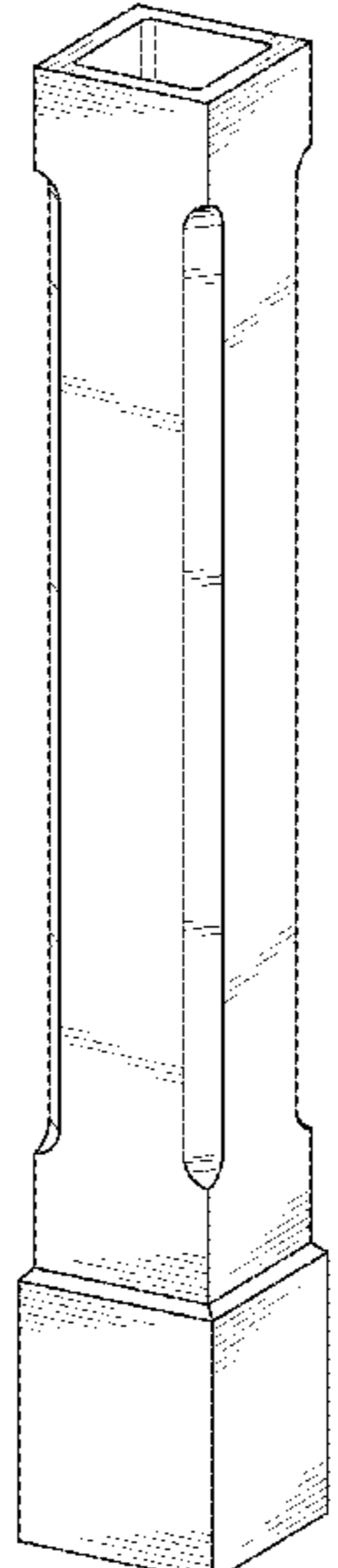
The ornamental design for a mailbox post, as shown and described.

DESCRIPTION

FIG. 1 is a front, top, left perspective view of a mailbox post, showing my new design;
FIG. 2 is a front elevation view thereof, the rear elevation view, the left side elevation view, and the right side elevation view being a mirror image thereof;
FIG. 3 is a top plan view thereof; and,
FIG. 4 is a bottom plan view thereof.

1 Claim, 2 Drawing Sheets

(56) **References Cited**
U.S. PATENT DOCUMENTS
1,839,834 A * 1/1932 Coleman A47G 29/1209
232/28
D190,939 S * 7/1961 Herbian D99/32
D200,748 S * 3/1965 Taylor D99/32
3,243,104 A * 3/1966 Fillion A47G 29/1216
232/33



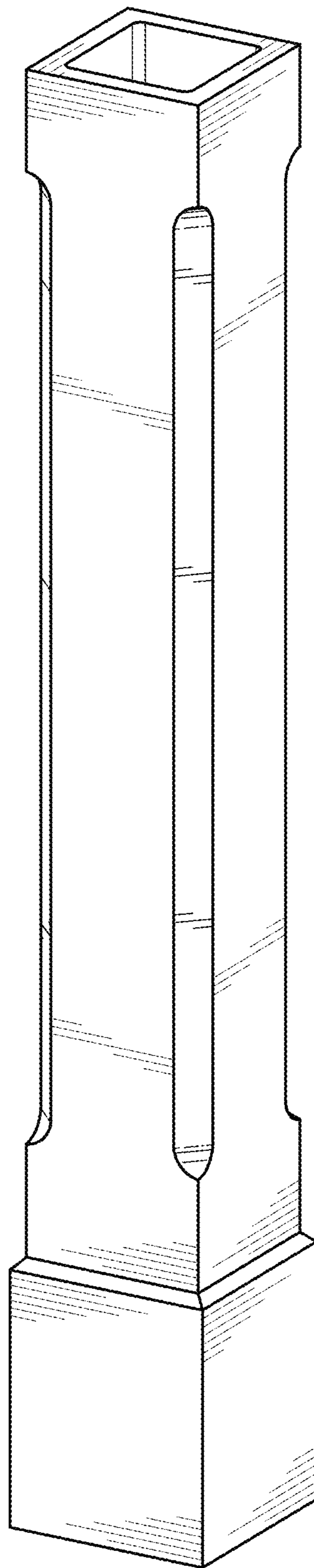


FIG. 1

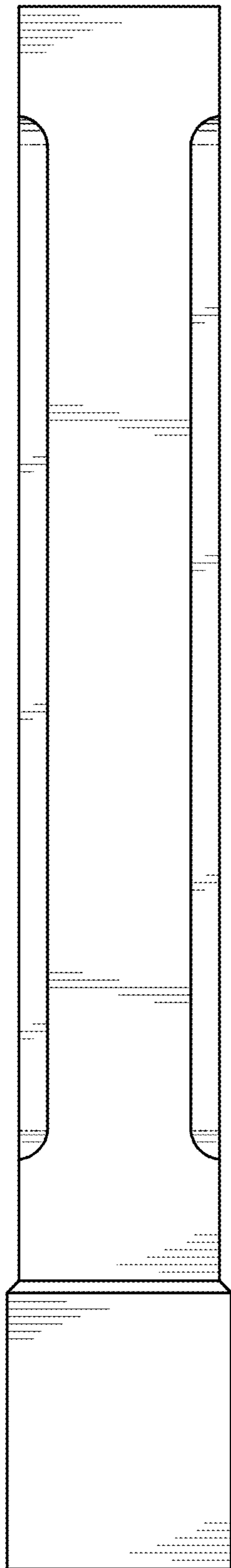


FIG. 2

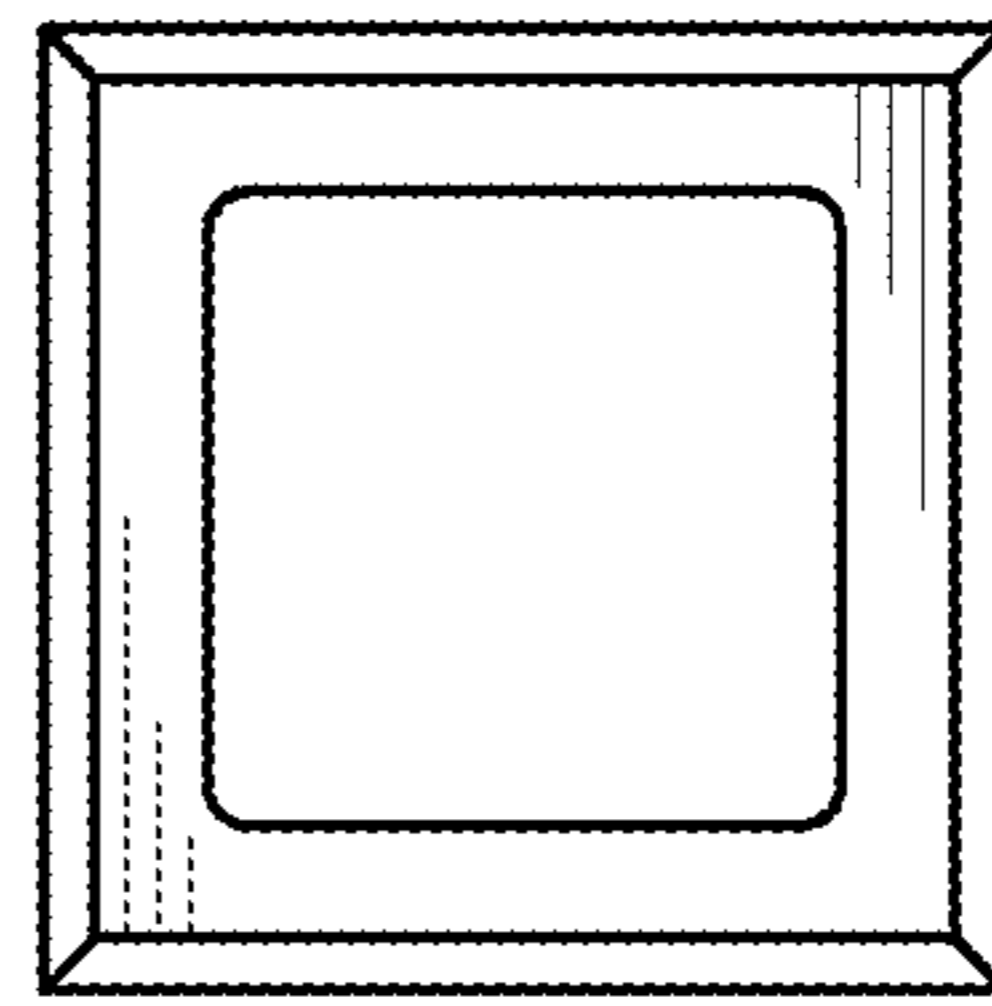


FIG. 3

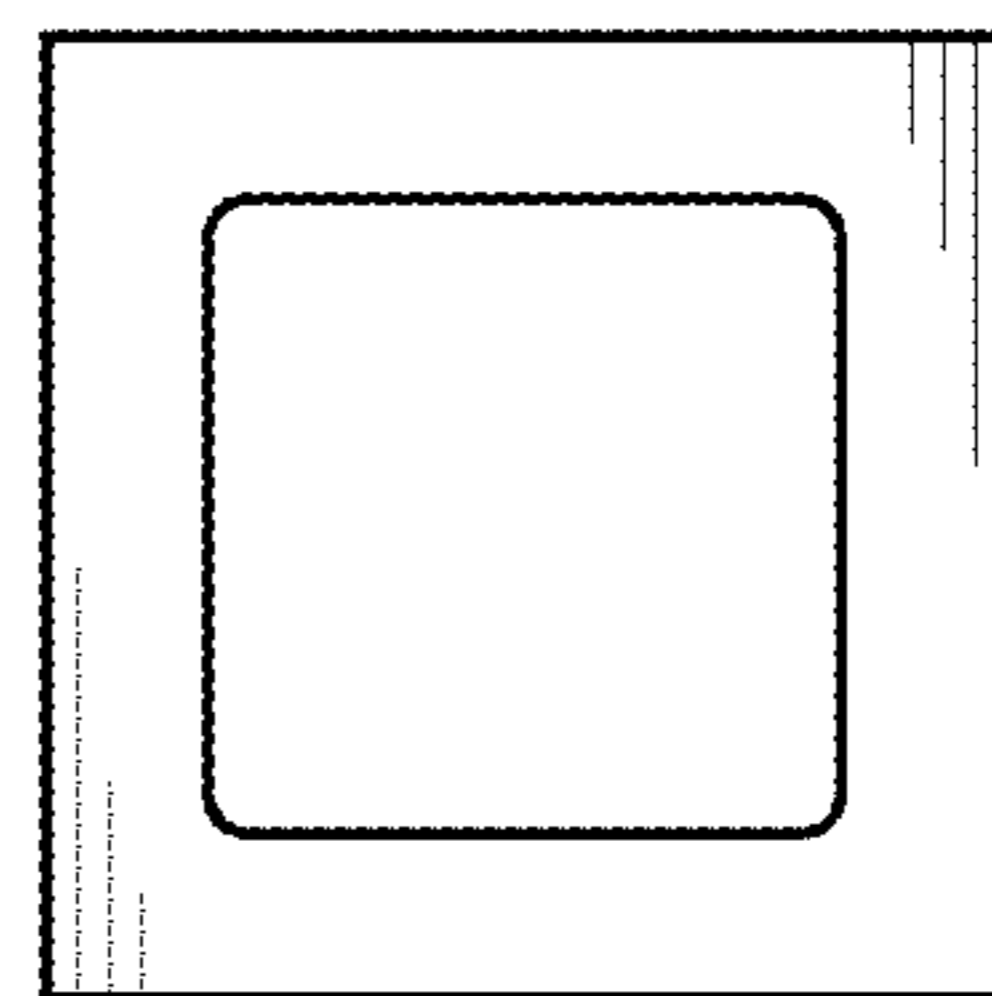


FIG. 4