



US00D876016S

(12) **United States Design Patent**
Hosseini

(10) **Patent No.:** **US D876,016 S**

(45) **Date of Patent:** **** Feb. 18, 2020**

(54) **MASCARA CONTAINER**

(71) Applicant: **Sayed Abdollah Hosseini**, Walsrode
(DE)

(72) Inventor: **Sayed Abdollah Hosseini**, Walsrode
(DE)

(**) Term: **15 Years**

(21) Appl. No.: **29/673,889**

(22) Filed: **Dec. 18, 2018**

(30) **Foreign Application Priority Data**

Aug. 30, 2018 (EM) 005624590

(51) **LOC (12) Cl.** **28-03**

(52) **U.S. Cl.**
USPC **D28/76**

(58) **Field of Classification Search**
USPC D28/76-84, 85-90; D9/504, 529, 565,
D9/569, 568
CPC A45D 33/18; A45D 33/20; A45D 33/22;
A45D 33/24; A45D 40/00; A45D
40/02-10; A45D 33/00; A45D 33/003;
A45D 33/005; A45D 33/006; A45D
40/22-222; A45D 2040/0012; A45D
2040/0025; A45D 40/24

See application file for complete search history.

(56) **References Cited**

U.S. PATENT DOCUMENTS

D260,564 S * 9/1981 Jedzinak D28/89
D333,014 S * 2/1993 Lang D28/76
D425,258 S * 5/2000 Lang D28/89
D496,758 S * 9/2004 Stohr D28/76
D563,051 S * 2/2008 Martinez D28/85

D616,151 S * 5/2010 Kojima D19/916
D726,967 S * 4/2015 Komai D28/87
D739,082 S * 9/2015 Golding D28/76
D740,491 S * 10/2015 Albertini D19/907
D751,254 S * 3/2016 Golding D28/76
D761,112 S * 7/2016 Komai D9/452
D767,209 S * 9/2016 Medioni D28/76
D770,096 S * 10/2016 Medioni D28/76
D801,584 S * 10/2017 Hasegawa D28/76
D834,752 S * 11/2018 Angles-D'Auriac D28/76
D850,272 S * 6/2019 Wanders D9/529
D854,748 S * 7/2019 Scott D28/76

FOREIGN PATENT DOCUMENTS

EM 004130219-0001 8/2018
EM 004130219-0002 8/2018
WO WO-03054254 A1 * 7/2003 A45D 33/18

* cited by examiner

Primary Examiner — Jennifer Rivard

(74) *Attorney, Agent, or Firm* — Thomas | Horstemeyer,
LLP

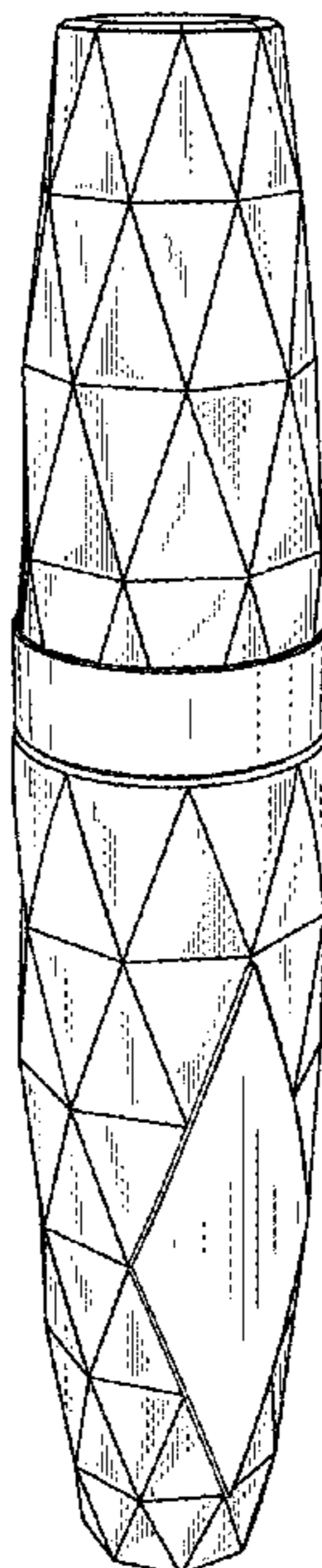
(57) **CLAIM**

The ornamental design for a mascara container, as shown
and described.

DESCRIPTION

FIG. 1 is a perspective view showing front, top, and left side
views of my new mascara container;
FIG. 2 is a front view thereof;
FIG. 3 is a back view thereof;
FIG. 4 is a left side view thereof;
FIG. 5 is a right side thereof;
FIG. 6 is a top view thereof; and,
FIG. 7 is a bottom view thereof.

1 Claim, 6 Drawing Sheets



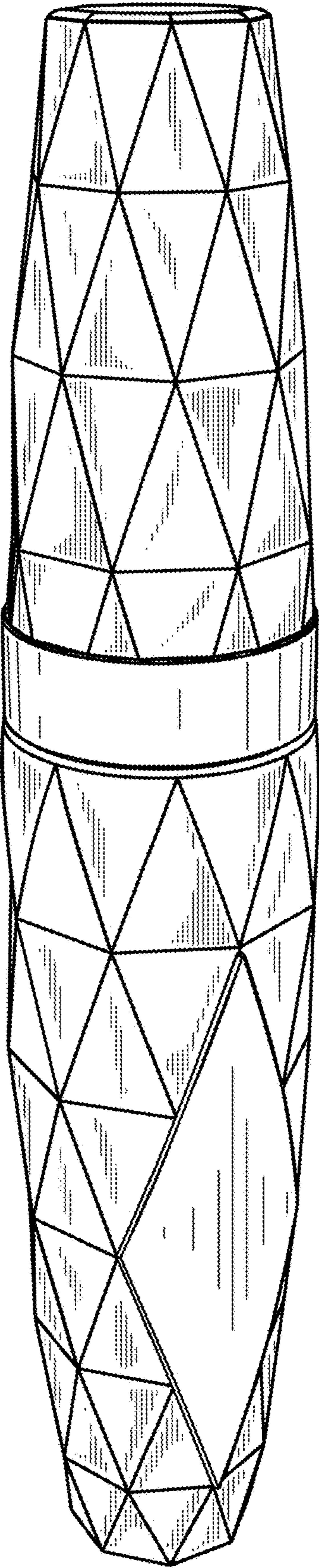


FIG. 1

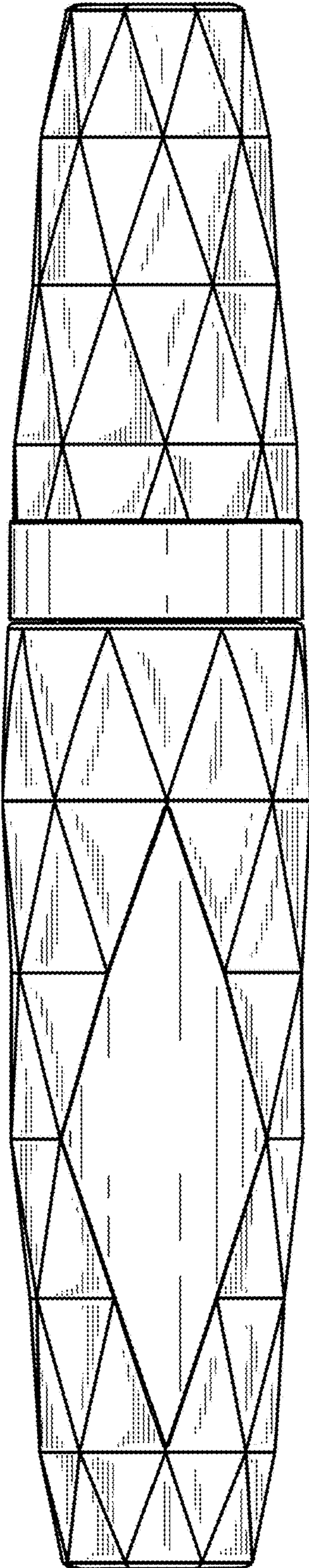


FIG. 2

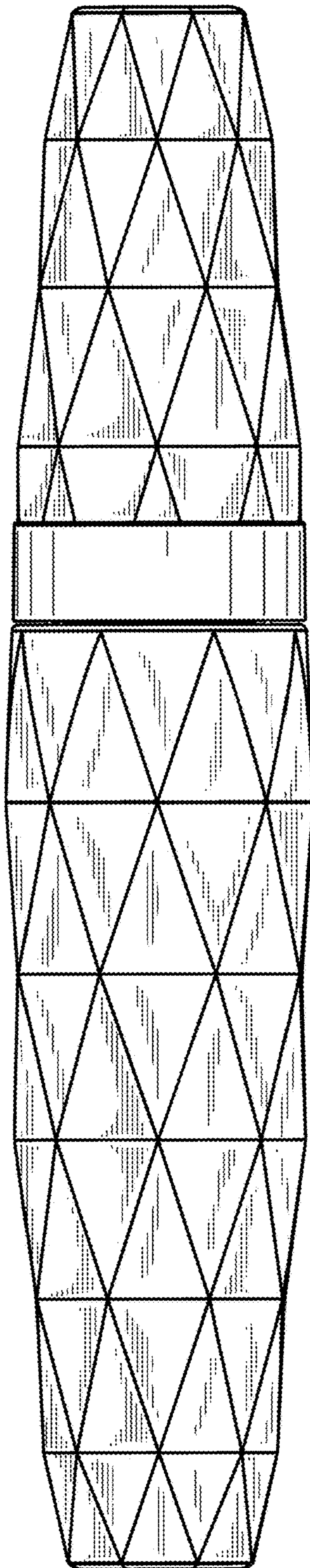


FIG. 3

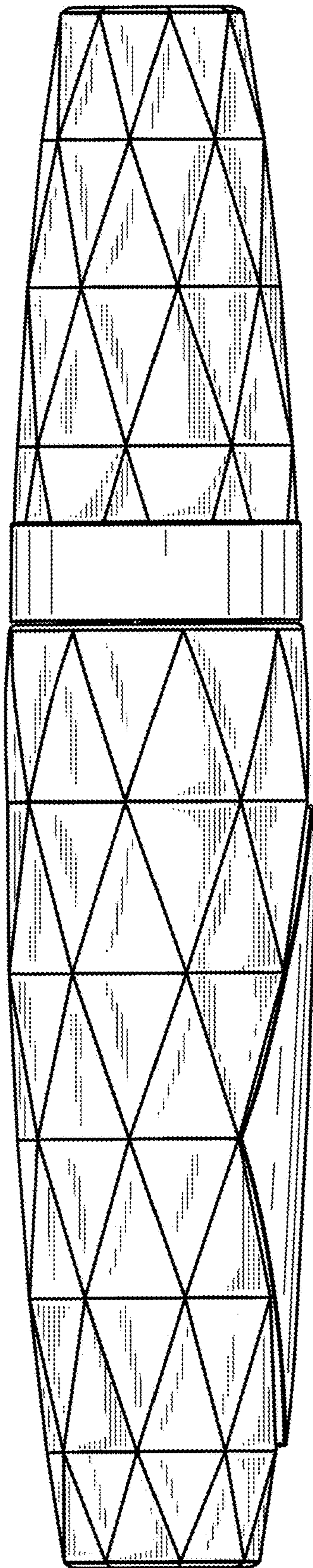


FIG. 4

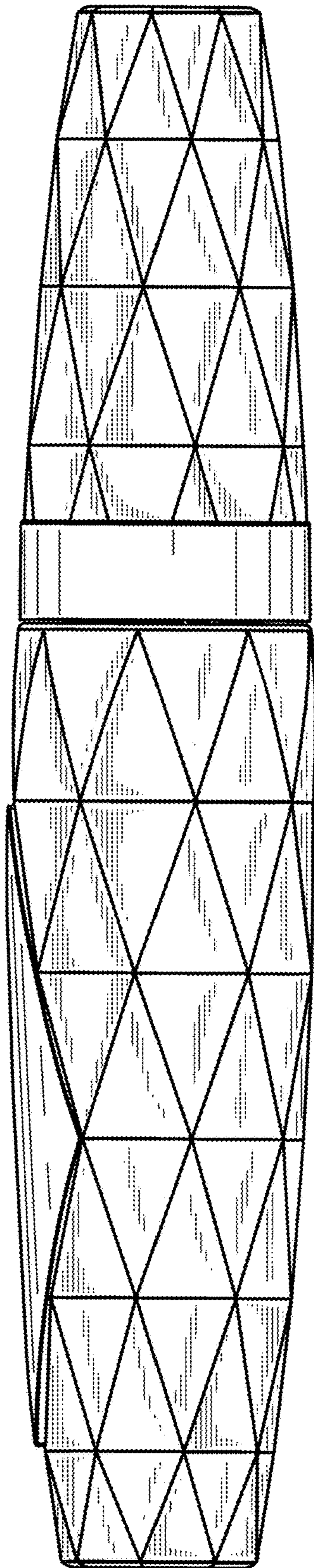


FIG. 5




FIG. 6

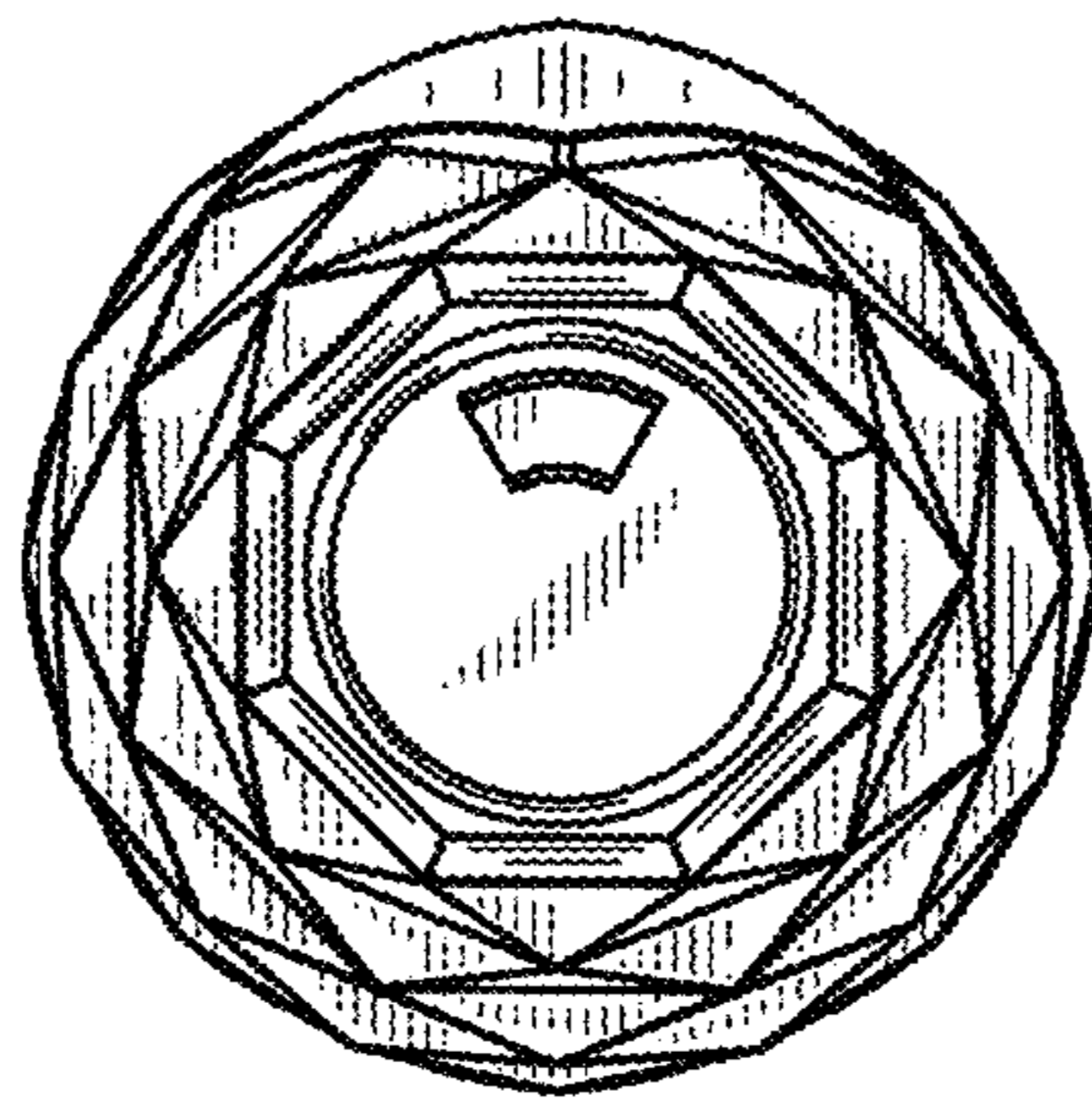


FIG. 7