



US00D876015S

(12) **United States Design Patent**
Lin et al.

(10) **Patent No.:** **US D876,015 S**
(45) **Date of Patent:** **** Feb. 18, 2020**

(54) **HAIR CURLER**

(71) Applicant: **Dongguan Bidisco Electric Co., Ltd.**,
Dongguan (CN)

(72) Inventors: **Qionquan Lin**, Dongguan (CN);
Shenglong Wei, Dongguan (CN);
Shengquan Wang, Dongguan (CN);
Taiqiao Yin, Dongguan (CN); **Peikai**
Zhu, Dongguan (CN)

(73) Assignee: **DONGGUAN BIDISCO ELECTRIC**
CO., LTD., Dongguan (CN)

(**) Term: **15 Years**

(21) Appl. No.: **29/663,494**

(22) Filed: **Sep. 17, 2018**

(30) **Foreign Application Priority Data**

Aug. 17, 2018 (CN) 2018 3 0457966

(51) **LOC (12) Cl.** **28-03**

(52) **U.S. Cl.**
USPC **D28/35**

(58) **Field of Classification Search**
USPC D28/10, 35, 37-38
CPC A45D 2/00; A45D 2001/045; A45D 1/16;
A45D 1/04; A45D 1/18; A45D 1/06-14;
A45D 2/02-10; A45D 2/38-42; A45D
2/001-002
See application file for complete search history.

(56) **References Cited**

U.S. PATENT DOCUMENTS

D559,447 S * 1/2008 Leung D28/35
D596,797 S * 7/2009 Kwok D28/35

D605,357 S * 12/2009 Kwok D28/35
7,730,895 B2 * 6/2010 Maddocks A45D 1/06
132/224
8,232,505 B2 * 7/2012 Hottenrott A45D 1/06
132/232
D769,523 S * 10/2016 Fan D28/35
D833,070 S * 11/2018 Chandra D28/35
D835,843 S * 12/2018 Fan D28/35
D850,002 S * 5/2019 Bates D28/35
D854,245 S * 7/2019 Takemura D28/35
D861,985 S * 10/2019 Liao D28/35
2017/0164707 A1 * 6/2017 Cowdry H05B 3/06

* cited by examiner

Primary Examiner — Jennifer Rivard

(74) *Attorney, Agent, or Firm* — Hemisphere Law, PLLC;
Zhigang Ma

(57) **CLAIM**

The ornamental design for a hair curler, as shown and described.

DESCRIPTION

FIG. 1 is a perspective view of a hair curler, showing our new design;

FIG. 2 is a front view thereof;

FIG. 3 is a rear view thereof;

FIG. 4 is a left side view thereof;

FIG. 5 is a right side view thereof;

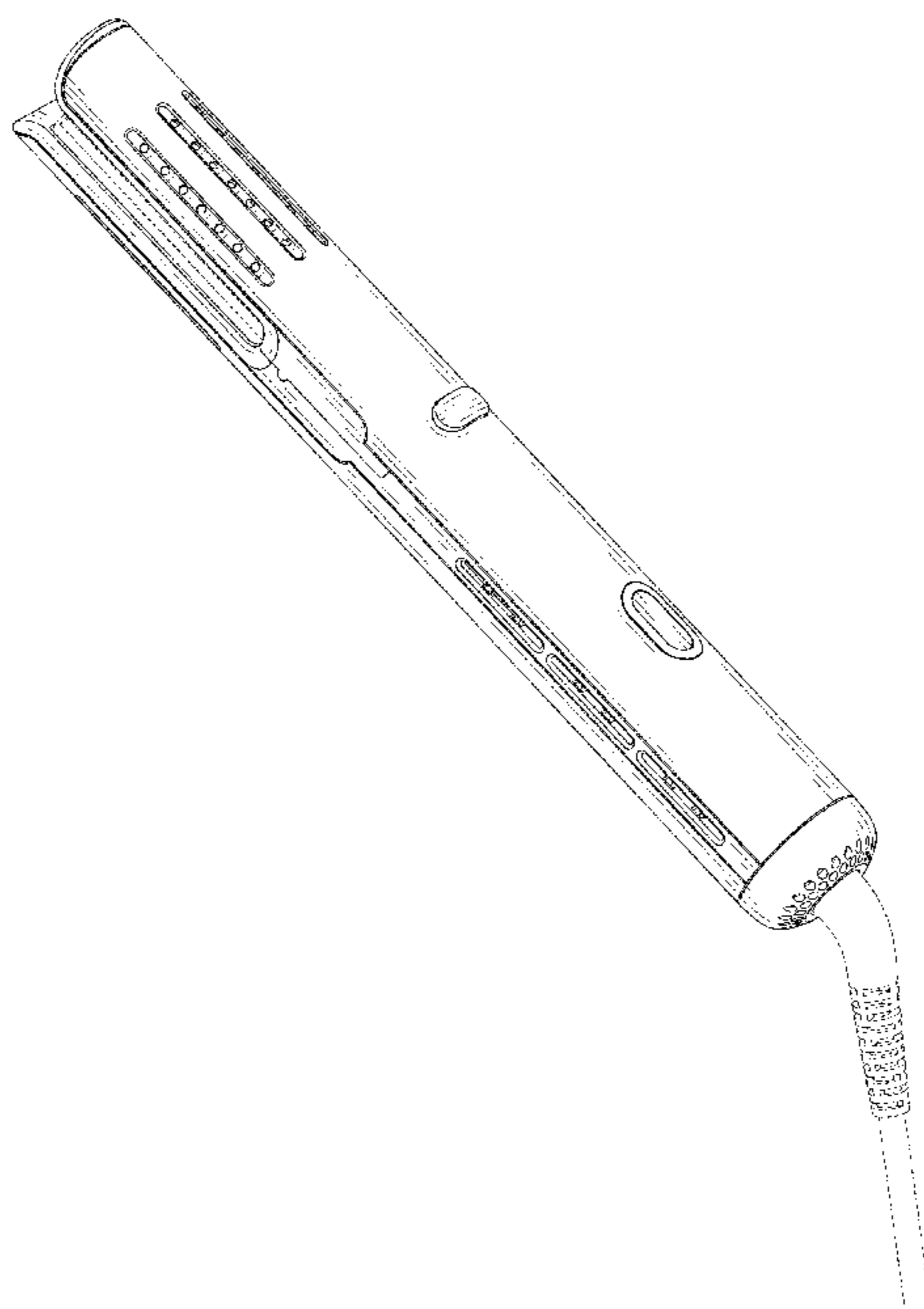
FIG. 6 is a top plan view thereof;

FIG. 7 is a bottom plan view thereof; and,

FIG. 8 is another perspective view thereof showing an alternate condition.

The broken lines shown are included for the purpose of illustrating portions of the hair curler which form no part of the claimed design.

1 Claim, 5 Drawing Sheets



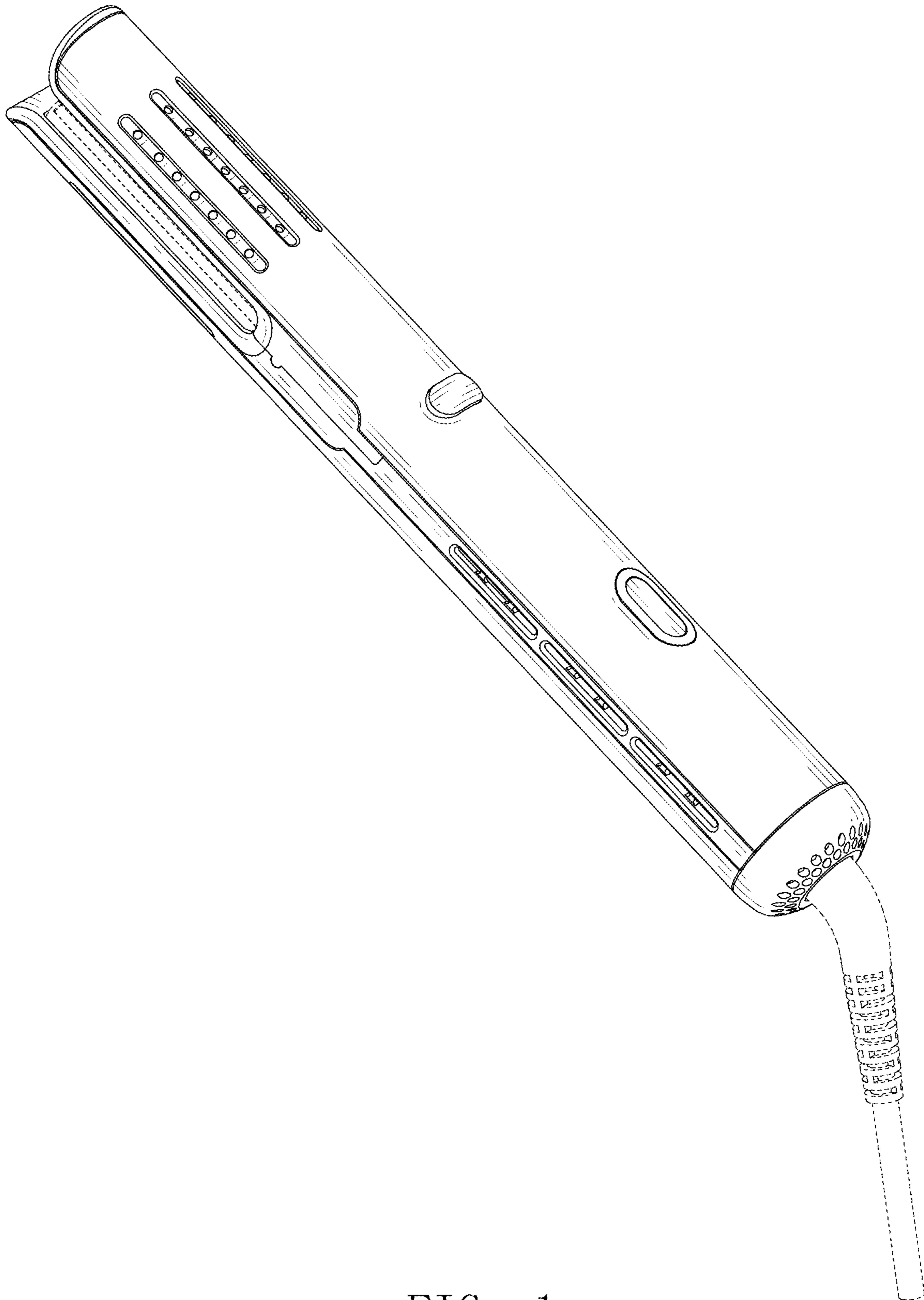


FIG. 1

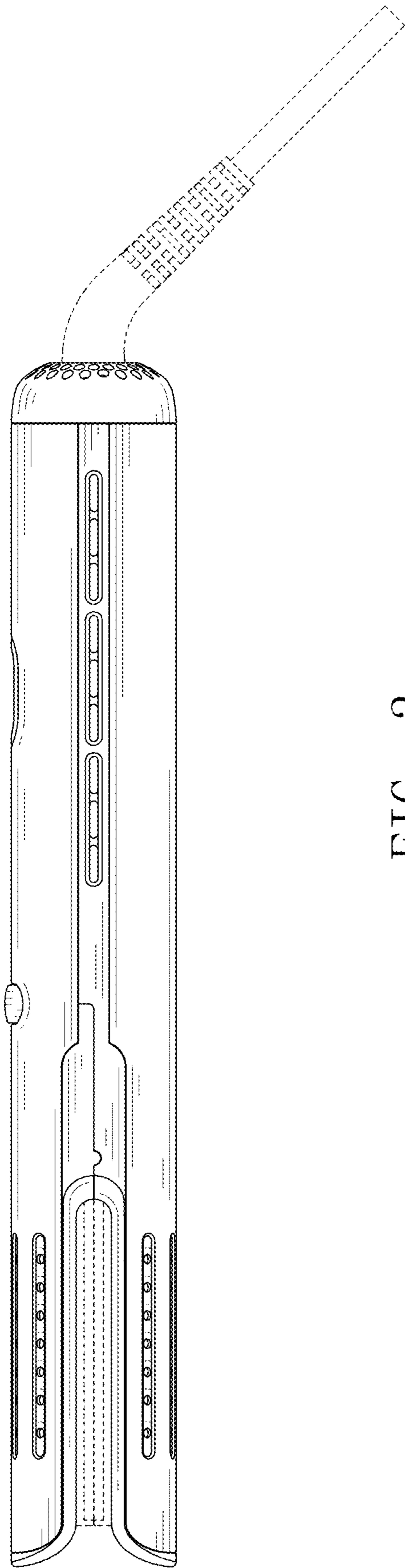


FIG. 2

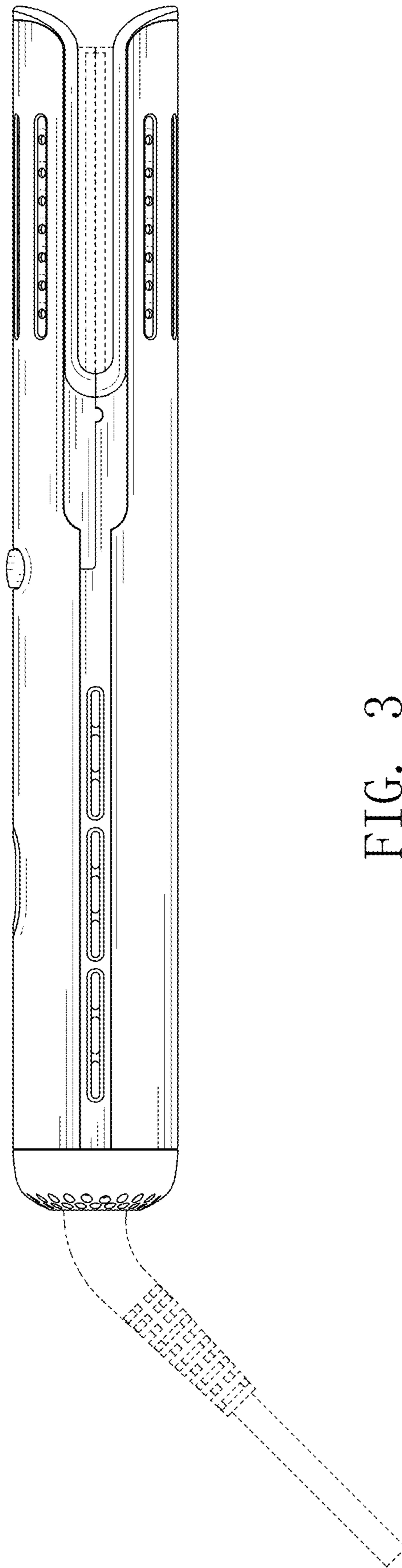


FIG. 3

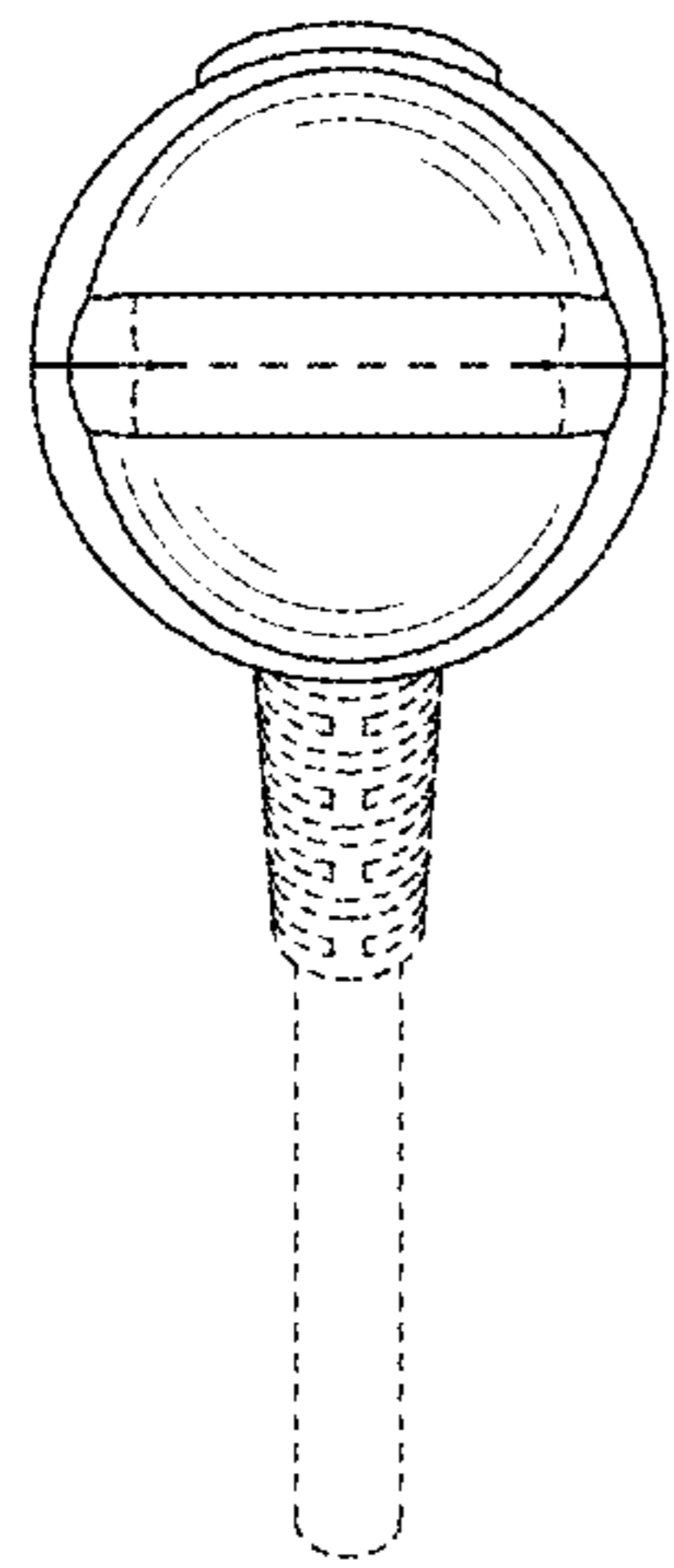


FIG. 4

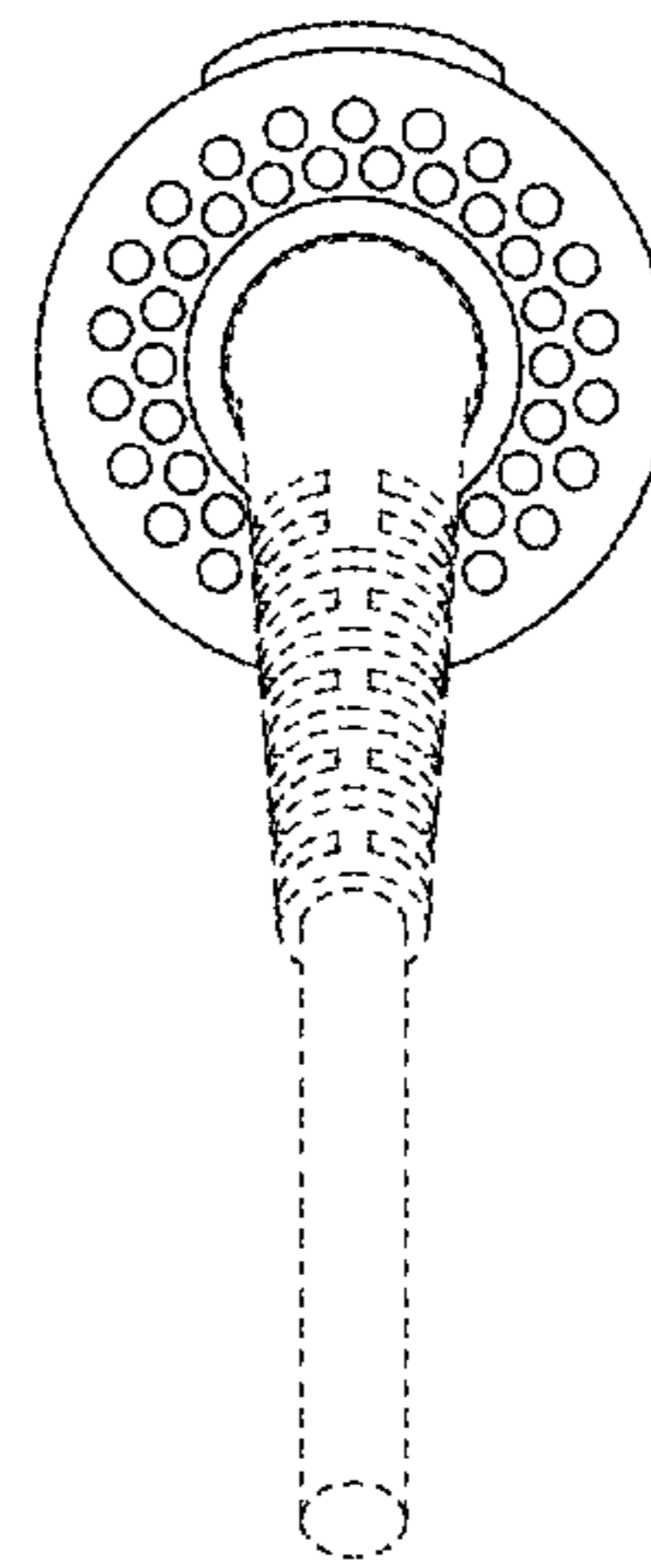


FIG. 5

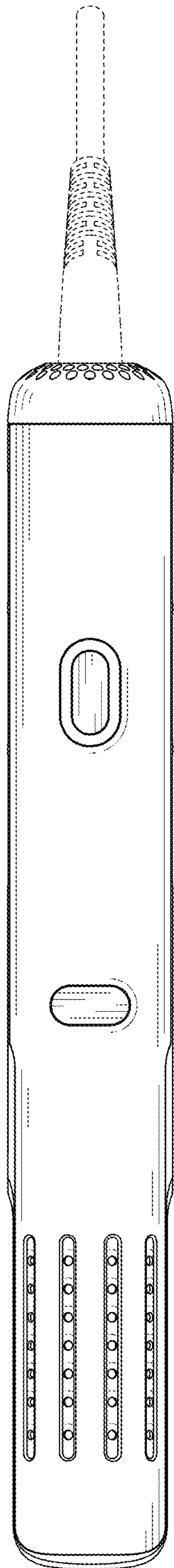


FIG. 6




FIG. 7

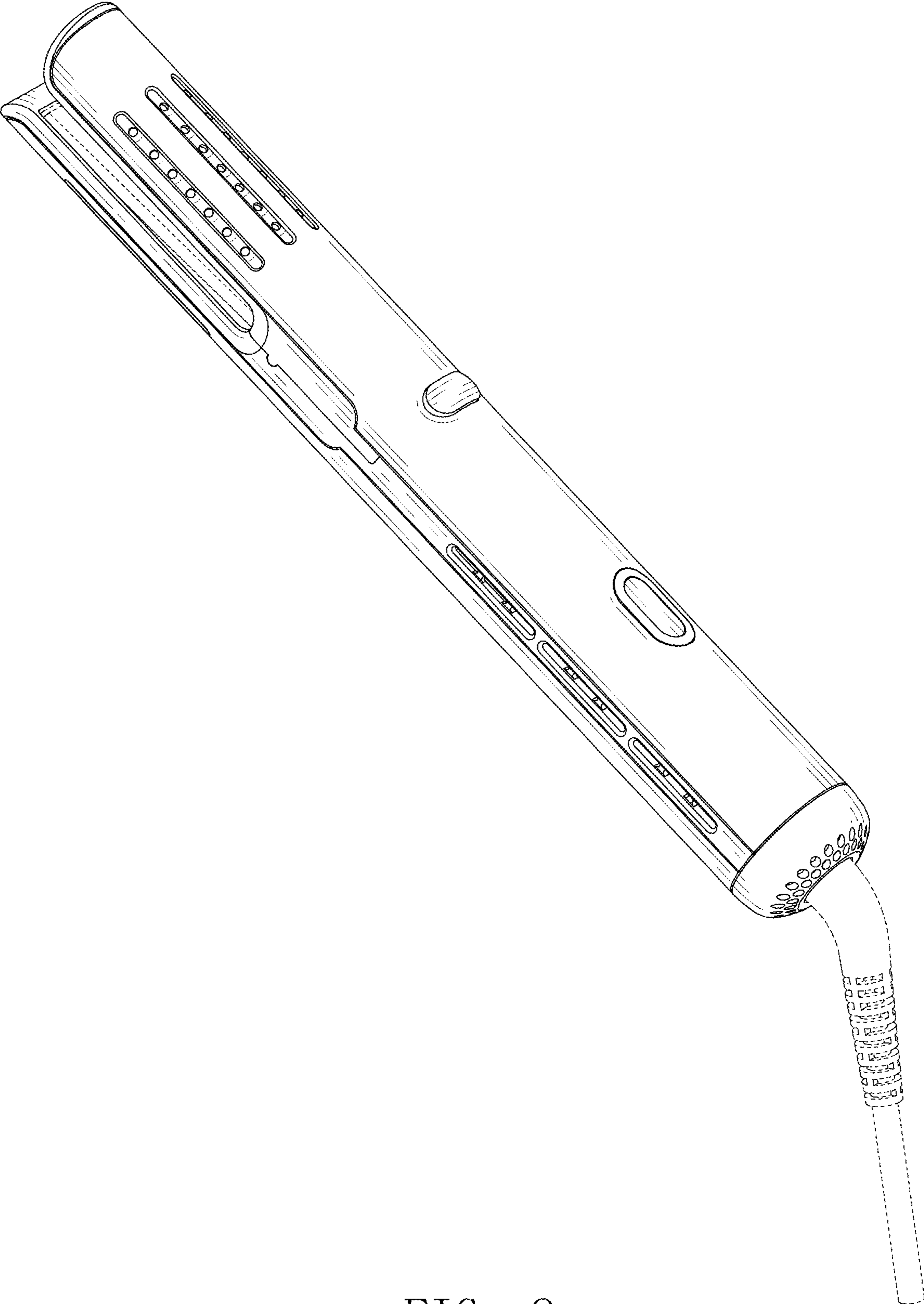


FIG. 8