



US00D876011S

(12) **United States Design Patent** (10) **Patent No.:** **US D876,011 S**  
**Huchet** (45) **Date of Patent:** **\*\* Feb. 18, 2020**

(54) **DISPENSING HEAD**

40/262; A45C 40/262; A61M 35/00;  
A61M 35/003

See application file for complete search history.

(71) Applicant: **APTAR FRANCE SAS**, Le Neubourg  
(FR)

(56) **References Cited**

(72) Inventor: **Line Huchet**, Saint Germain en Laye  
(FR)

U.S. PATENT DOCUMENTS

(\*\*) Term: **15 Years**

(21) Appl. No.: **35/504,474**

(22) Filed: **Dec. 6, 2017**

(80) **Hague Agreement Data**

Int. Filing Date: **Dec. 6, 2017**

Int. Reg. No.: **DM/099705**

Int. Reg. Date: **Dec. 6, 2017**

Int. Reg. Pub. Date: **Feb. 23, 2018**

6,039,053	A	*	3/2000	Turrentine	.....	A45D 40/262
						132/317
D579,786	S	*	11/2008	Py	.....	D9/724
D580,785	S	*	11/2008	Py	.....	D9/724
D630,951	S	*	1/2011	Lim	.....	D9/723
D641,468	S	*	7/2011	Ruiz, Sr.	.....	D24/133
D649,048	S	*	11/2011	Baker	.....	D9/435
D655,621	S	*	3/2012	Py	.....	D9/724
D658,076	S	*	4/2012	McCoy	.....	D9/723
D685,948	S	*	7/2013	Pires	.....	D28/7
D696,788	S	*	12/2013	Duquet	.....	D24/222
D734,539	S	*	7/2015	Yeo	.....	D28/7
D753,341	S	*	4/2016	Moreaux	.....	D28/7
D772,073	S	*	11/2016	Kerr	.....	D9/686
D774,922	S	*	12/2016	Moreaux	.....	D9/724
D780,593	S	*	3/2017	Teller	.....	D9/682
D793,005	S	*	7/2017	Scott	.....	D27/189
D830,627	S	*	10/2018	Duquet	.....	D28/7

\* cited by examiner

(30) **Foreign Application Priority Data**

Jun. 21, 2017 (EM) ..... 004060200-0001

Jun. 21, 2017 (EM) ..... 004060200-0002

Jun. 21, 2017 (EM) ..... 004060200-0003

*Primary Examiner* — Richard E Chilcot

(74) *Attorney, Agent, or Firm* — Sughrue Mion, PLLC

(51) **LOC (12) Cl.** ..... **28-02**

(52) **U.S. Cl.**

USPC ..... **D28/7**

CPC ..... **A45D 40/00** (2013.01)

(58) **Field of Classification Search**

USPC .... D28/7, 8, 82, 83, 85; D24/168, 187, 189,

D24/190; D9/723, 724; 15/105.52,

15/105.53, 106, 107, 110, 111, 167.1, 13

CPC ..... A45D 2200/10; A45D 2200/1009; A45D

2200/1036; A45D 2200/1063; A45D

(57) **CLAIM**

The ornamental design for a dispensing head, as shown and described.

**DESCRIPTION**

1. Dispensing head

1.1 : Perspective

1.2 : Front

1.3 : Back

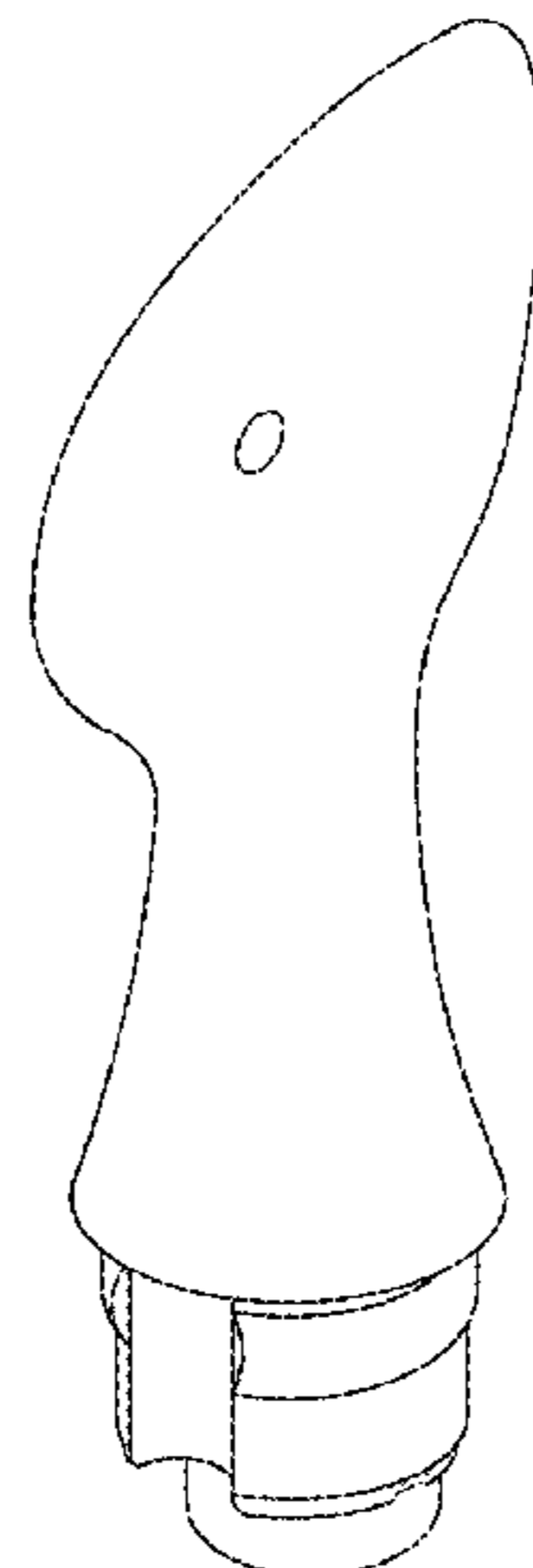
1.4 : Right

1.5 : Left

1.6 : Top

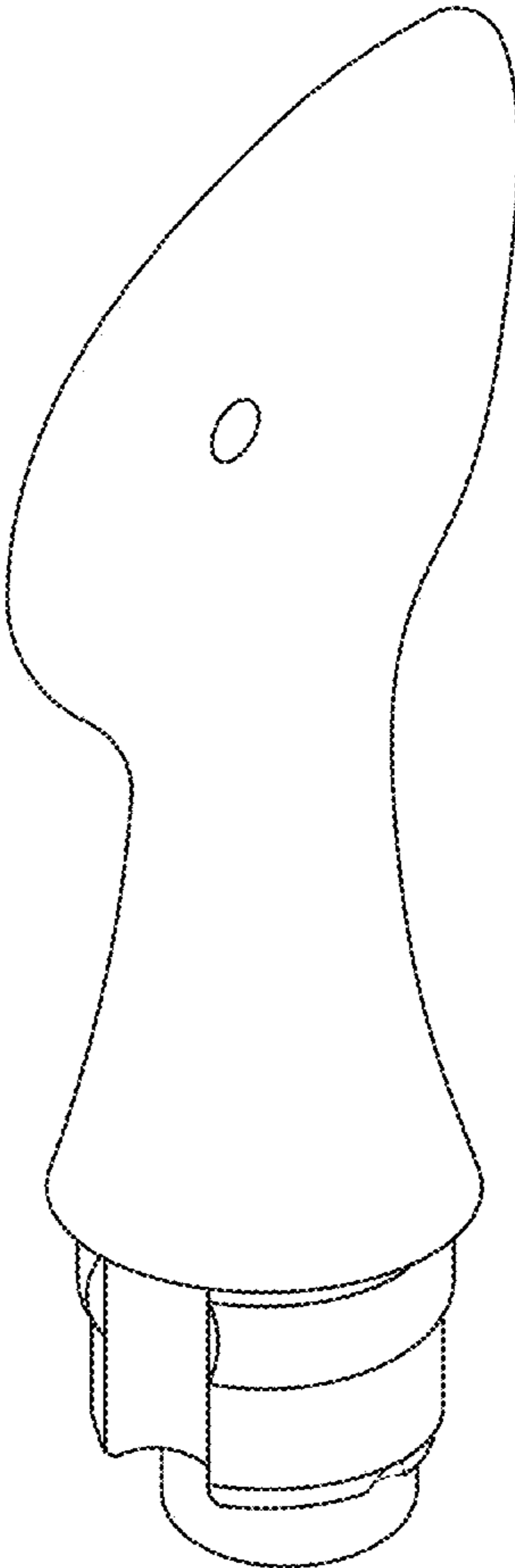
1.7 : Bottom

(Continued)

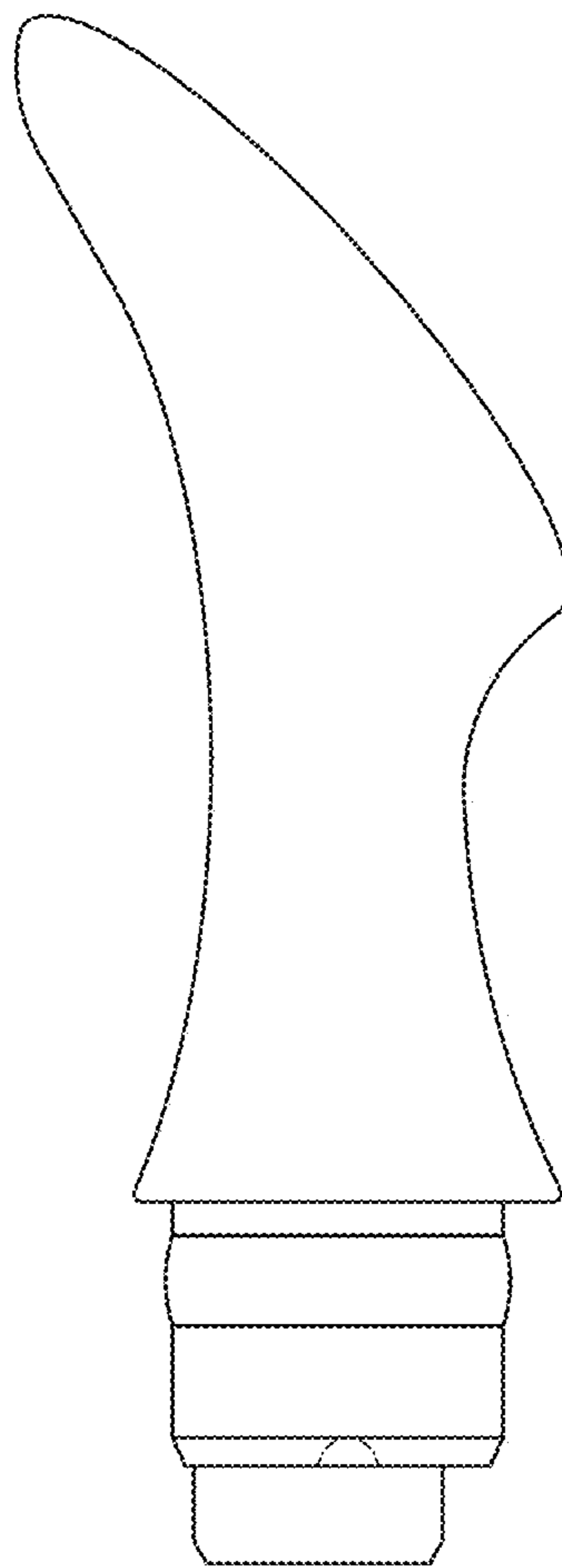


The features of the dispenser head shown in broken lines form no part of the claimed design.

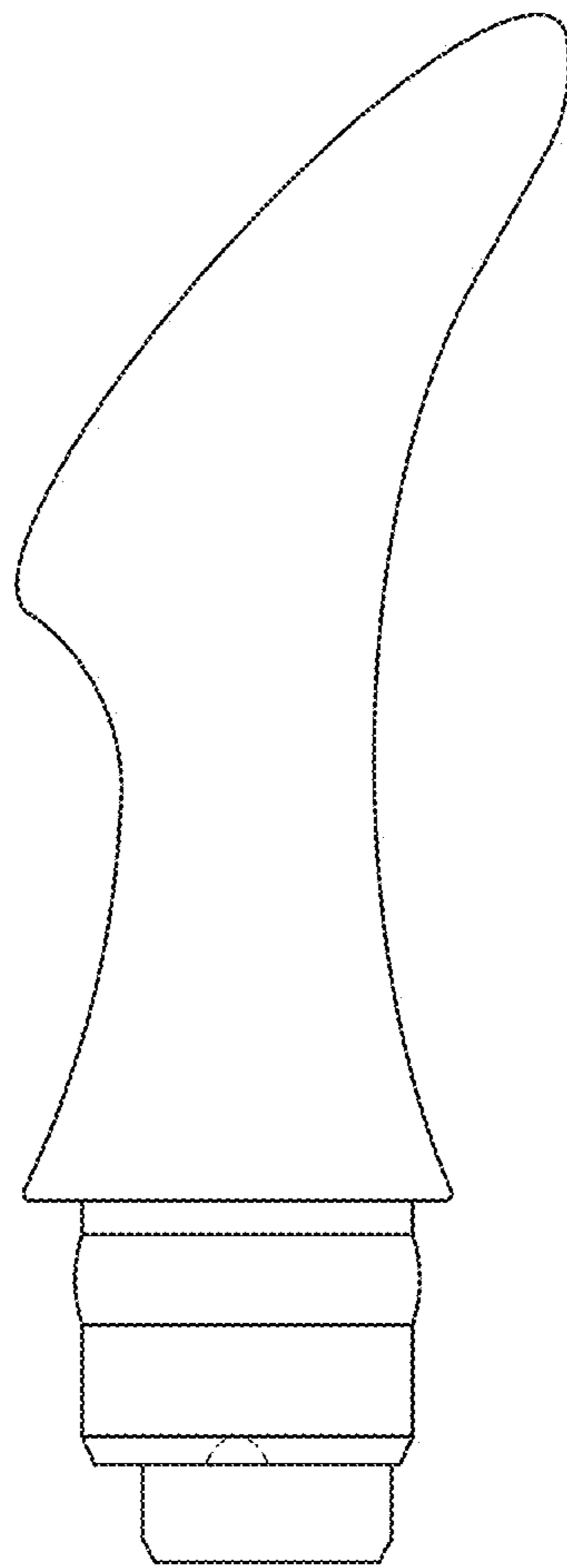
**1 Claim, 7 Drawing Sheets**



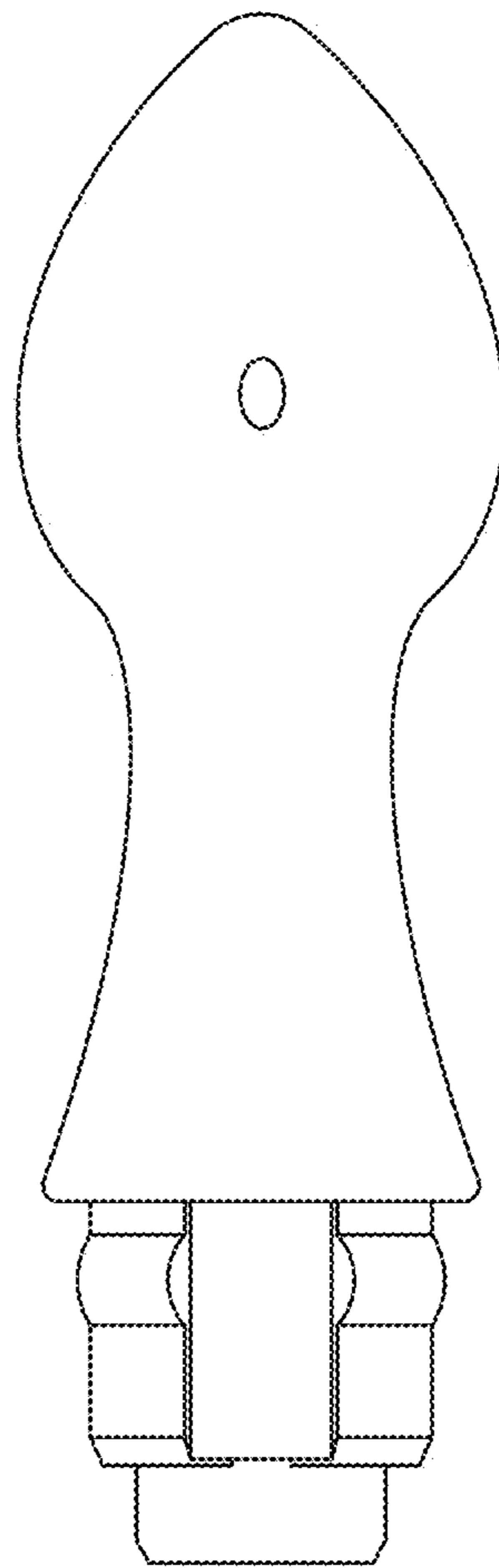
1.1



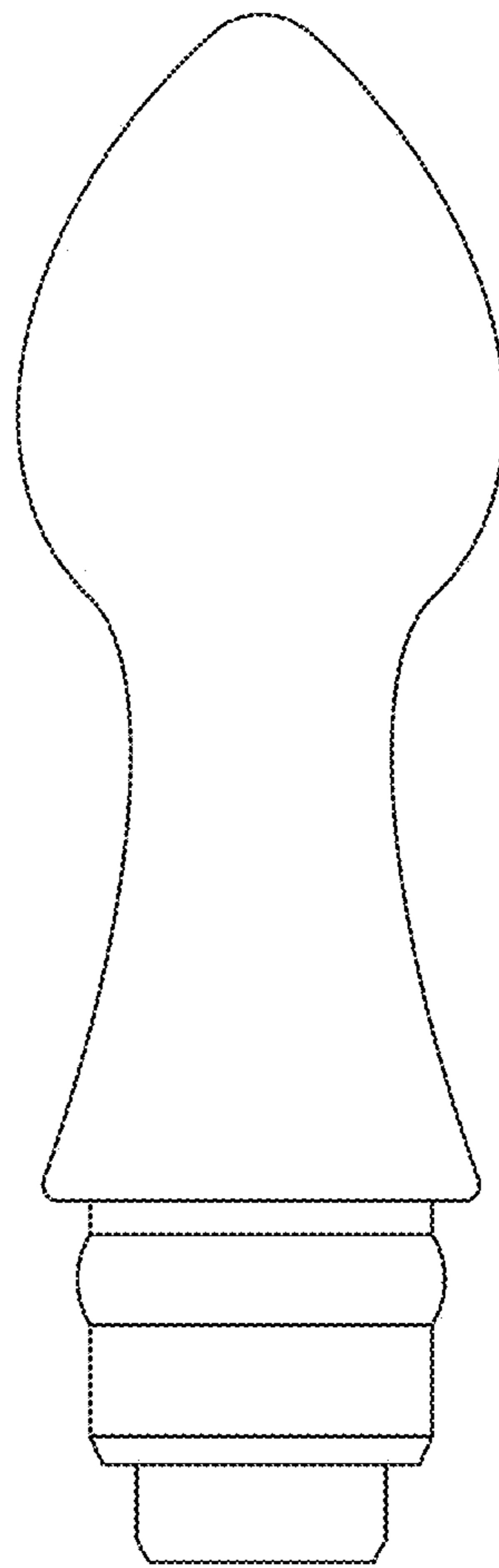
1.2



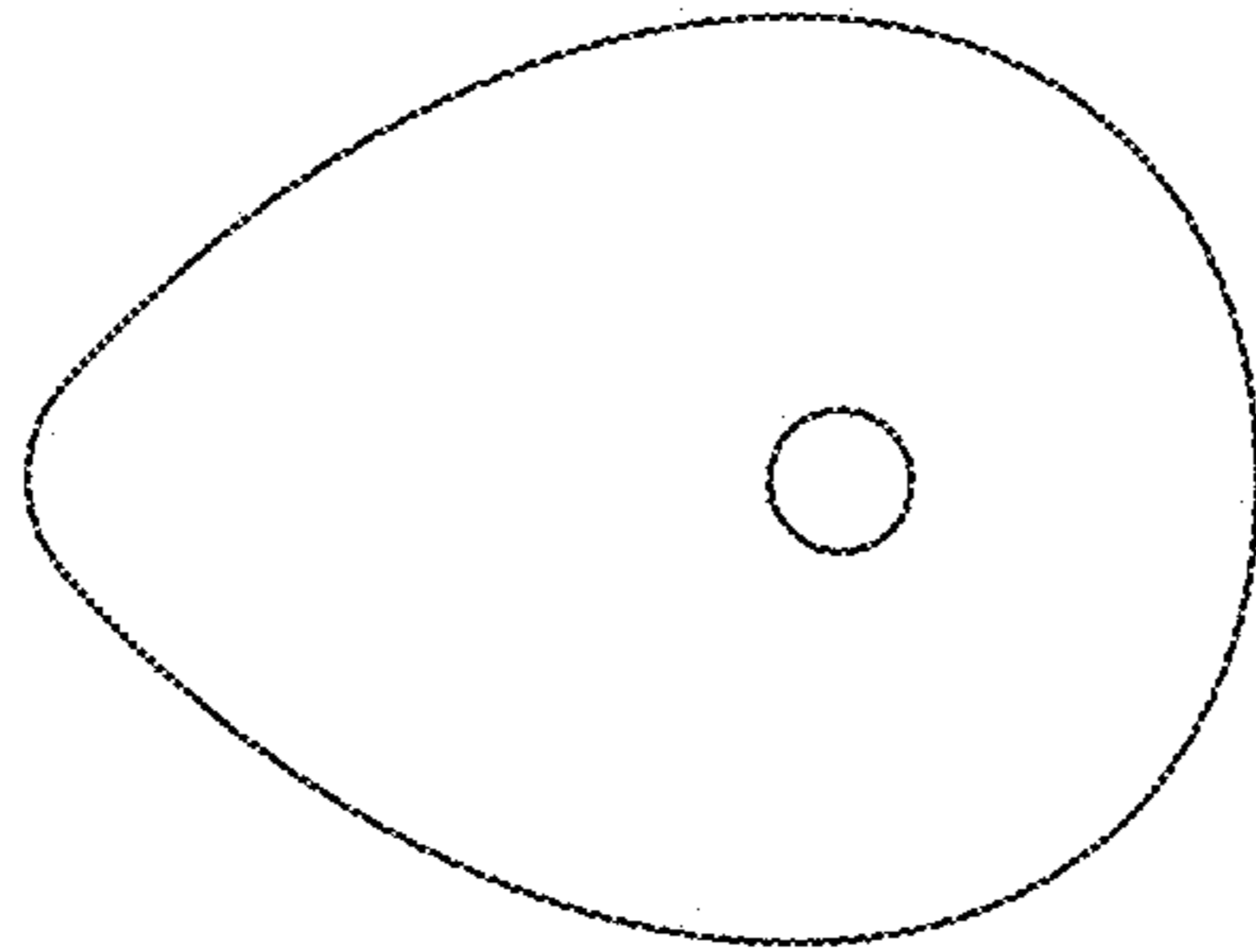
1.3



1.4

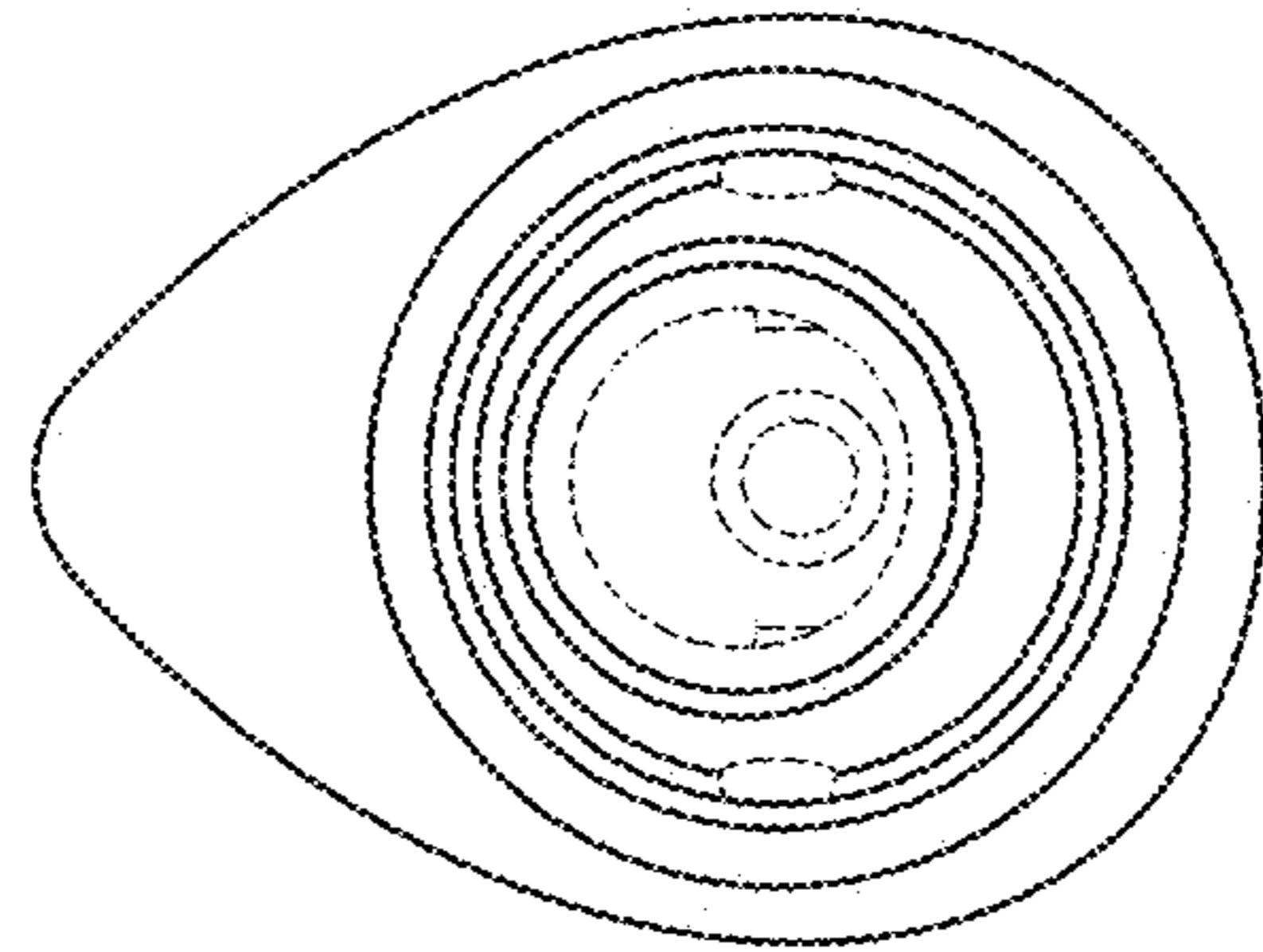


1.5



1.6





1.7