

US00D876006S

(12) **United States Design Patent**
Qiu et al.

(10) **Patent No.:** **US D876,006 S**
(45) **Date of Patent:** **** Feb. 18, 2020**

- (54) **ELECTRONIC CIGARETTE**
- (71) Applicant: **Joyetech Europe Holding GmbH**, Zug (CH)
- (72) Inventors: **Weihua Qiu**, Jiangsu (CN); **Jialian Zhao**, Jiangsu (CN)
- (73) Assignee: **JOYETECH EUROPE HOLDING GMBH**, Zug (CH)
- (**) Term: **15 Years**
- (21) Appl. No.: **29/670,896**
- (22) Filed: **Nov. 20, 2018**
- (30) **Foreign Application Priority Data**

May 28, 2018 (CN) 2018 3 0253003

(51) **LOC (12) Cl.** **27-02**

(52) **U.S. Cl.**
USPC **D27/162**

(58) **Field of Classification Search**
USPC D27/162, 100, 101, 106, 108, 161, 163, D27/165-172, 174, 175, 176, 183, D27/185-194; D24/110, 110.5; 131/273, 131/274, 191, 328, 329, 330; 128/202.21, 128/203.12
CPC A24F 47/002; A24F 47/004; A24F 47/006; A24F 47/008; A61M 15/00; A61M 15/06
See application file for complete search history.

(56) **References Cited**

U.S. PATENT DOCUMENTS

- D799,110 S * 10/2017 Qiu D27/101
- D799,113 S * 10/2017 Qiu D27/101
- D815,341 S * 4/2018 Qiu D27/101
- D819,881 S * 6/2018 Qiu D27/101
- D822,896 S * 7/2018 Durand D27/101
- D829,371 S * 9/2018 Durand D27/101

- D829,980 S * 10/2018 Qiu D27/162
- D832,500 S * 10/2018 Qiu D27/162
- D834,246 S * 11/2018 Qiu D27/162
- D837,446 S * 1/2019 Durand D27/101
- D844,240 S * 3/2019 Kauss D27/194
- D851,827 S * 6/2019 Clark D27/162
- D855,251 S * 7/2019 Qiu D27/162
- D859,735 S * 9/2019 Qiu D27/162

(Continued)

Primary Examiner — Marissa J Cash

Assistant Examiner — Rebecca Tsehaye

(74) *Attorney, Agent, or Firm* — Novick, Kim & Lee, PLLC; Allen Xue; Hyunn Woo Shin

(57) **CLAIM**


We claim the ornamental design for an electronic cigarette, as shown and described.

DESCRIPTION

FIG. 1 is a perspective view of a first embodiment of an electronic cigarette, showing our new design; FIG. 2 is a front elevational view thereof; FIG. 3 is a rear elevational view thereof; FIG. 4 is a left side elevational view thereof; FIG. 5 is a right side elevational view thereof; FIG. 6 is a top plan view thereof; FIG. 7 is a bottom plan view thereof; FIG. 8 is a perspective view of a second embodiment of the electronic cigarette; FIG. 9 is a front elevational view thereof; FIG. 10 is a rear elevational view thereof; FIG. 11 is a left side elevational view thereof; FIG. 12 is a right side elevational view thereof; FIG. 13 is a top plan view thereof; and, FIG. 14 is a bottom plan view thereof.

The dash-dash broken lines in the drawings show portions of the electronic cigarette which form no part of the claimed design. The dot-dash broken lines in the drawings show boundary lines which form no part of the claimed design.

1 Claim, 14 Drawing Sheets



(56)

References Cited

U.S. PATENT DOCUMENTS

D860,517 S * 9/2019 Qiu D27/101
D861,973 S * 10/2019 Qiu D27/101

* cited by examiner

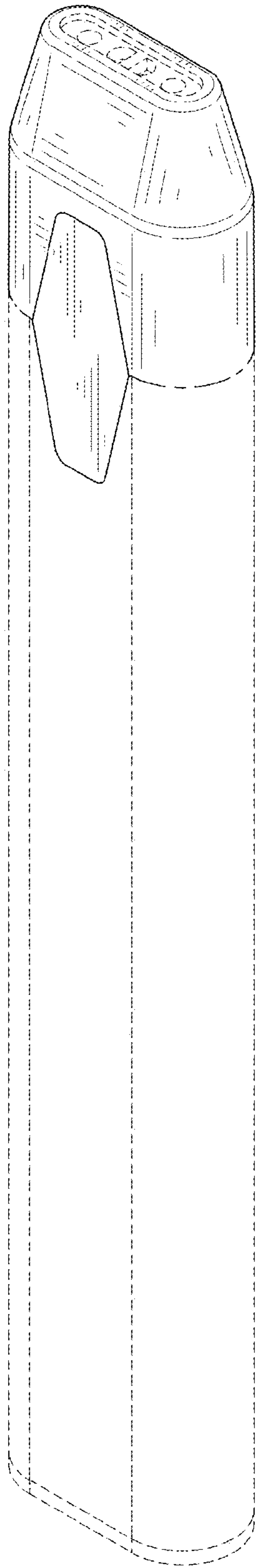


FIG.1




FIG.2

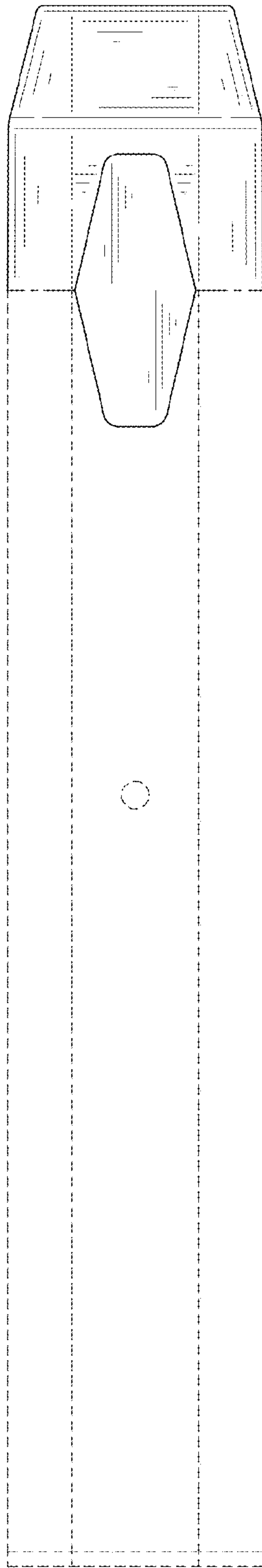


FIG.3



FIG.4




FIG.5

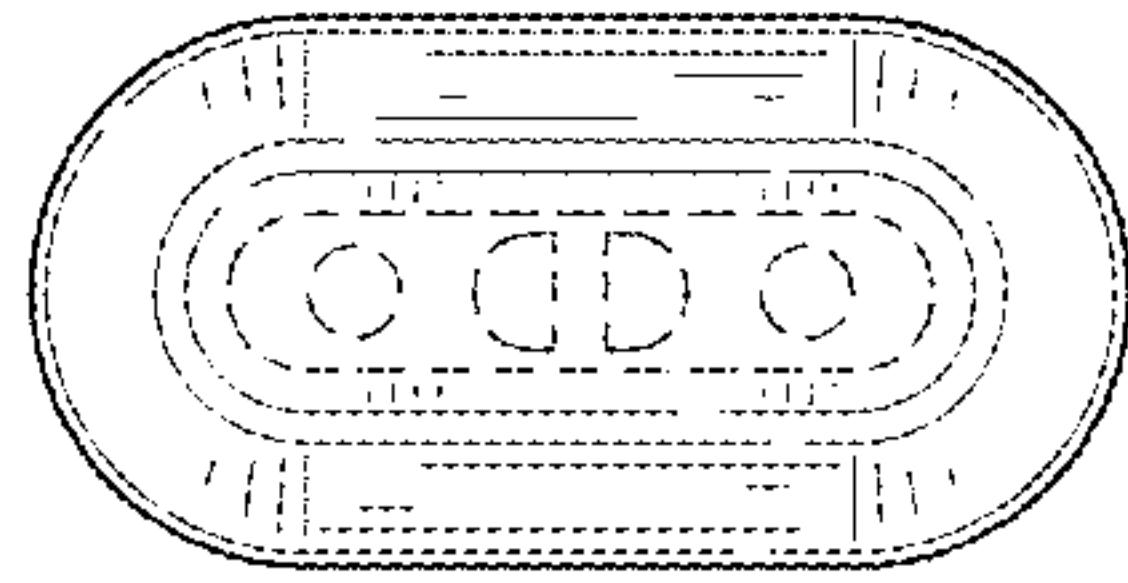


FIG.6

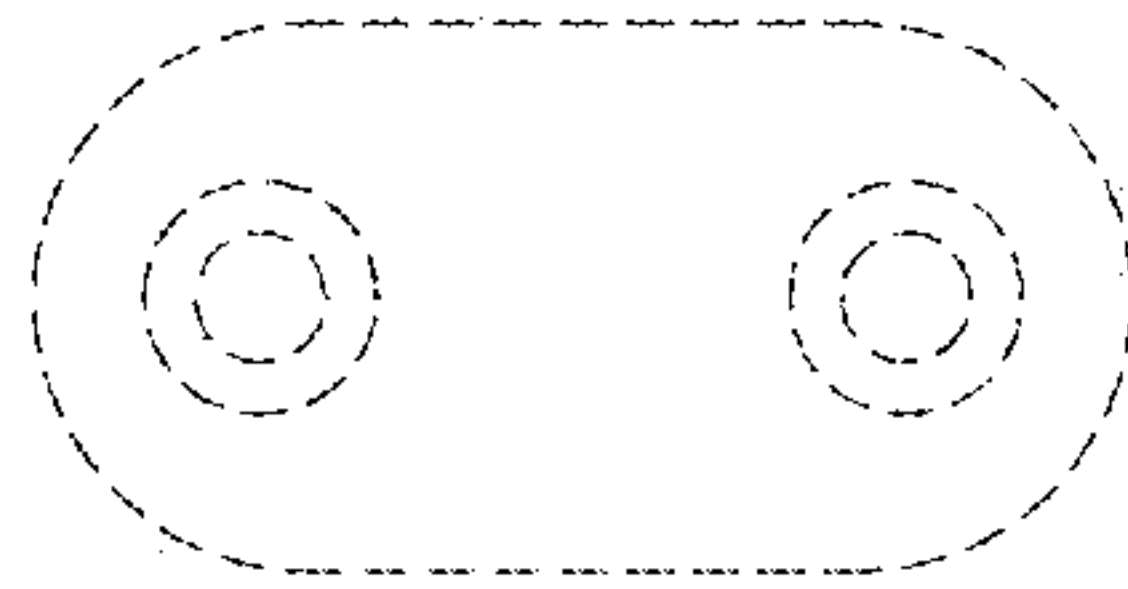


FIG. 7




FIG.8

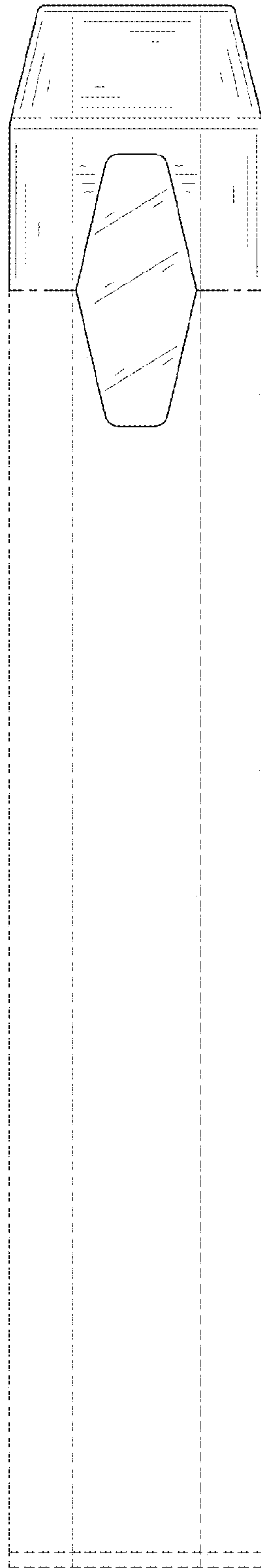


FIG.9

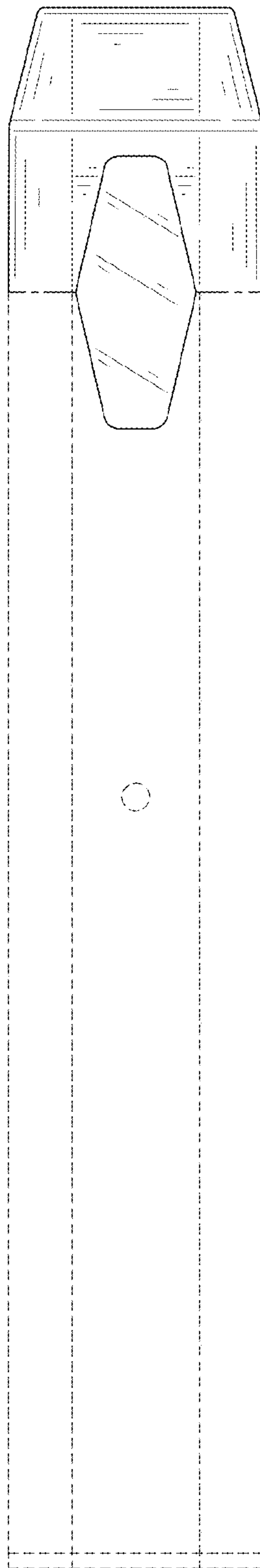


FIG. 10




FIG. 11




FIG.12

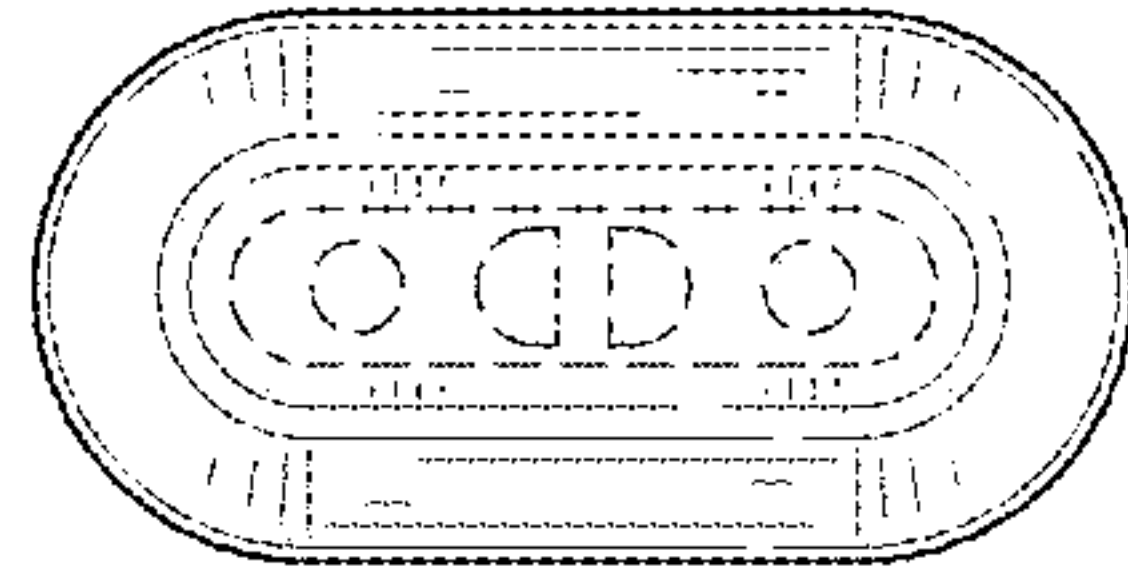


FIG.13

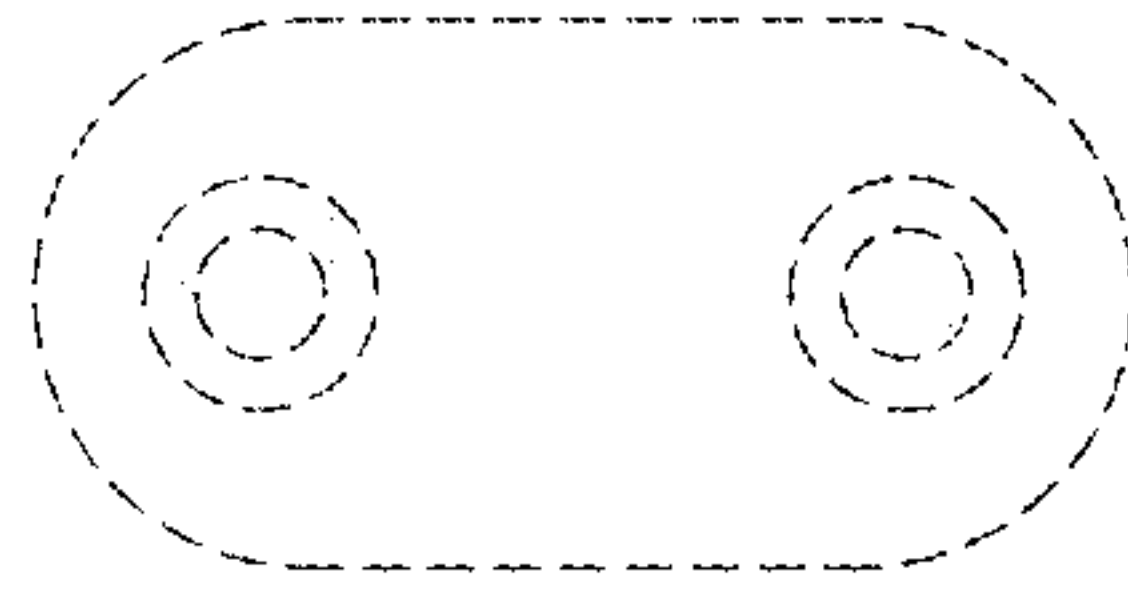


FIG.14