



US00D875977S

(12) **United States Design Patent**
Morelock et al.

(10) **Patent No.:** **US D875,977 S**

(45) **Date of Patent:** **** Feb. 18, 2020**

(54) **AUXILIARY LIGHT FOR A MOTORCYCLE SIDE CASE**

(71) Applicant: **Custom Dynamics LLC**, Youngsville, NC (US)

(72) Inventors: **David Morelock**, Escondido, CA (US);
Travis Downing, Carlsbad, CA (US)

(73) Assignee: **CUSTOM DYNAMICS LLC**, Youngsville, NC (US)

(**) Term: **15 Years**

(21) Appl. No.: **29/657,509**

(22) Filed: **Jul. 23, 2018**

(51) **LOC (12) Cl.** **D26-06**

(52) **U.S. Cl.**
USPC **D26/35; D12/114**

(58) **Field of Classification Search**
USPC D26/28-36, 139
CPC F21S 48/00; F21S 48/10; F21S 48/115;
F21S 48/225; F21S 48/1233; F21S 48/1266; F21S 48/1388; F21S 48/2268;
F21V 21/04; B60Q 9/13; B60Q 9/135; B60Q 9/1375

See application file for complete search history.

(56) **References Cited**

U.S. PATENT DOCUMENTS

D449,393	S	*	10/2001	Yamamoto	D26/28
D469,196	S	*	1/2003	Ohsawa	D26/35
D706,966	S	*	6/2014	Lai	D26/35
D706,967	S	*	6/2014	Lai	D26/35

OTHER PUBLICATIONS

Chinese Patent Office Notice of Amendment for Application No. 201930037082.0 dated Apr. 19, 2019 (2 pages, English translation included).

* cited by examiner

Primary Examiner — Marcus A Jackson

(74) *Attorney, Agent, or Firm* — Michael Best & Friedrich LLP

(57) **CLAIM**

The ornamental design for an auxiliary light for a motorcycle side case, as shown and described.

DESCRIPTION

FIG. 1 is a perspective view of the auxiliary light for a motorcycle side case.

FIG. 2 is a front elevational view of the auxiliary light for a motorcycle side case.

FIG. 3 is a back elevational view of the auxiliary light for a motorcycle side case.

FIG. 4 is a top plan view of the auxiliary light for a motorcycle side case.

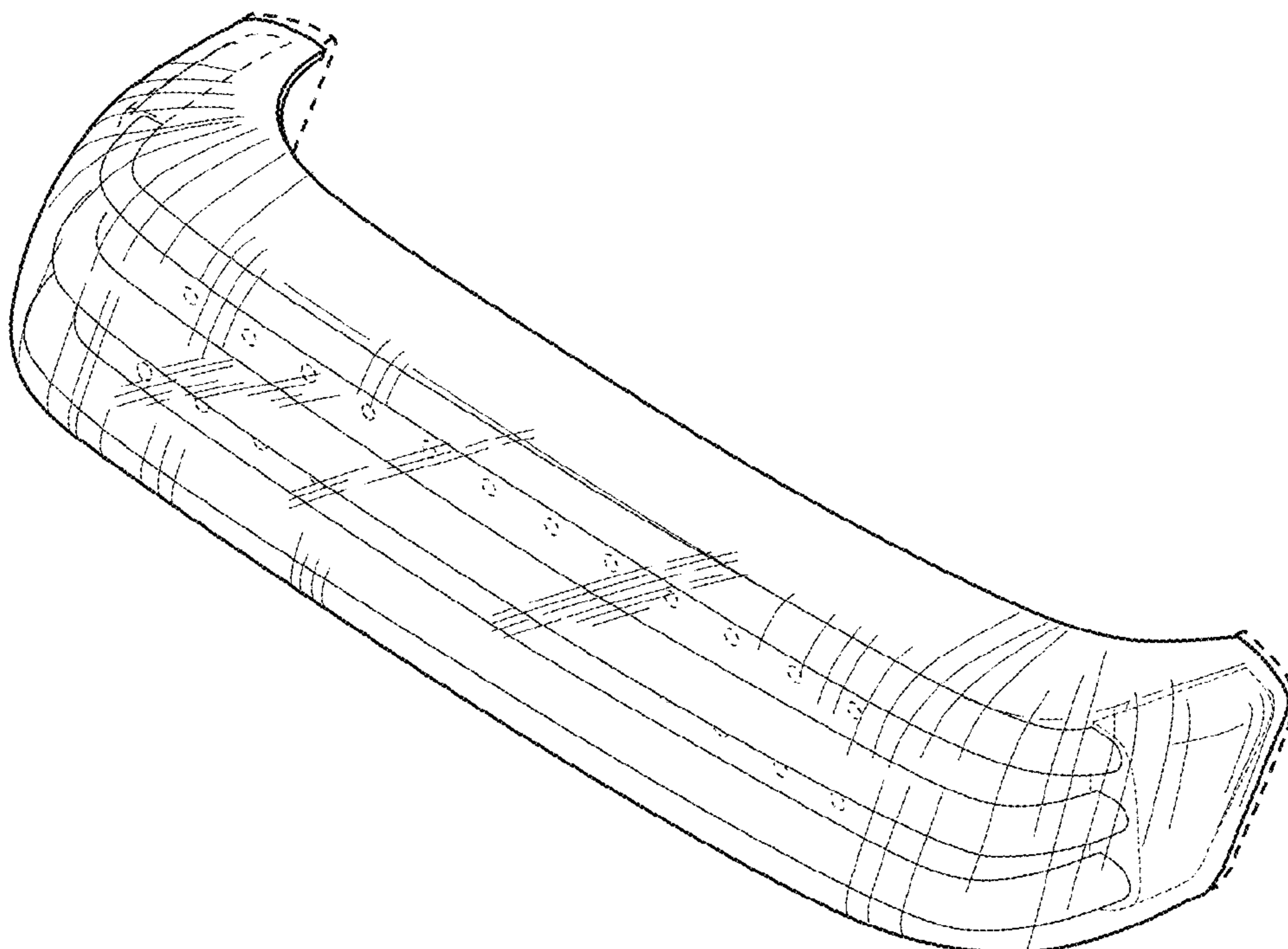
FIG. 5 is a bottom plan view of the auxiliary light for a motorcycle side case.

FIG. 6 is a side elevational view of the auxiliary light for a motorcycle side case shown in FIG. 4; and,

FIG. 7 is a side elevational view of the opposite side of the auxiliary light for a motorcycle side case shown in FIGS. 1 and 6.

The broken lines form no part of the claimed design.

1 Claim, 4 Drawing Sheets



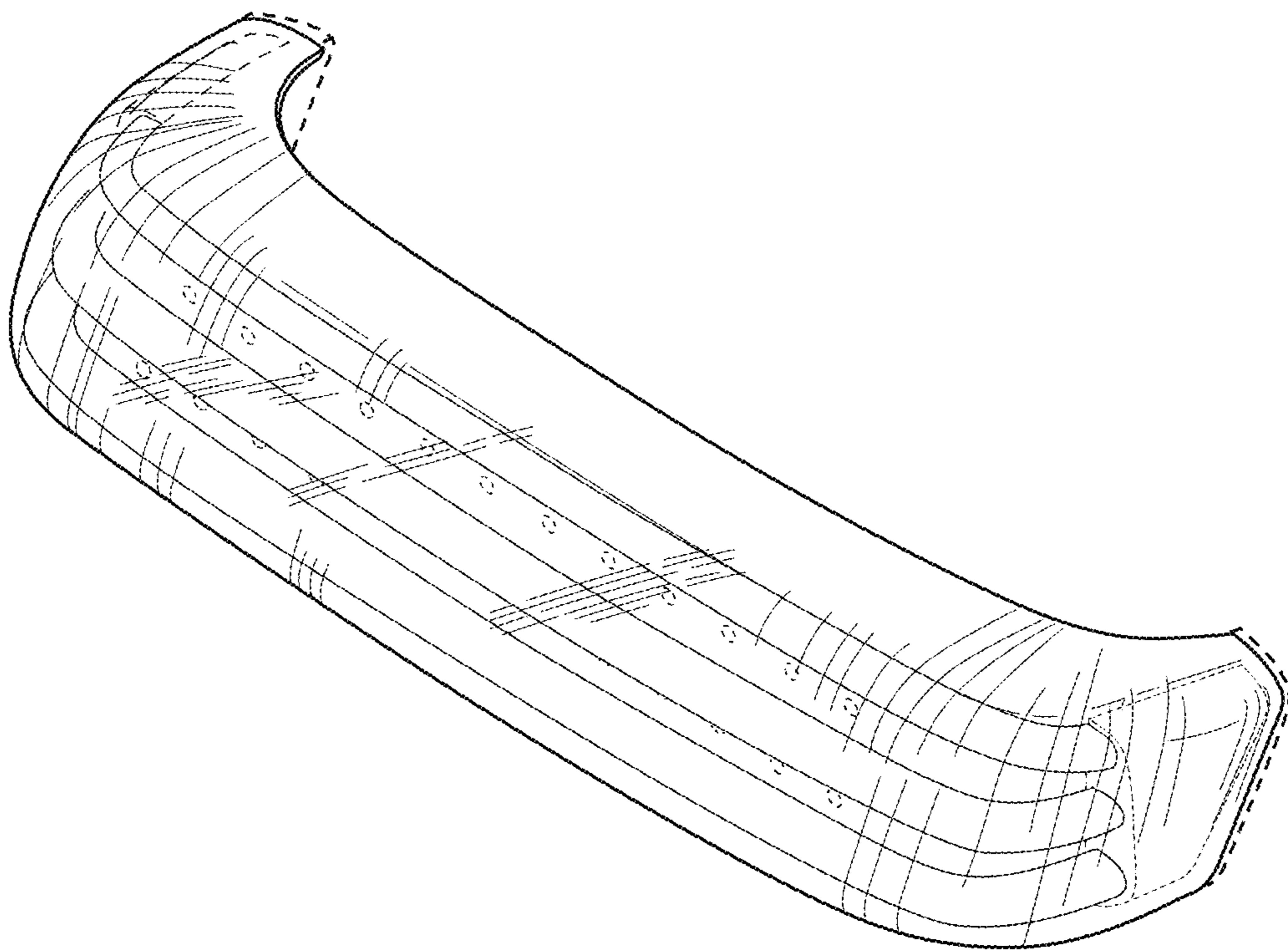


FIG. 1

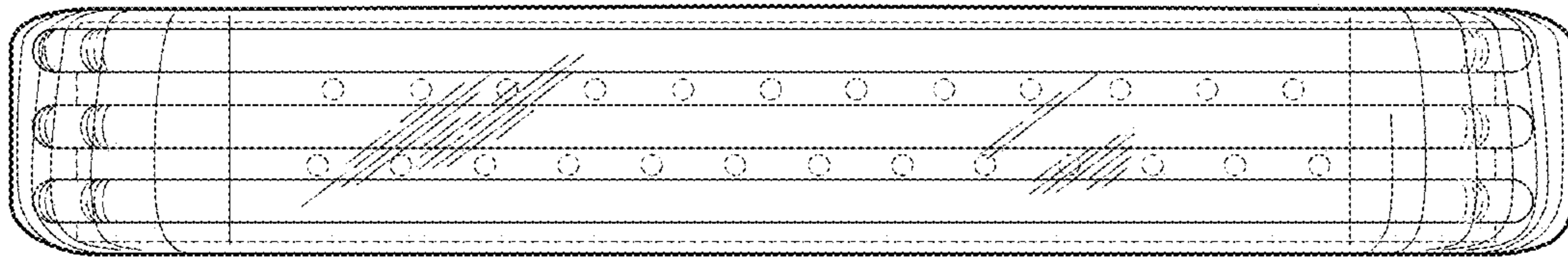


FIG. 2

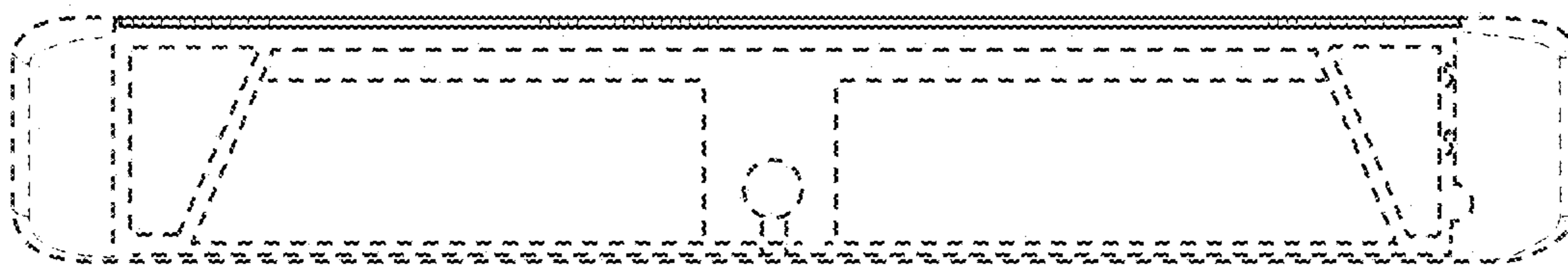


FIG. 3




FIG. 4

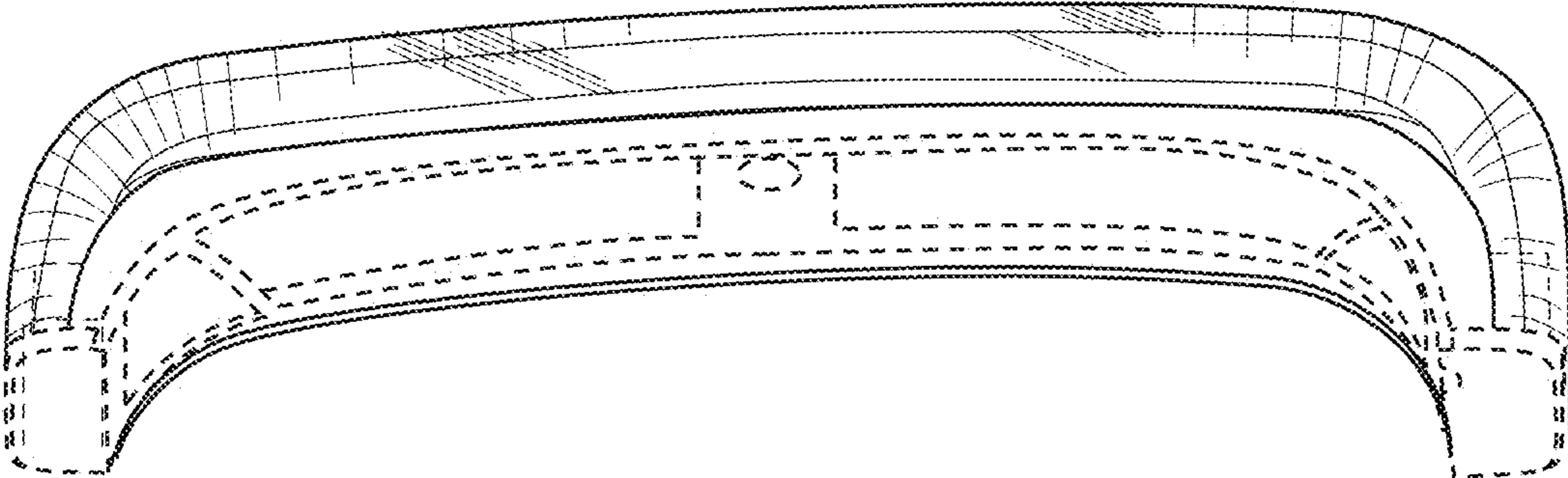


FIG. 5

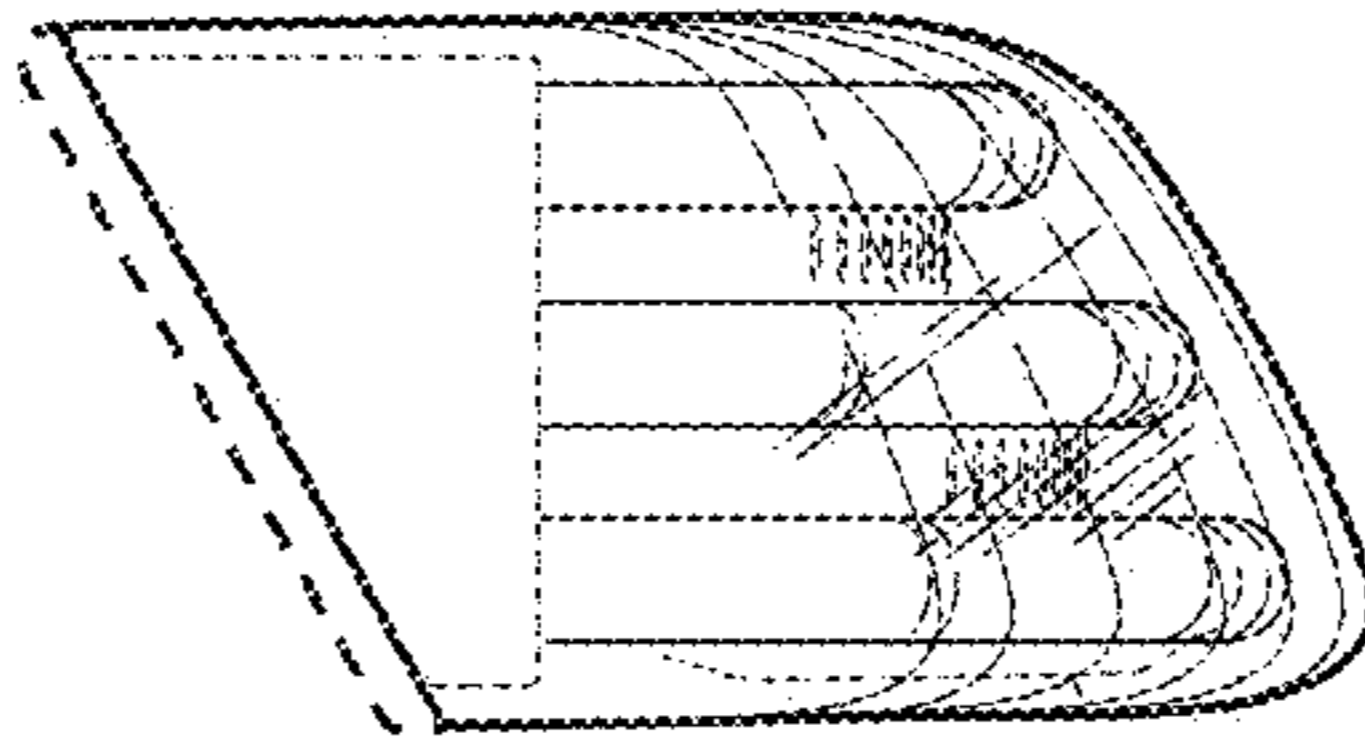


FIG. 6

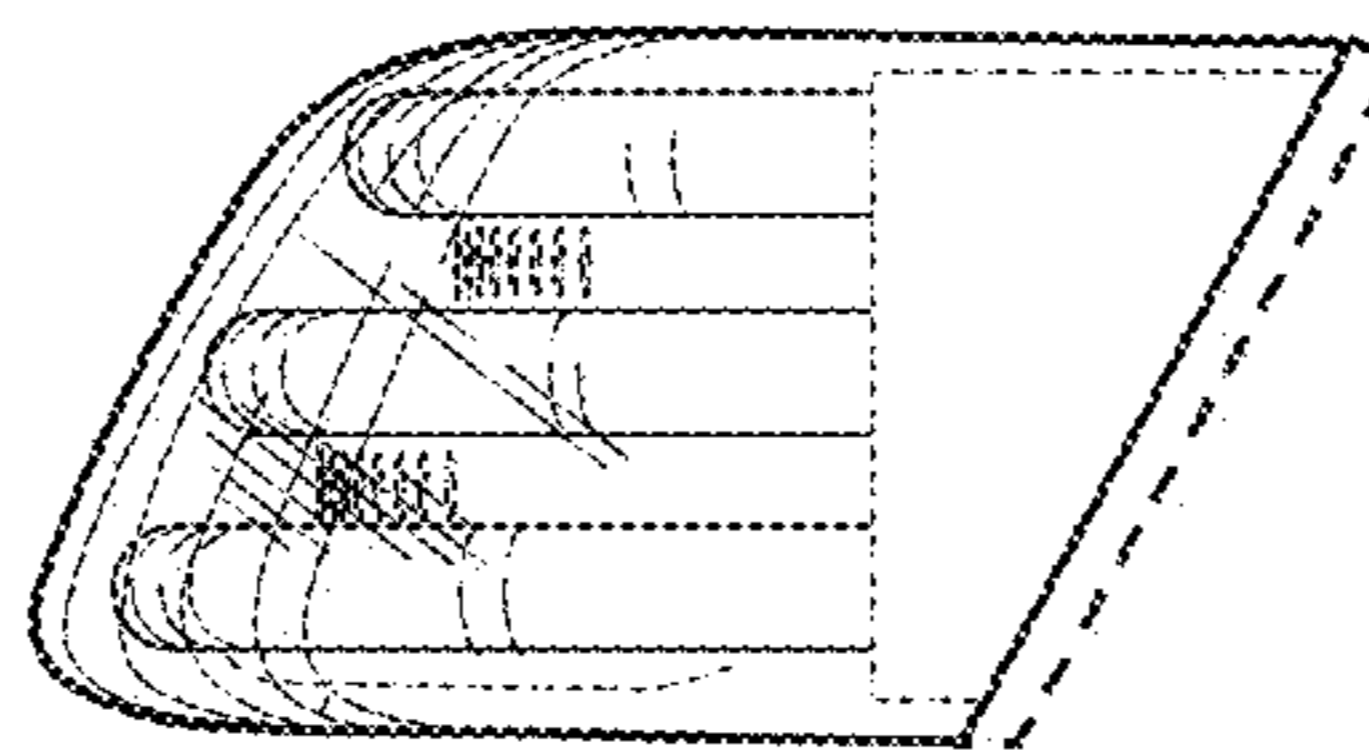


FIG. 7