



US00D875972S

(12) **United States Design Patent**  
**Li**

(10) **Patent No.:** **US D875,972 S**

(45) **Date of Patent:** **\*\* Feb. 18, 2020**

(54) **CANOPY LAMP**

(71) Applicant: **Torshare Ltd.**, Shenzhen, Guangdong (CN)

(72) Inventor: **Mantie Li**, Guangdong (CN)

(73) Assignee: **Torshare Ltd.**, Shenzhen (CN)

(\*\*) Term: **15 Years**

(21) Appl. No.: **29/645,534**

(22) Filed: **Apr. 27, 2018**

(51) **LOC (12) Cl.** ..... **26-03**

(52) **U.S. Cl.**  
USPC ..... **D26/24**

(58) **Field of Classification Search**  
USPC .... D26/24, 60, 63–66, 72, 81, 83, 120–122;  
D10/104.1, 106.1, 114.1, 114.2, 114.3  
CPC ..... F21V 1/00; F21V 1/02; F21V 1/04; F21V  
1/14; F21V 3/00; F21V 3/02; F21V 5/00;  
F21V 5/002; F21V 11/00; F21V 11/02;  
F21V 11/06; F21K 9/23; F21K 9/232;  
F21K 9/237  
See application file for complete search history.

(56) **References Cited**

**U.S. PATENT DOCUMENTS**

D212,899 S \* 12/1968 Vesely ..... D26/24  
D213,128 S \* 1/1969 Chase ..... D26/122  
D470,969 S \* 2/2003 Paffrath ..... D26/122  
D533,956 S \* 12/2006 Vladika ..... D26/118  
D574,994 S \* 8/2008 Boyer ..... D26/120  
D684,718 S \* 6/2013 Ko ..... D26/72

D704,370 S \* 5/2014 Su ..... D26/63  
D750,829 S \* 3/2016 Pouladian ..... D26/63  
D751,752 S \* 3/2016 Dodge ..... D26/120  
D783,195 S \* 4/2017 Gan ..... D26/89  
D784,592 S \* 4/2017 Gan ..... D26/72  
D785,225 S \* 4/2017 Gan ..... D26/72  
D808,564 S \* 1/2018 Zheng ..... D26/72  
D812,799 S \* 3/2018 Shundong ..... D26/72  
D827,912 S \* 9/2018 Momin ..... D26/120  
D829,364 S \* 9/2018 Momin ..... D26/120  
D829,366 S \* 9/2018 Momin ..... D26/120  
D829,968 S \* 10/2018 Momin ..... D26/120  
D832,487 S \* 10/2018 Sieczkowski ..... D26/89  
D858,810 S \* 9/2019 Li ..... D26/24

\* cited by examiner

*Primary Examiner* — Wan Laymon  
*Assistant Examiner* — Clint A Samuel

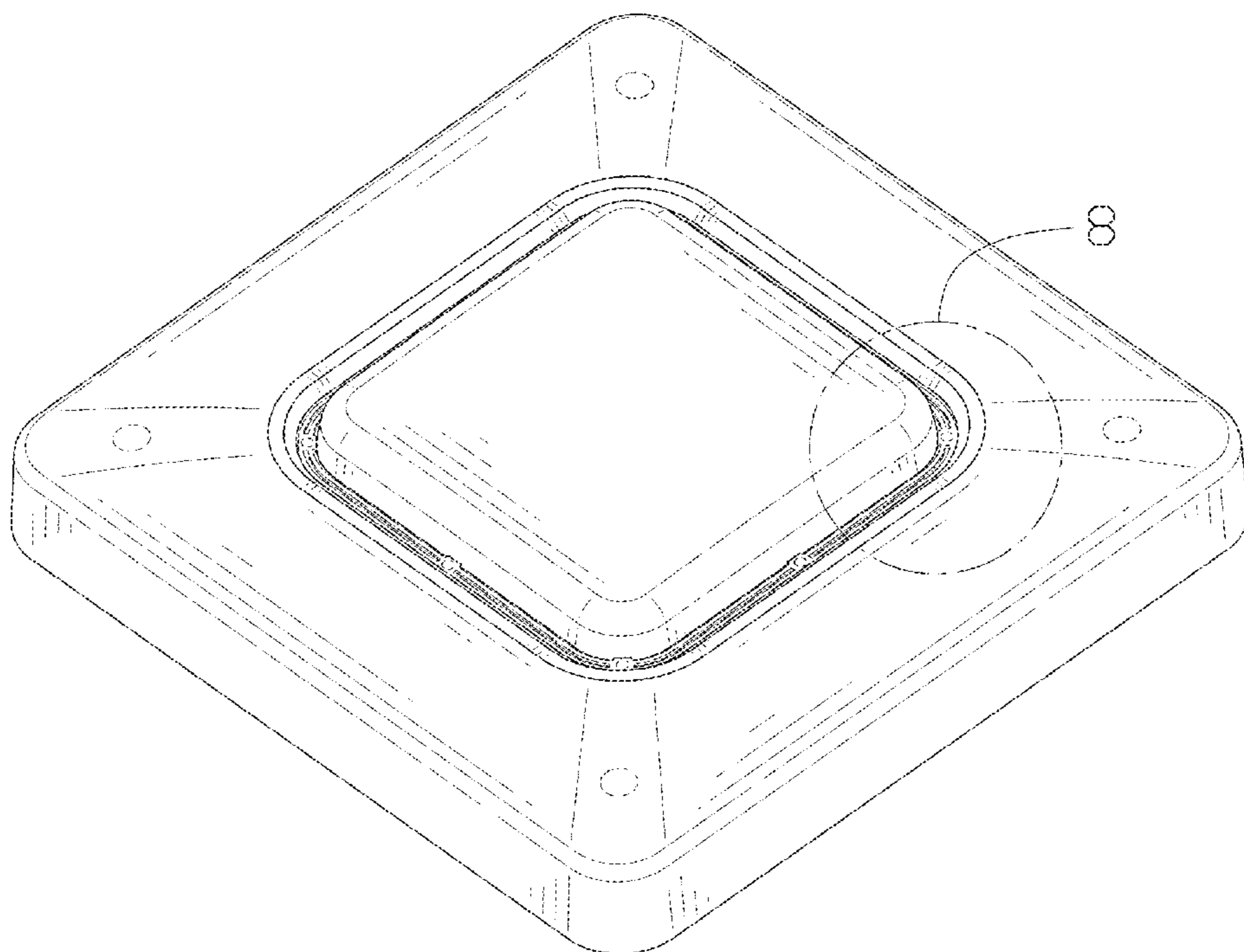
(57) **CLAIM**

The ornamental design for a canopy lamp, as shown and described.

**DESCRIPTION**

FIG. 1 is a front perspective view of a canopy lamp showing my new design;  
FIG. 2 is a front elevational view thereof;  
FIG. 3 is a rear elevational view thereof;  
FIG. 4 is a top plan view thereof;  
FIG. 5 is a bottom plan view thereof;  
FIG. 6 is a right side view thereof;  
FIG. 7 is a left side view thereof; and,  
FIG. 8 is an enlarged view of Portion 8 in FIG. 1.  
The broken lines in the drawings illustrate portions of the canopy lamp which form no part of the claimed design.

**1 Claim, 8 Drawing Sheets**



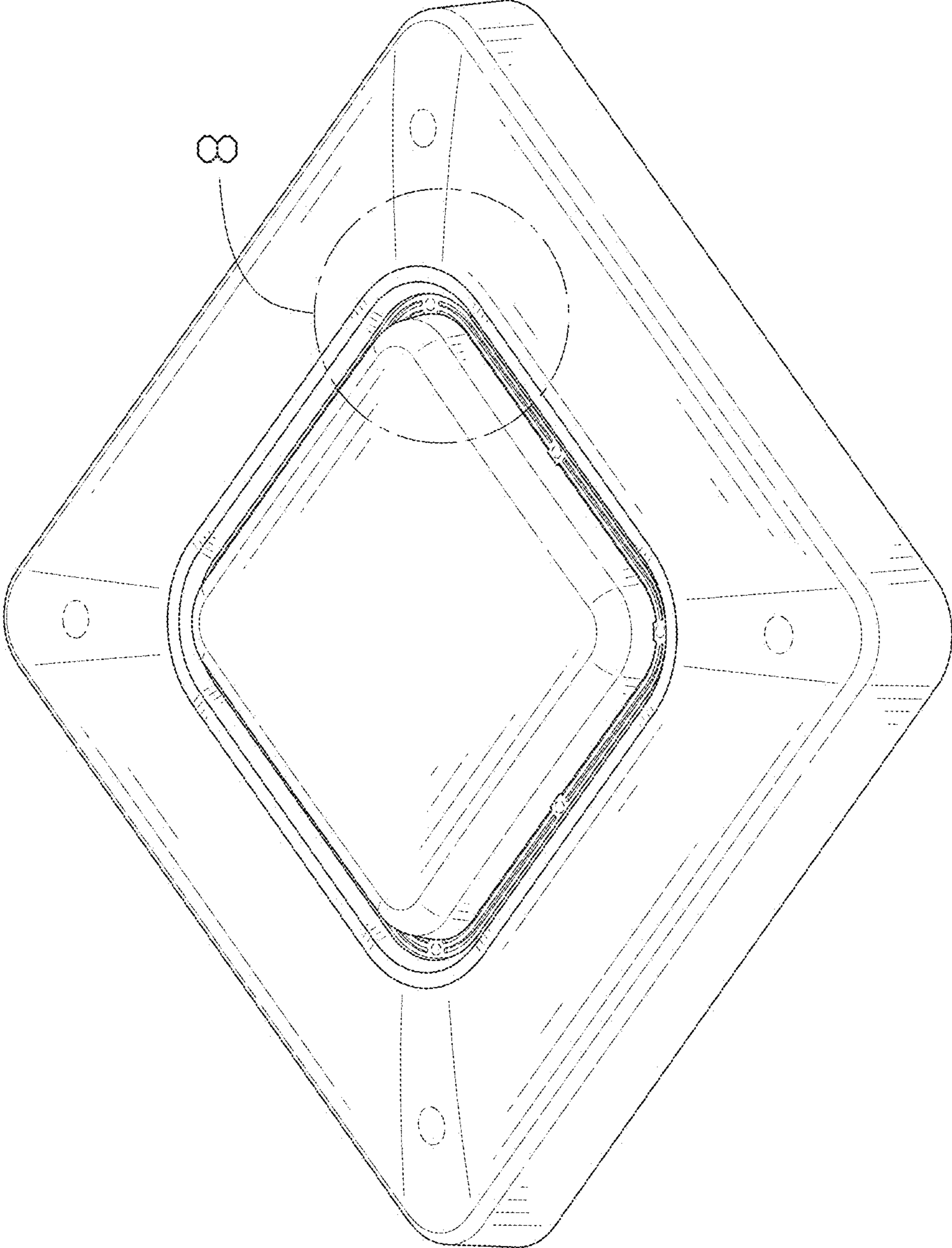


FIG. 1

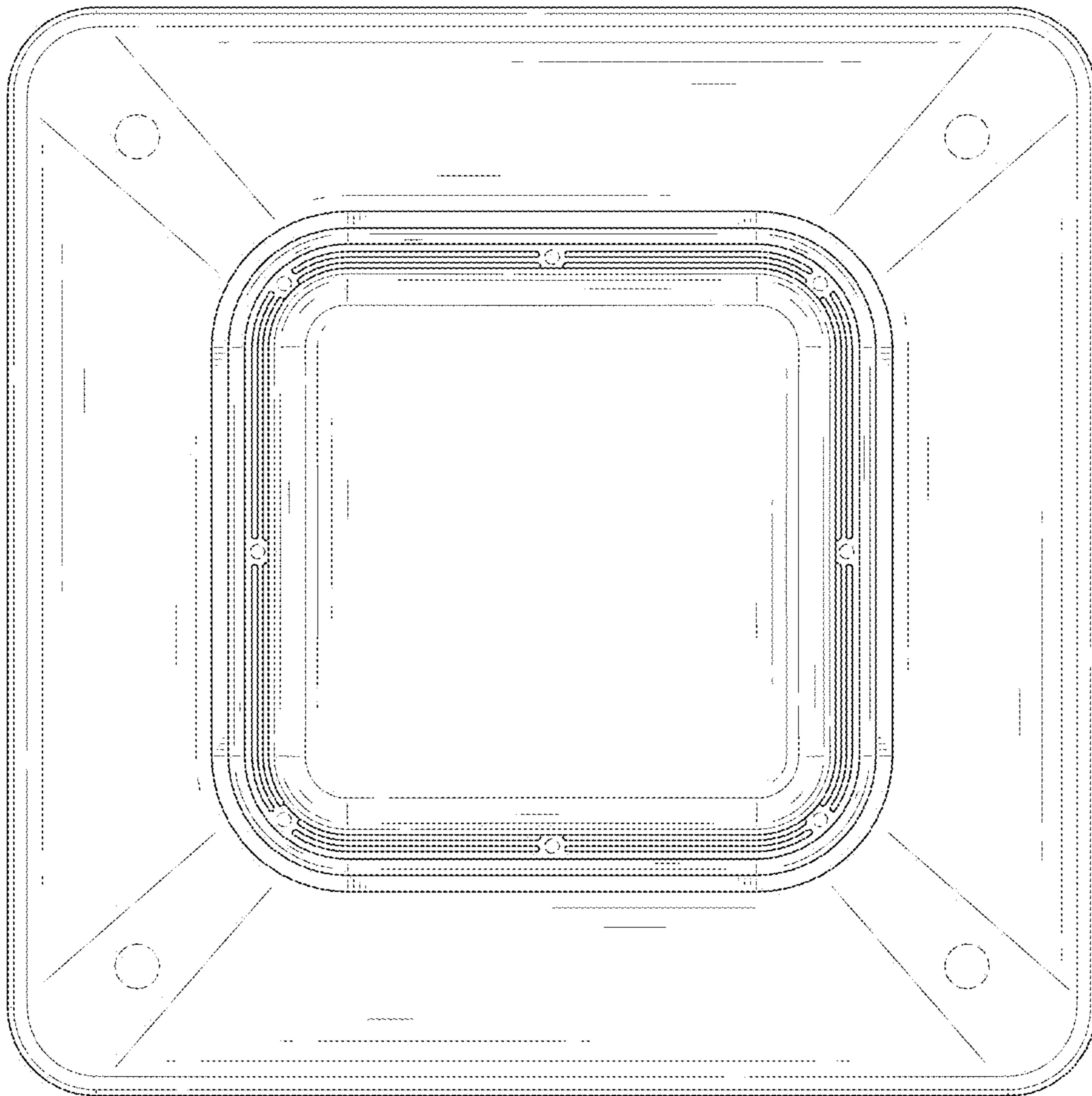


FIG. 2

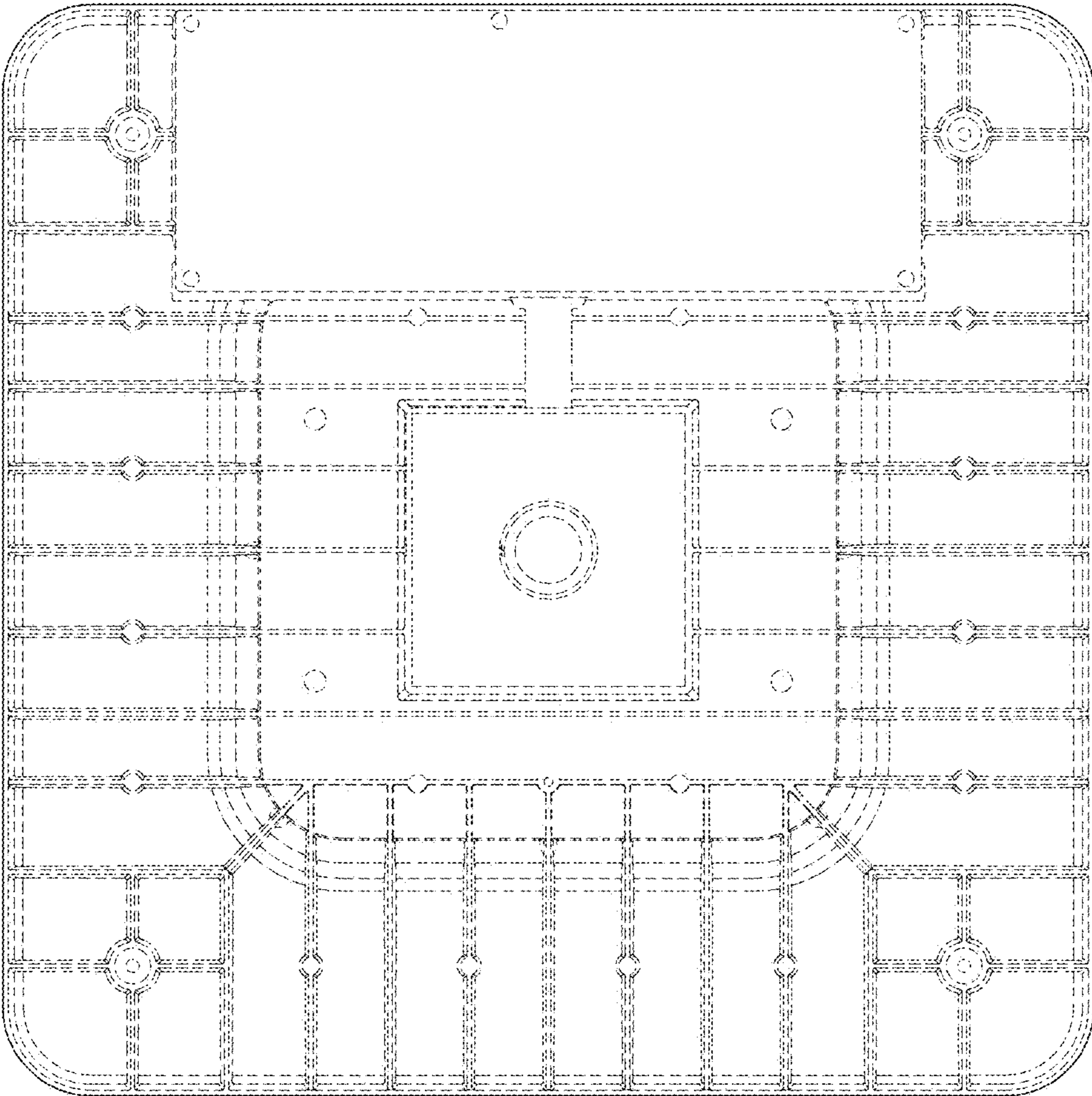


FIG. 3

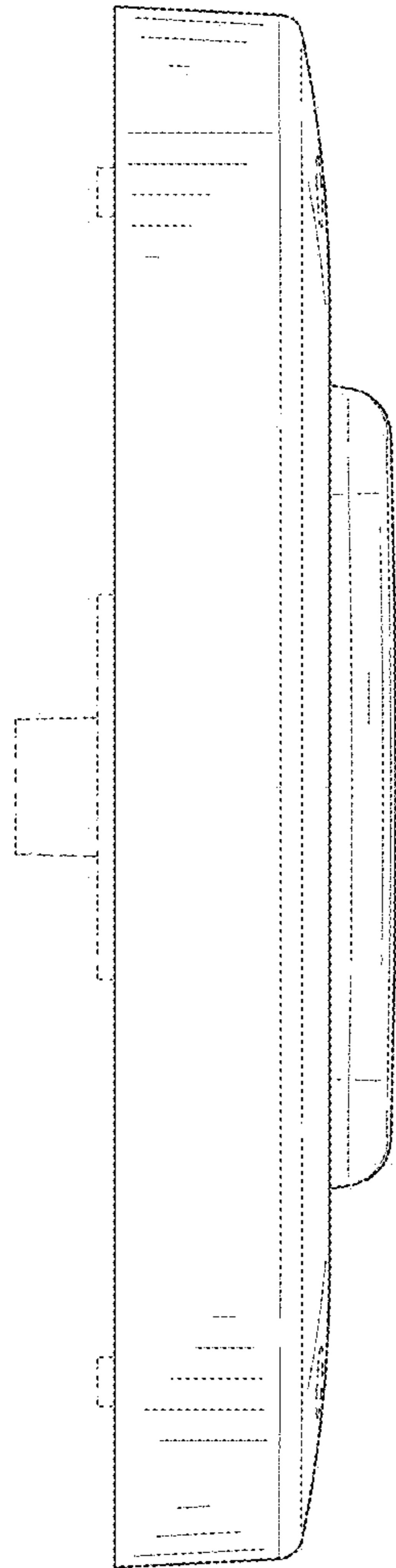


FIG. 4

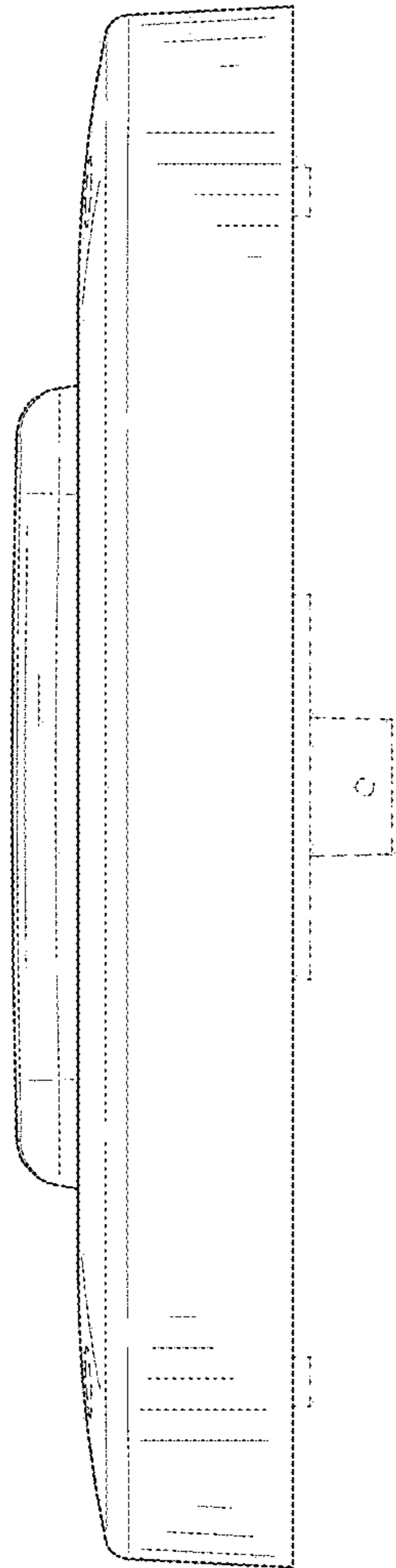


FIG. 5

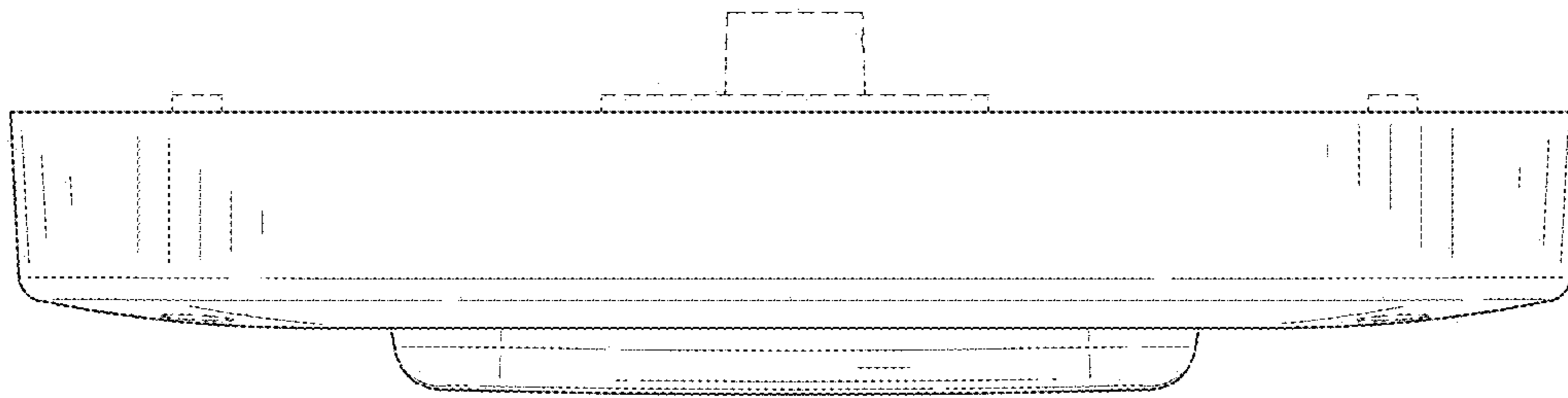


FIG. 6

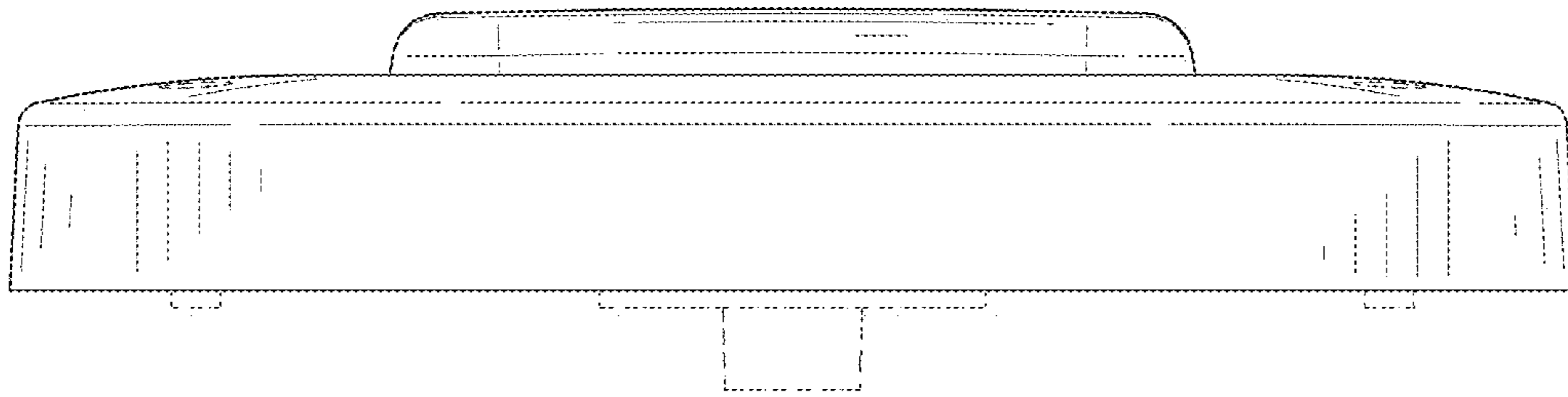


FIG. 7



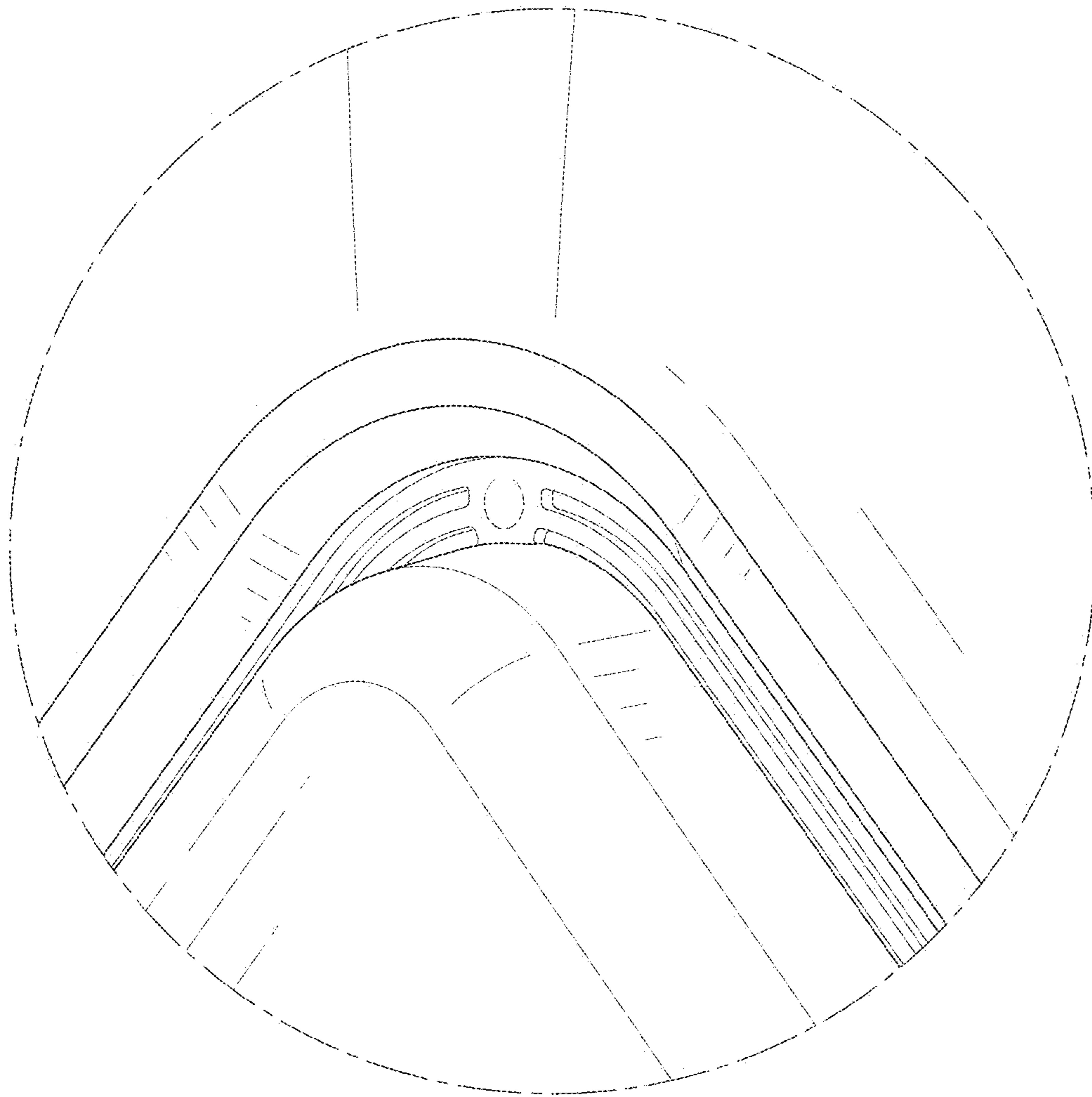


FIG. 8