



US00D875966S

(12) **United States Design Patent** (10) **Patent No.:** **US D875,966 S**
Smith (45) **Date of Patent:** **** Feb. 18, 2020**

(54) **SALIVA COLLECTOR**
(71) Applicant: **Jack V. Smith**, Arden, NC (US)
(72) Inventor: **Jack V. Smith**, Arden, NC (US)
(**) Term: **15 Years**
(21) Appl. No.: **29/663,113**

(22) Filed: **Sep. 12, 2018**
(51) **LOC (12) Cl.** **24-02**
(52) **U.S. Cl.**
USPC **D24/224**
(58) **Field of Classification Search**
USPC D24/121, 169, 186, 216–226, 231, 232,
D24/115
CPC A61B 10/0051
See application file for complete search history.

Primary Examiner — Susan Bennett Hattan
Assistant Examiner — Omeed Agilee
(74) *Attorney, Agent, or Firm* — Smith & Hopen, P.A.;
Steven M. Forte; Nicholas Pfeifer

(57) **CLAIM**

The ornamental design for a saliva collector, as shown and described.

DESCRIPTION

(56) **References Cited**
U.S. PATENT DOCUMENTS

2,321,369 A * 6/1943 Dubilier B01L 3/0272
604/217
3,295,523 A * 1/1967 Weichselbaum A61J 7/0053
604/217
D234,228 S * 1/1975 Spiegel D24/115
4,779,768 A * 10/1988 St. Amand B01L 3/021
141/24
D362,387 S * 9/1995 Shumer D24/115
D406,889 S * 3/1999 Hesson D24/115
7,166,090 B2 * 1/2007 Marsden A61M 35/003
604/290
D639,446 S * 6/2011 Smith D24/224
D722,703 S * 2/2015 Fuller D24/216
D767,757 S * 9/2016 Hole D24/121
10,343,156 B2 * 7/2019 Staton B01L 3/0275

DESCRIPTION

FIG. 1 is a right side perspective view of a saliva collector; FIG. 2 is a front view of the saliva collector as shown in FIG. 1; FIG. 3 is a rear view of the saliva collector as shown in FIG. 1 that is opposite of the front view of FIG. 2; FIG. 4 is a right-side view of the saliva collector as shown in FIG. 1; FIG. 5 is a left-side view of the saliva collector as shown in FIG. 1 that is opposite of the side view of FIG. 4; FIG. 6 is an enlarged top view of the saliva collector as shown in FIG. 1; FIG. 7 is an enlarged bottom view of the saliva collector as shown in FIG. 1; FIG. 8 is an alternative embodiment of the front view of the saliva collector based on FIG. 2; FIG. 9 is an alternative embodiment of the rear view of the saliva collector based on FIG. 3; FIG. 10 is an alternative embodiment of the right-side view of the saliva collector based on FIG. 4; and, FIG. 11 is an alternative embodiment of the left-side view of the saliva collector based on FIG. 5.
The broken lines in the drawings depict portions of the saliva collector that form no part of the claimed design.

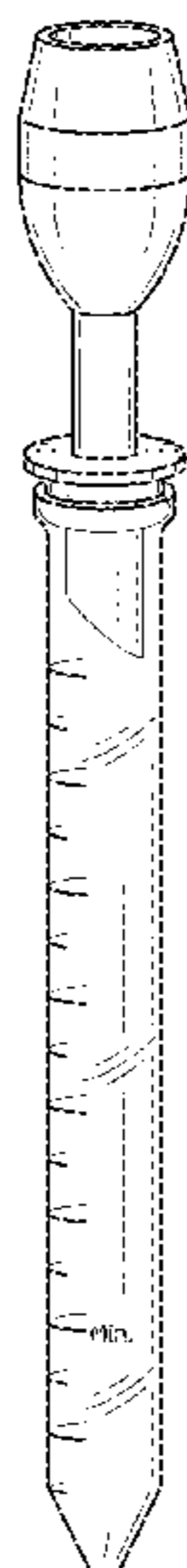
FOREIGN PATENT DOCUMENTS

CN 201730360783 * 8/2017

OTHER PUBLICATIONS
Medico Saliva collection device. Online, published date unknown. Retrieved on Sep. 18, 2019 from URL: <http://www.medicoswab.com/products/saliva-collection-device/>.*

* cited by examiner

1 Claim, 6 Drawing Sheets



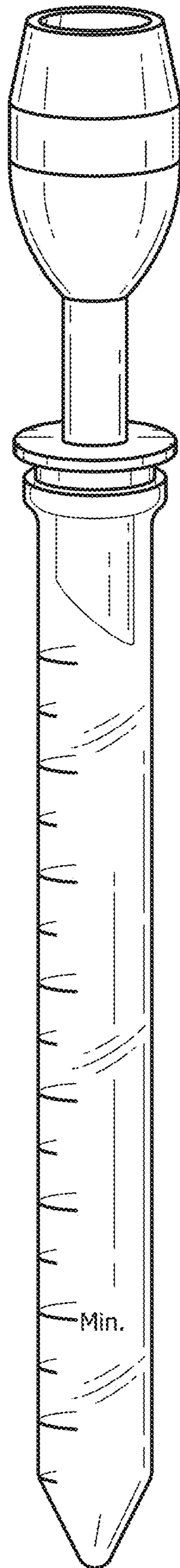


FIG. 1

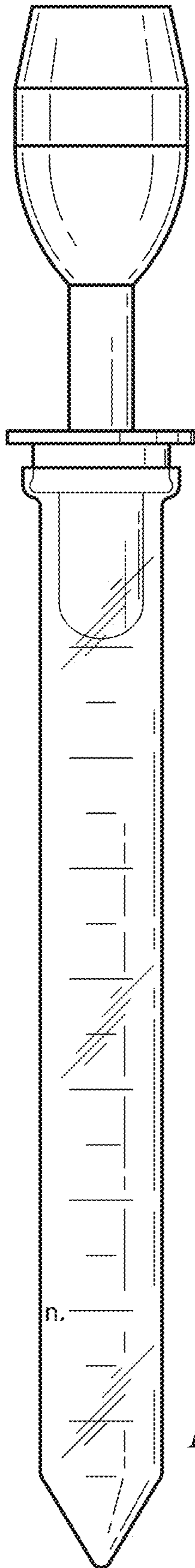


FIG. 2

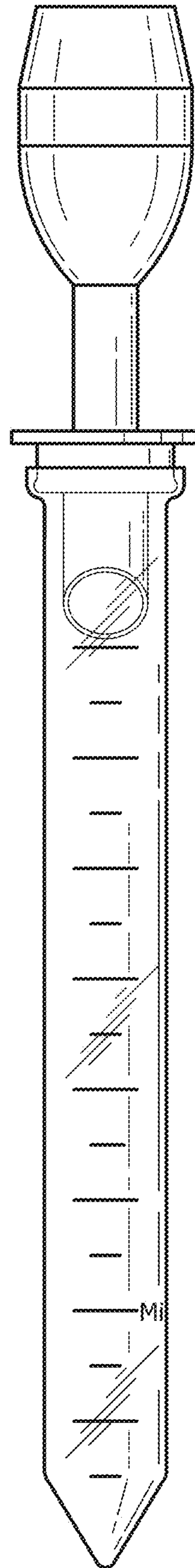


FIG. 3

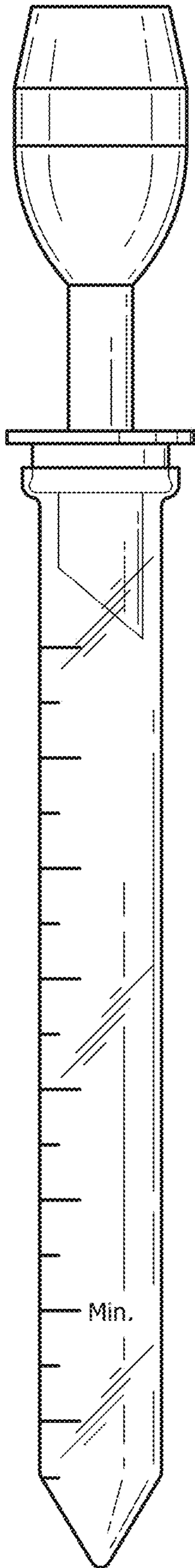


FIG. 4

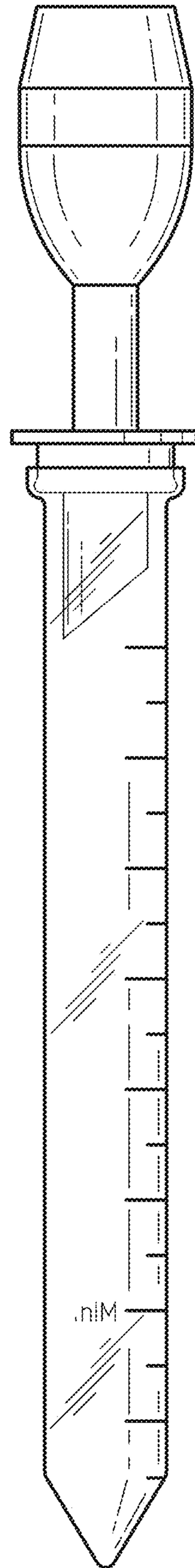


FIG. 5

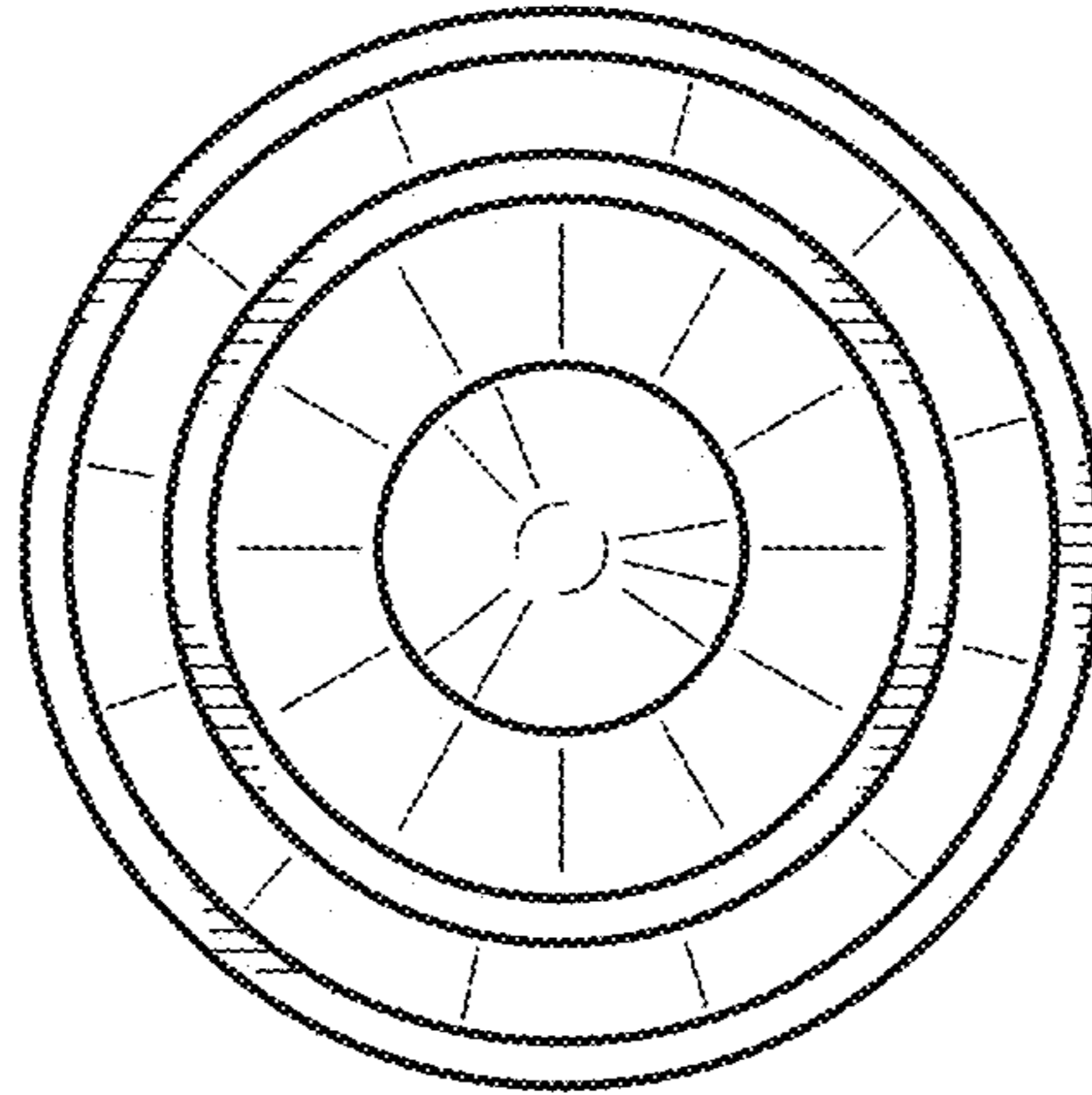


FIG. 6

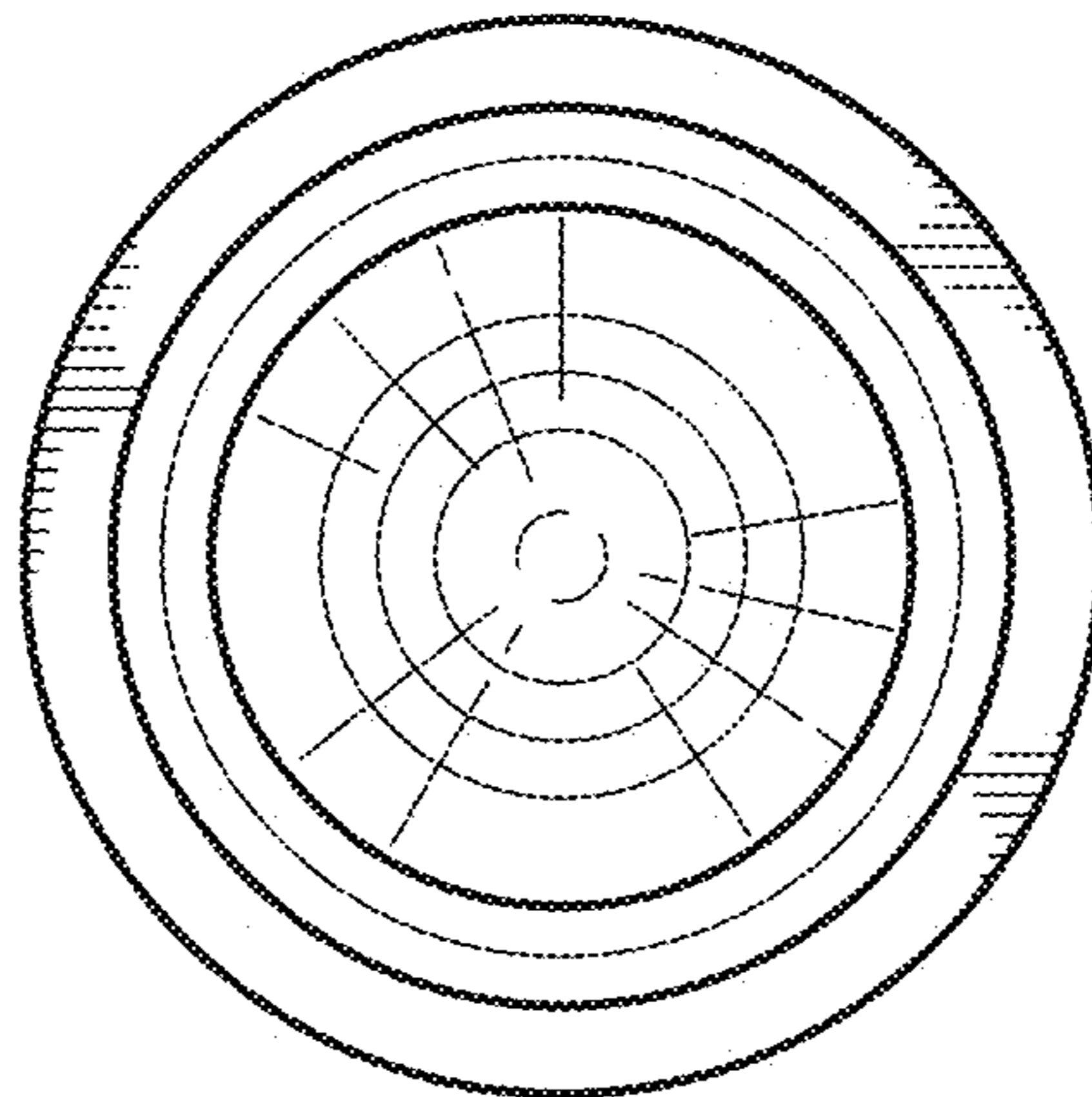


FIG. 7

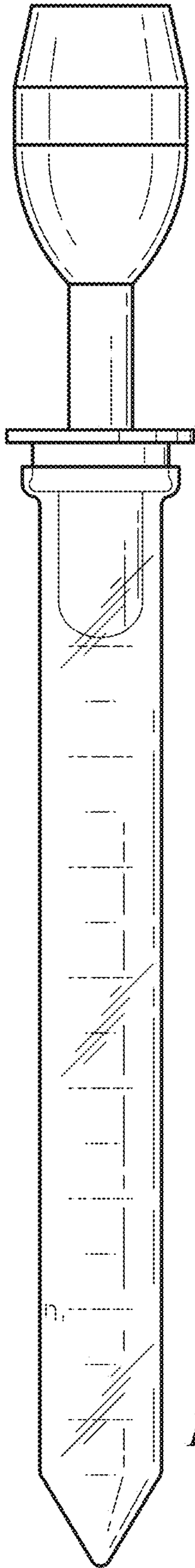


FIG. 8

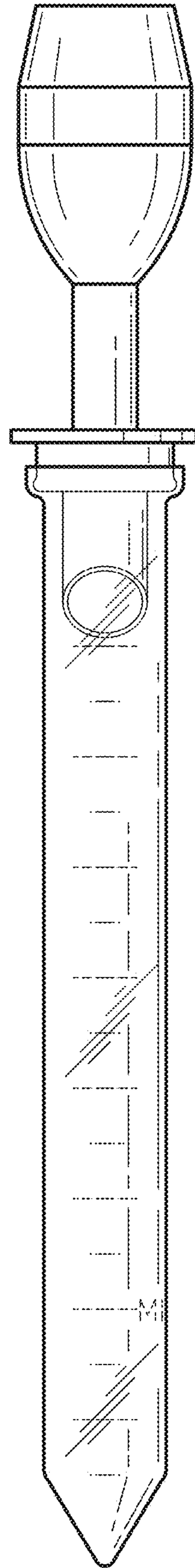


FIG. 9

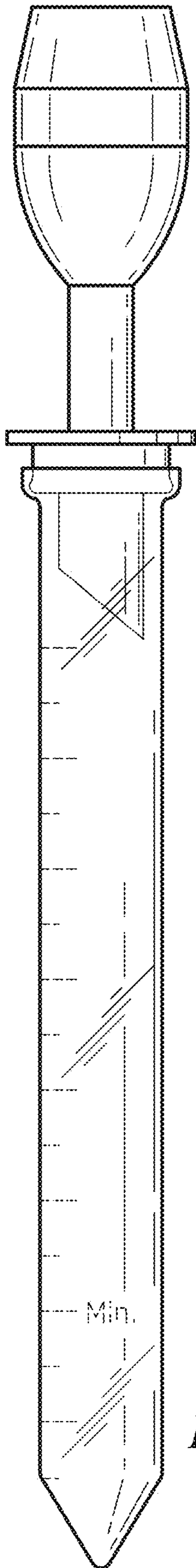


FIG. 10

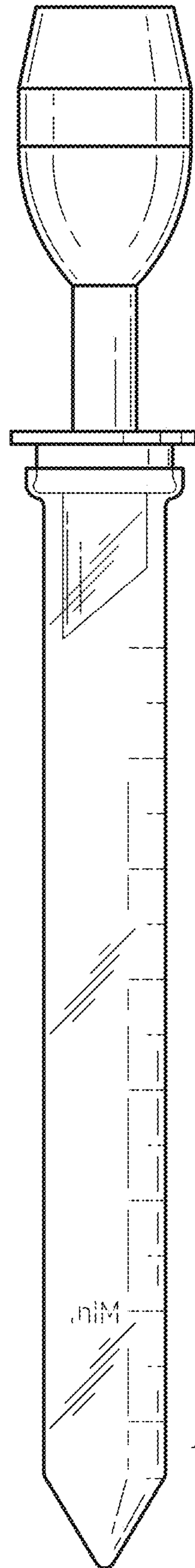


FIG. 11