



US00D875958S

(12) **United States Design Patent** (10) **Patent No.:** **US D875,958 S**
Emslander et al. (45) **Date of Patent:** **** Feb. 18, 2020**

(54) **SUPPORT PATCH**

(56) **References Cited**

(71) Applicant: **3M INNOVATIVE PROPERTIES COMPANY**, St. Paul, MN (US)

U.S. PATENT DOCUMENTS

(72) Inventors: **Diane L. Emslander**, Stillwater, MN (US); **Dominic J. Julian**, Woodbury, MN (US); **Jason S. Lind**, Woodbury, MN (US)

D336,524 S	6/1993	White et al.	
D368,519 S	4/1996	Harrison	
D383,544 S	9/1997	Heckathorn	
D388,169 S	12/1997	Harris	
D403,404 S	* 12/1998	Bernard	D24/126
D424,195 S	5/2000	Talon	
D431,293 S	9/2000	Finkle	
D443,358 S	6/2001	Jonsdottir	
D444,230 S	6/2001	Renz	
D444,231 S	6/2001	Renz	
D445,181 S	7/2001	Kramer	
D445,498 S	7/2001	Renz	
D454,195 S	3/2002	Kitzinger	
D478,668 S	8/2003	Epstein	

(73) Assignee: **3M INNOVATIVE PROPERTIES COMPANY**, St. Paul, MN (US)

(**) Term: **15 Years**

(Continued)

(21) Appl. No.: **29/671,978**

(22) Filed: **Nov. 30, 2018**

Related U.S. Application Data

(63) Continuation of application No. 29/617,149, filed on Sep. 12, 2017, now abandoned, and a continuation of application No. 29/617,153, filed on Sep. 12, 2017, now abandoned.

(51) **LOC (12) Cl.** **24-04**

(52) **U.S. Cl.**
USPC **D24/189**

(58) **Field of Classification Search**
USPC D24/112, 124-128, 132, 133, 185-193, D24/199, 200, 206, 209, 210, 212-215; D29/100, 108, 120.1, 121.1, 121.2; D30/146
CPC . A61M 1/0088; A61F 13/00; A61F 13/00021; A61F 13/066; A61F 13/0206; A61F 13/0203; A61F 13/00025; A61F 13/00038; A61F 13/023; A61F 13/0243; A61F 13/0266

See application file for complete search history.

OTHER PUBLICATIONS

Alibaba. Agent wanted feminine hygiene thong pantyliner. 2018 [earliest online date], [site visited May 8, 2018. Available from Internet, <URL:https://www.alibaba.com/product-detail/Agent-wanted-feminine-hygiene-thong-pantyliner-60508784082.html>. (Year: 2018).

Primary Examiner — Darcey E Gottschalk
(74) *Attorney, Agent, or Firm* — 3M Innovative Properties Company

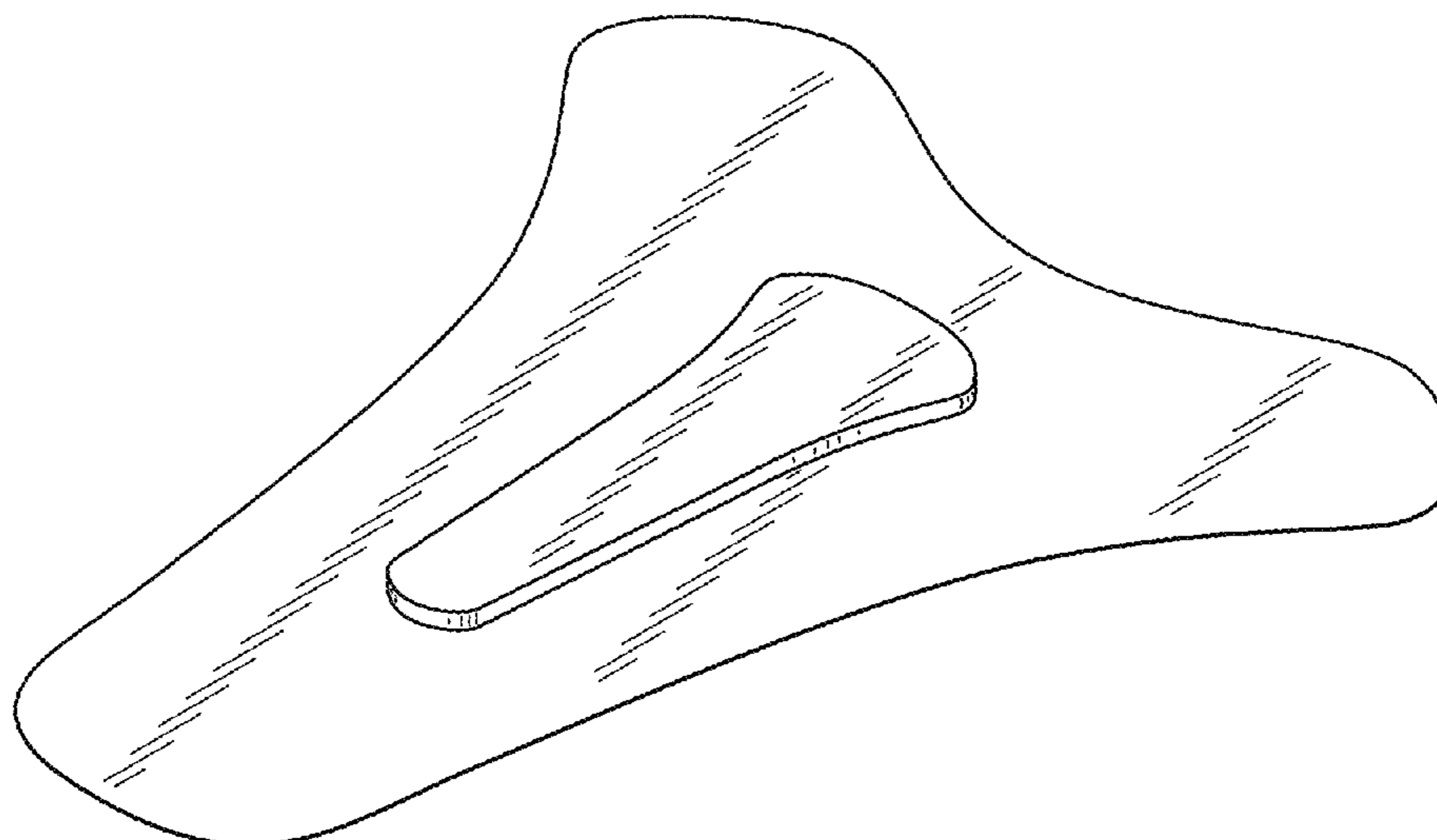
(57) **CLAIM**

The ornamental design for a support patch, as shown and described.

DESCRIPTION

FIG. 1 is a perspective view showing a new design for a support patch;
FIG. 2 is a front view thereof;
FIG. 3 is a rear view thereof;
FIG. 4 is a right side view thereof, a left side view being a mirror image thereof;
FIG. 5 is a top view thereof; and,
FIG. 6 is a bottom view thereof.

1 Claim, 2 Drawing Sheets



(56)

References Cited

U.S. PATENT DOCUMENTS

D486,228	S	2/2004	Fonseca	
D490,892	S	6/2004	Schlueter	
D527,824	S	9/2006	Mueller	
7,278,988	B2 *	10/2007	Molas	A61F 13/4704 604/380
D576,282	S	9/2008	Yanaki	
D577,437	S	9/2008	Bierman	
D604,424	S	11/2009	Coubetergues	
D625,018	S	10/2010	Smith	
8,079,992	B2 *	12/2011	Bissah	A61F 13/15203 604/385.01
D683,858	S	6/2013	Smith	
D699,897	S *	2/2014	Lara	D28/4
D723,175	S	2/2015	Igwebuike	
D723,703	S	3/2015	Igwebuike	
D743,564	S *	11/2015	Wathne	D24/189
D748,276	S *	1/2016	Bergstrom	D24/189
D780,915	S *	3/2017	Castillo	D24/133
D786,421	S *	5/2017	Andersen	D24/108
D810,308	S	2/2018	Lind	
D811,610	S	2/2018	Abel	
D811,611	S	2/2018	Lind	
D812,762	S	3/2018	Waldleben	

* cited by examiner

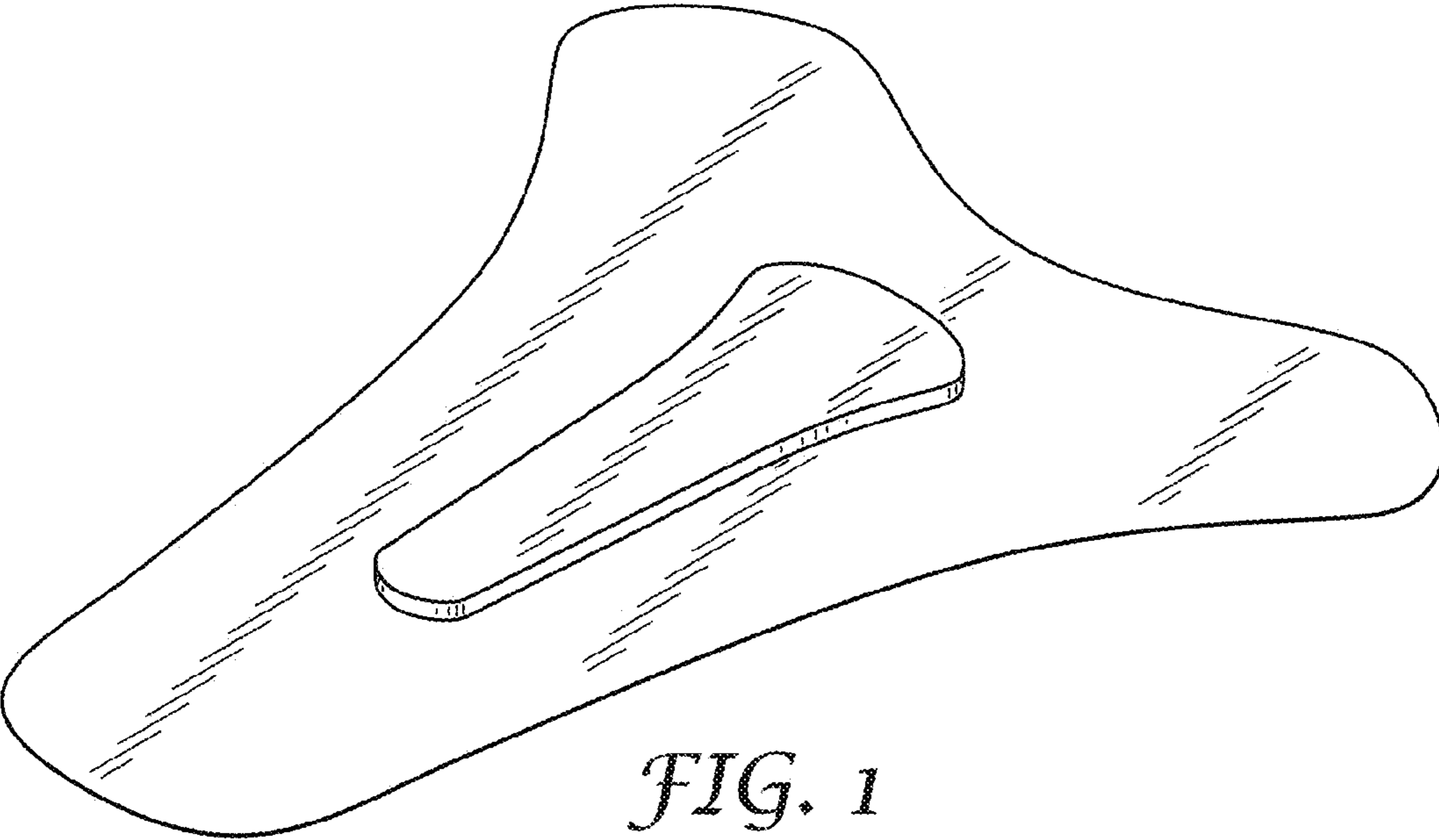


FIG. 1

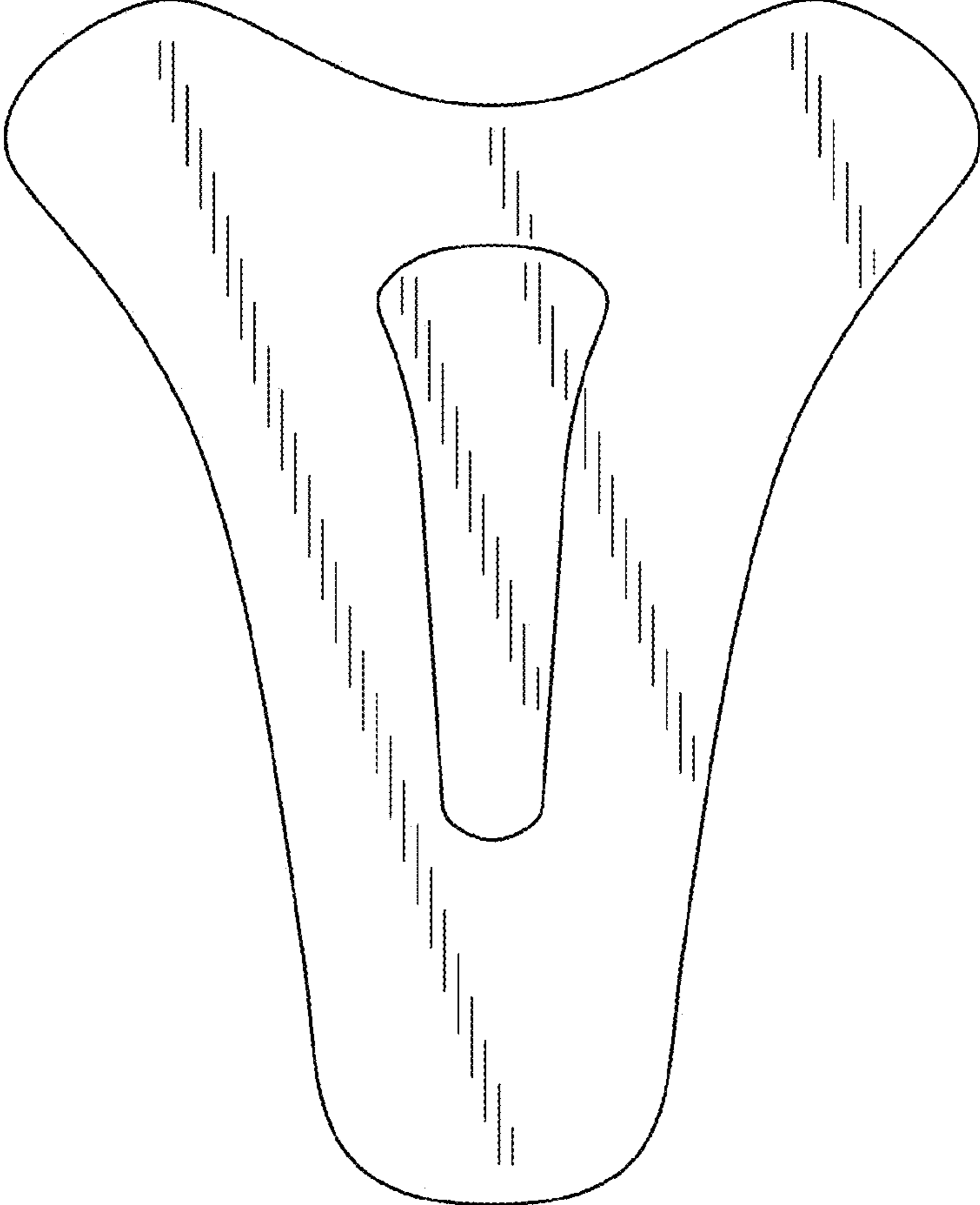


FIG. 2

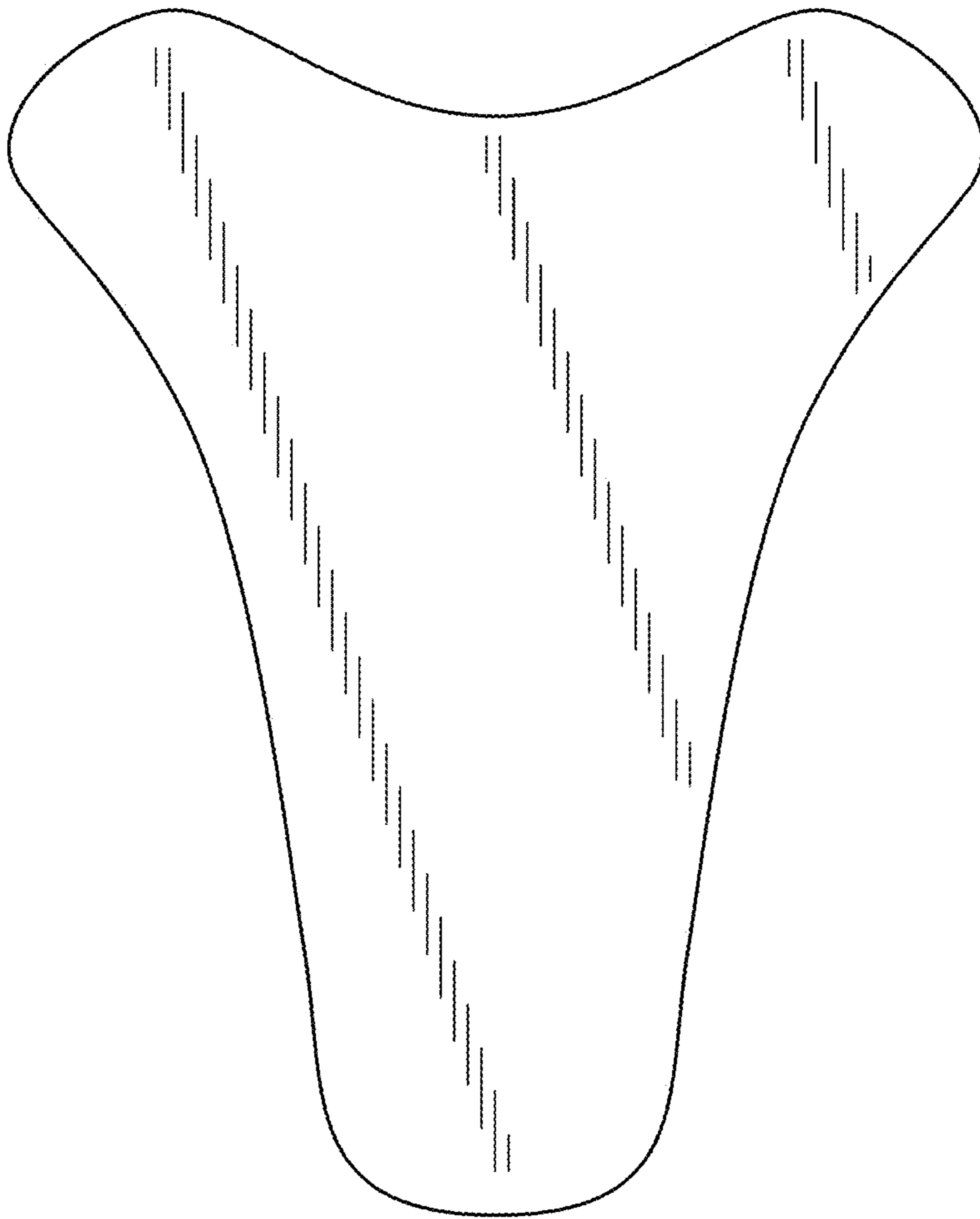


FIG. 3



FIG. 4



FIG. 5

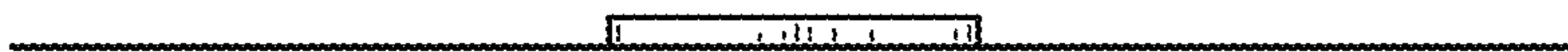


FIG. 6