



US00D875957S

(12) **United States Design Patent**
Bannwart

(10) **Patent No.:** **US D875,957 S**

(45) **Date of Patent:** **** Feb. 18, 2020**

(54) **WOUND DRESSING**

(71) Applicant: **MEDELA HOLDING AG**, Baar (CH)

(72) Inventor: **Lukas Bannwart**, Rotkreuz (CH)

(73) Assignee: **MEDELA HOLDING AG**, Baar (CH)

(**) Term: **15 Years**

(21) Appl. No.: **29/671,043**

(22) Filed: **Nov. 21, 2018**

Related U.S. Application Data

(62) Division of application No. 29/611,534, filed on Jul. 21, 2017, now Pat. No. Des. 838,374.

(30) **Foreign Application Priority Data**

Jan. 23, 2017 (CH) 142,962

(51) **LOC (12) Cl.** **24-04**

(52) **U.S. Cl.**
USPC **D24/189**

(58) **Field of Classification Search**

USPC D24/112, 124-128, 132, 133, 185-193,
D24/199, 200, 206, 209, 210, 212-215;
D29/100, 108, 120.1, 121.1, 121.2;
D30/146
CPC . A61M 1/0088; A61F 13/00; A61F 13/00021;
A61F 13/066; A61F 13/0206; A61F
13/0203; A61F 13/00025; A61F
13/00038; A61F 13/023; A61F 13/0243;
A61F 13/0266

See application file for complete search history.

(56) **References Cited**

U.S. PATENT DOCUMENTS

1,161,321 A 11/1915 Lush
2,268,777 A 1/1942 Scholl

4,969,472 A * 11/1990 Langley A61F 9/04
128/858

D362,912 S 10/1995 Albert
D399,954 S 10/1998 Bierman

(Continued)

OTHER PUBLICATIONS

Open PR.Future Scope of Nursing Pads Market 2019. May 7, 2019.
<https://www.openpr.com/news/1729978/future-scope-of-nursing-pads-market-2019-estimated-to-grow-cagr-rapidly-global-key-players-dacco-avent-lilypadz-nursing-pads-bamboobies-amedamedela-business-outlook-till-2023.html> (Year: 2019).*

(Continued)

Primary Examiner — Darcey E Gottschalk

(74) *Attorney, Agent, or Firm* — Marshall, Gerstein & Borun LLP

(57) **CLAIM**

The ornamental design for a wound dressing, as shown and described.

DESCRIPTION

FIG. 1 is a top, front perspective view of a wound dressing of the present invention;
FIG. 2 is a top plan view of the wound dressing illustrated in FIG. 1;
FIG. 3 is a bottom plan view of the wound dressing illustrated in FIG. 1;
FIG. 4 is a left side elevation view of the wound dressing illustrated in FIG. 1;
FIG. 5 is a right side elevation view of the wound dressing illustrated in FIG. 1;
FIG. 6 is a front elevation view of the wound dressing illustrated in FIG. 1;
FIG. 7 is a rear elevation view of the wound dressing illustrated in FIG. 1;
FIG. 8 is a top perspective view of the wound dressing illustrated in FIG. 1 in a slightly stretched state; and,

(Continued)

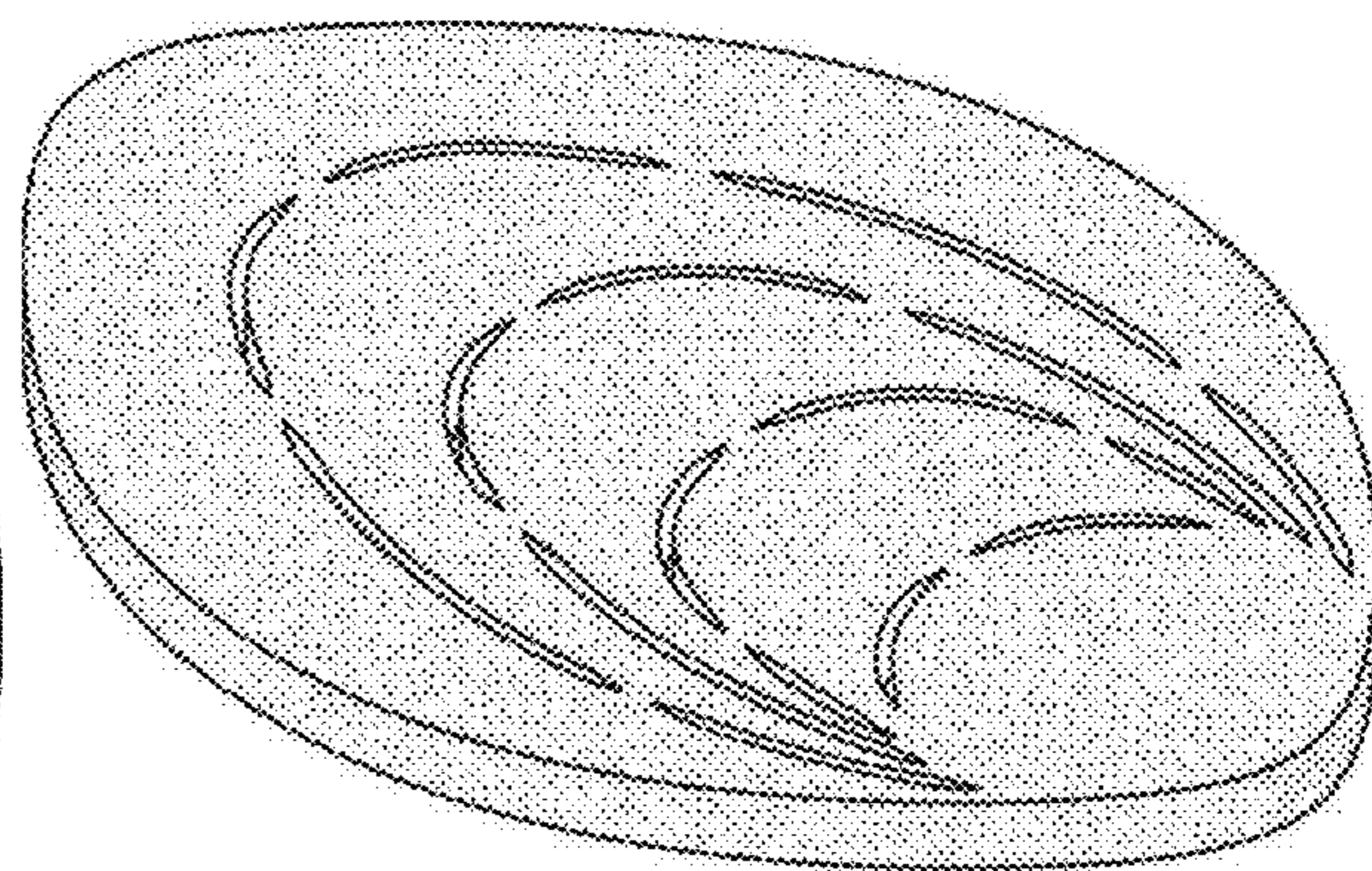
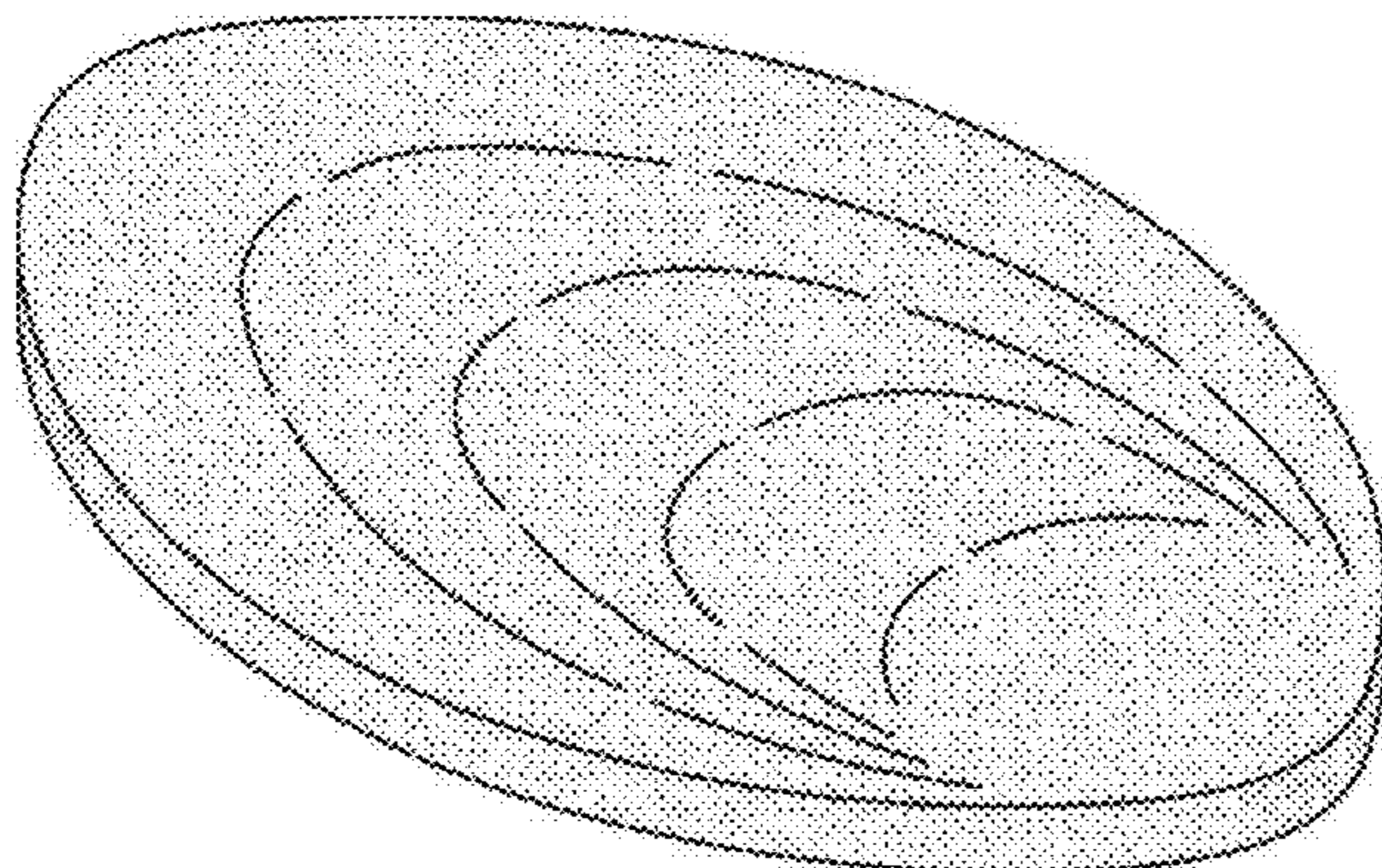


FIG. 9 is a top plan view of the wound dressing illustrated in FIG. 1 in a slightly stretched state.

1 Claim, 9 Drawing Sheets

(56)

References Cited

U.S. PATENT DOCUMENTS

D399,965 S *	10/1998	Laughlin	D24/189
D407,160 S *	3/1999	Dunshee	D24/189
6,238,362 B1 *	5/2001	Bracht	A61M 35/006 602/41
D501,559 S	2/2005	Shaw et al.	
D570,488 S	6/2008	Kirksey et al.	
D594,160 S *	6/2009	Worden	D29/121.1
D594,161 S *	6/2009	Worden	D29/121.1
D618,358 S	6/2010	Avitable et al.	
D632,020 S	2/2011	Onrot et al.	
D633,200 S	2/2011	Saffer et al.	
D639,441 S	6/2011	Sferle	
D679,404 S *	4/2013	Lattimore	D24/189
D717,452 S	11/2014	Boggs et al.	
D740,952 S	10/2015	Kawahara et al.	
D741,498 S	10/2015	Kawahara et al.	

D746,478 S *	12/2015	Grondahl	D24/189
D757,275 S	5/2016	Lee	
9,421,132 B2 *	8/2016	Dunn	A61M 1/0088
D766,448 S	9/2016	Gergely et al.	
D776,822 S	1/2017	McKinley et al.	
D778,451 S	2/2017	Takizawa et al.	
D791,331 S	7/2017	Freshwater	
D796,684 S	9/2017	Ko et al.	
D798,460 S	9/2017	Farley	
D804,678 S	12/2017	Ramires et al.	
D813,464 S	3/2018	Echeverri et al.	
D838,374 S *	1/2019	Bannwart	D24/189
D841,172 S *	2/2019	Bannwart	D24/189
2011/0213287 A1 *	9/2011	Lattimore	A61F 13/00021 602/46

OTHER PUBLICATIONS

3M. 3M Wound Care Dressings. 2018 [earliest online date], [site visited May 3, 2018]. <URL:https://www.3m.com/3M/en_US/company-us/a11-3nn-products/-/A11-3M-Products/Health-Care/Medical/Skin-Wound-Care/VVound-Care-Dressings/?N=5002385+8707795+8707798+8711017+8711098+8711132+3294857497&rt=r3>. (Year: 2018).

* cited by examiner

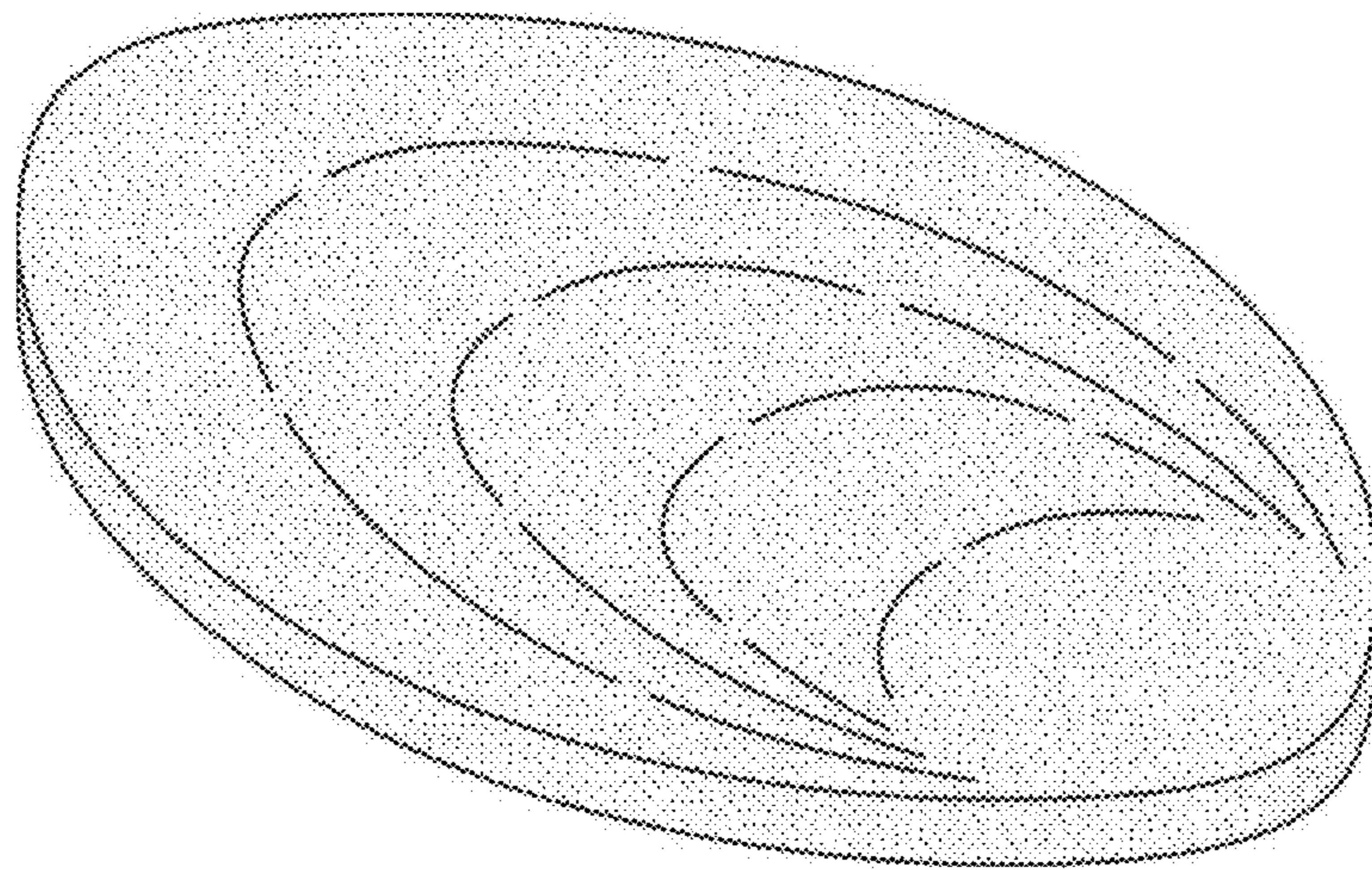


FIG. 1

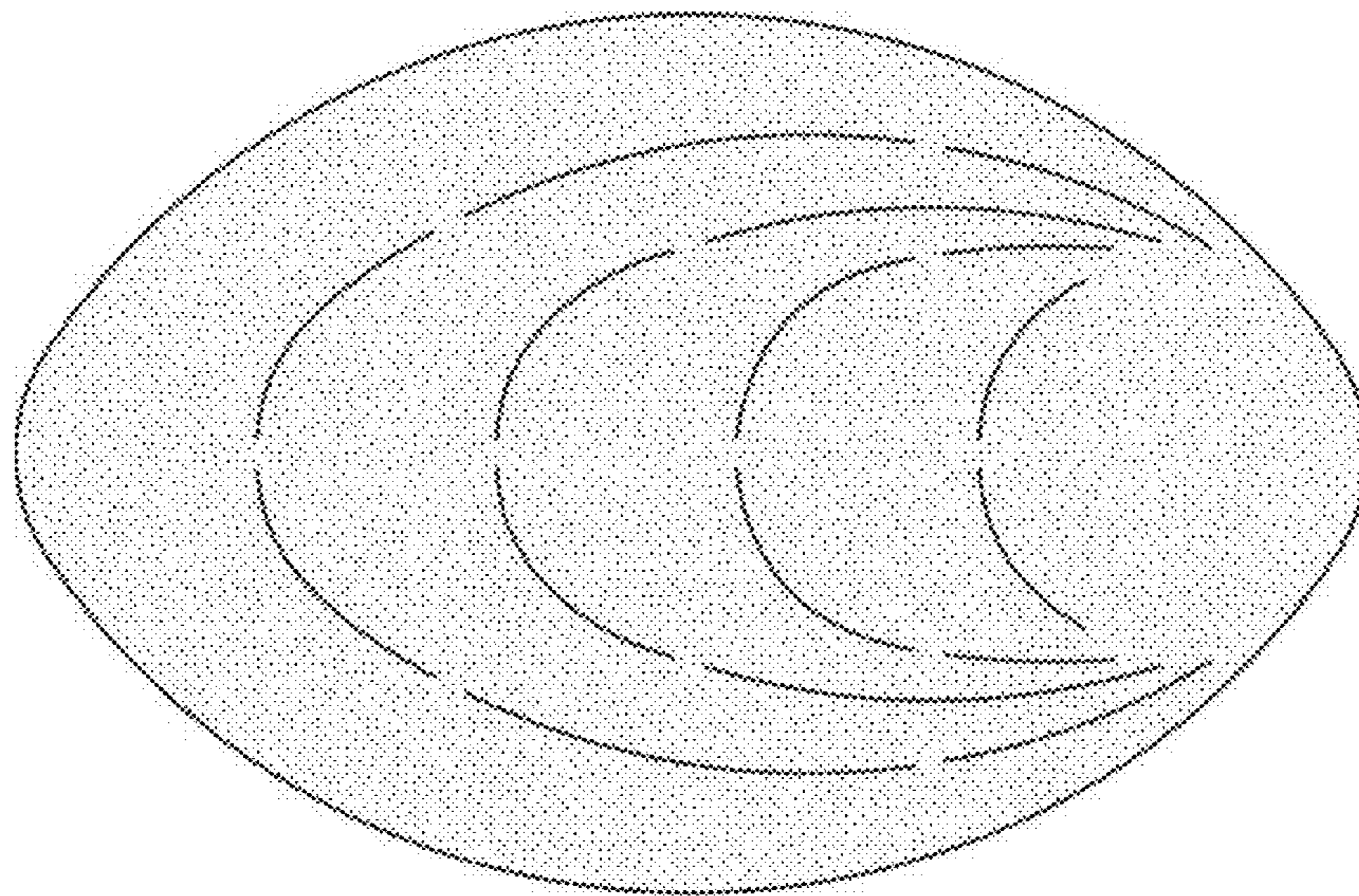


FIG. 2

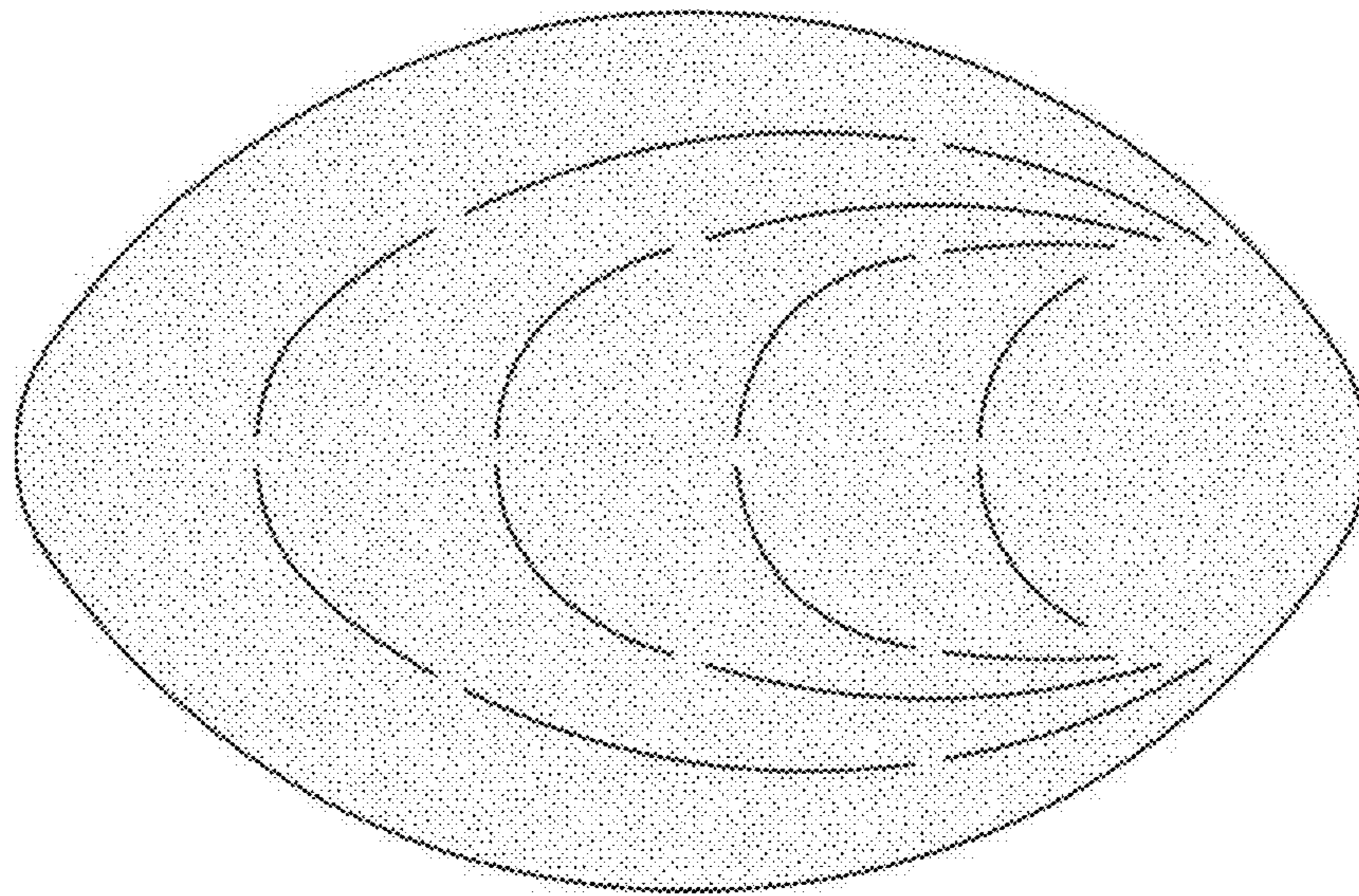


FIG. 3




FIG. 4



FIG. 5




FIG. 6



FIG. 7

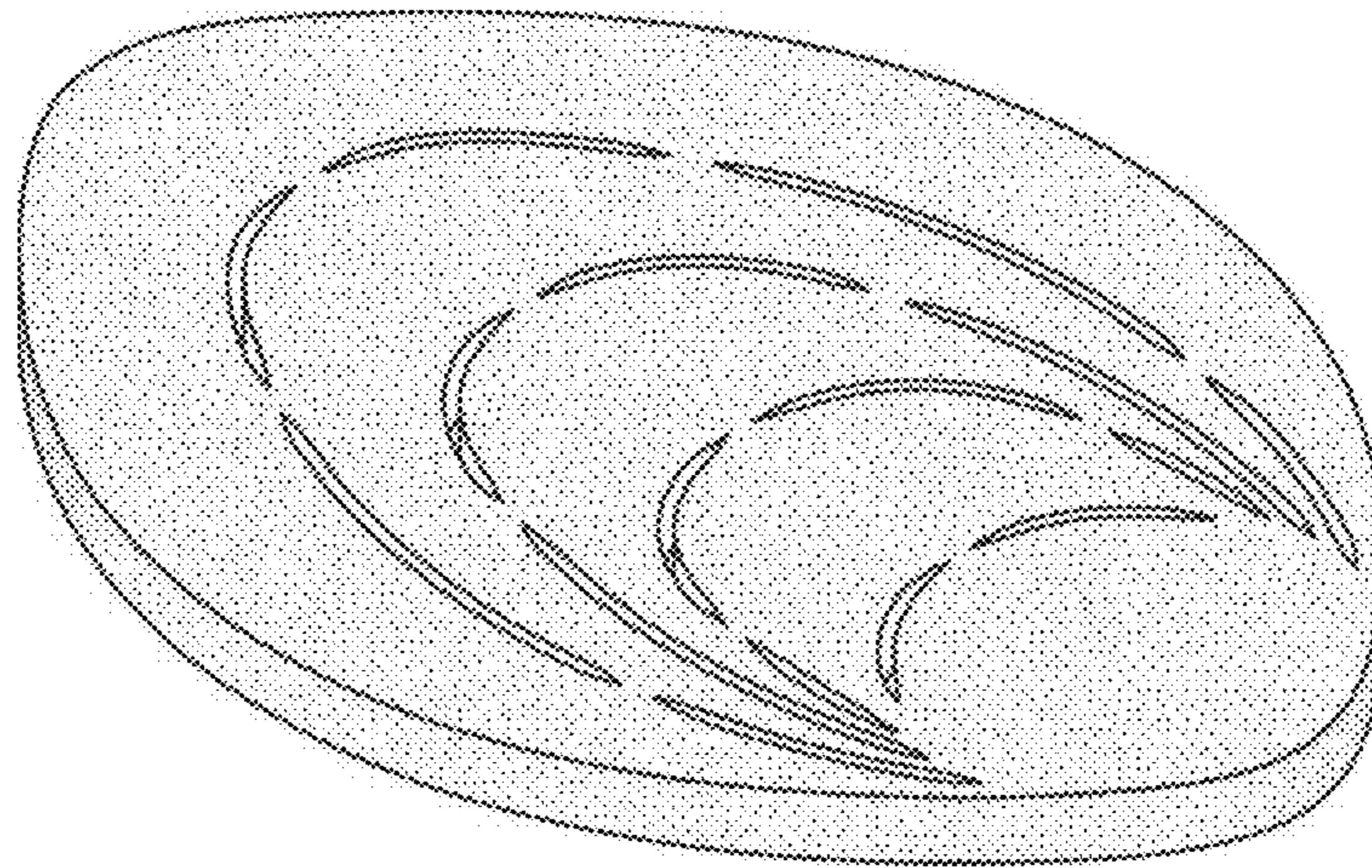


FIG. 8

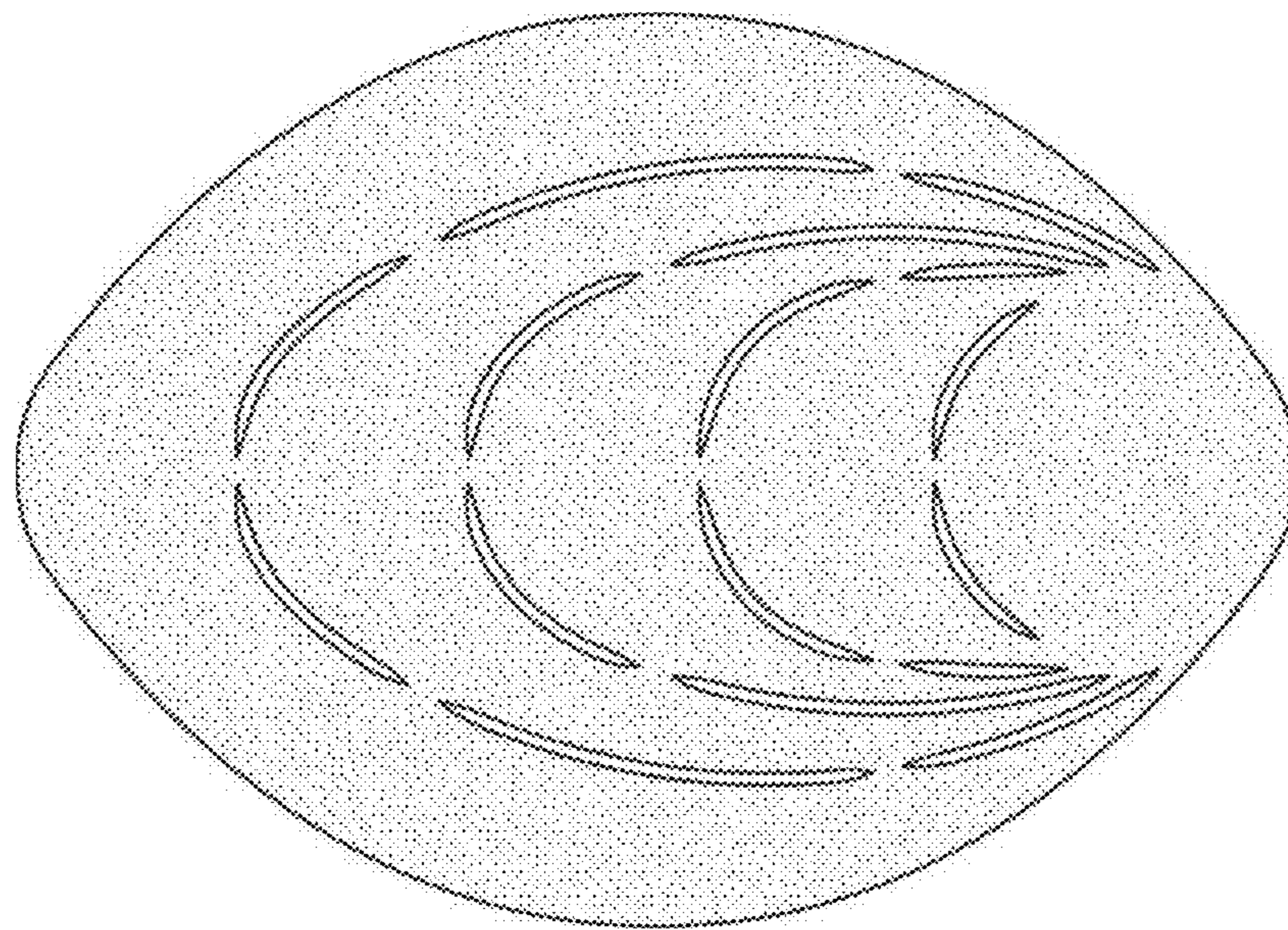


FIG. 9