



US00D875955S

(12) **United States Design Patent**
Turner

(10) **Patent No.:** **US D875,955 S**
(45) **Date of Patent:** **** Feb. 18, 2020**

(54) **WRAP FOR DRYING, STORAGE AND TRANSPORT OF ATHLETIC WRAPS**

(71) Applicant: **Tecumpseh S. Turner**, Cypress, TX (US)

(72) Inventor: **Tecumpseh S. Turner**, Cypress, TX (US)

(**) Term: **15 Years**

(21) Appl. No.: **29/663,525**

(22) Filed: **Sep. 17, 2018**

(51) **LOC (12) Cl.** **24-01**

(52) **U.S. Cl.**
USPC **D24/189**

(58) **Field of Classification Search**
USPC D24/127-130, 187-190
CPC A61F 13/023; A61F 13/0259; A61F 2013/00412; A61F 2013/00846; A61F 13/0203; A61F 2/12; A61F 2/0063; A61F 2210/0004; A61N 1/0456; Y10T 428/14; Y10T 428/15; Y10T 428/149; Y10T 428/1495; Y10T 428/1471; Y10T 428/24793; Y10T 428/24802; Y10T 428/1476; Y10T 428/24777; Y10T 428/2848; A61L 27/3604; A61L 27/362; A61L 27/3683; A61L 2430/40; A61L 27/56

See application file for complete search history.

(56) **References Cited**

U.S. PATENT DOCUMENTS

4,243,052 A * 1/1981 Bailey A61N 1/0456 607/148
D318,413 S * 7/1991 McNulty, Jr. D3/201
D364,798 S * 12/1995 Bright D24/128

D369,907 S * 5/1996 Sayovitz D5/53
6,543,809 B1 * 4/2003 Kistner B42D 15/00 206/38
D509,299 S * 9/2005 Watanabe D24/189
D535,032 S * 1/2007 Bendjy D24/189
D545,441 S * 6/2007 Miyachika D24/189
D552,247 S * 10/2007 Uematsu D24/189
D686,734 S * 7/2013 Tsuruta D24/189
RE45,864 E * 1/2016 Peron D24/184
D750,789 S * 3/2016 Mackay D24/189
D777,332 S * 1/2017 Li D24/189
D824,525 S * 7/2018 Lacy A61F 13/0259 D24/189
RE47,644 E * 10/2019 Peron D24/184
2010/0122417 A1 * 5/2010 Vrzalik A47C 21/046 5/652.1
2012/0238932 A1 * 9/2012 Atteia A61F 13/0276 602/52

* cited by examiner

Primary Examiner — Jennifer L Watkins

(57) **CLAIM**

The ornamental design for a wrap for drying, storage and transport of athletic wraps, as shown and described.

DESCRIPTION

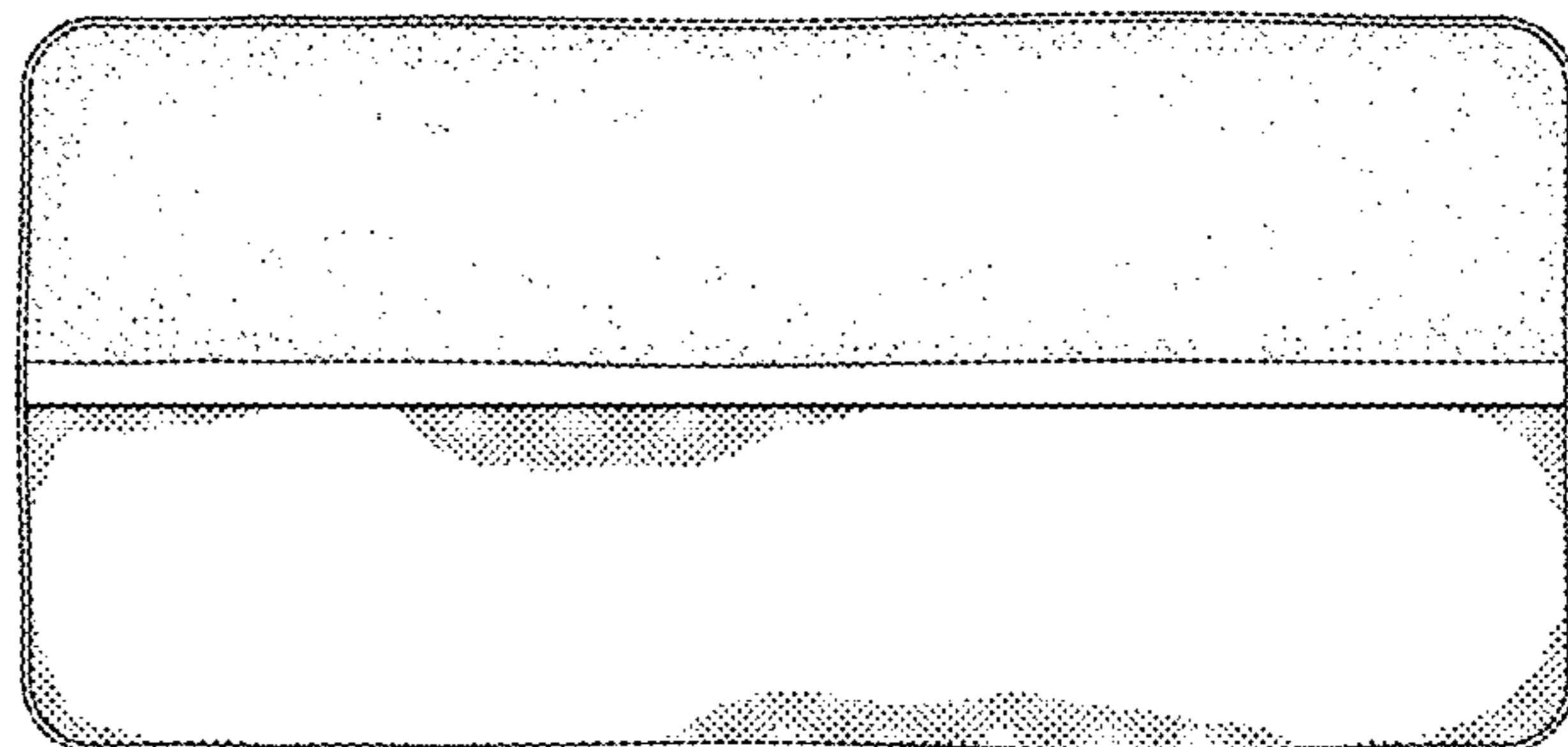
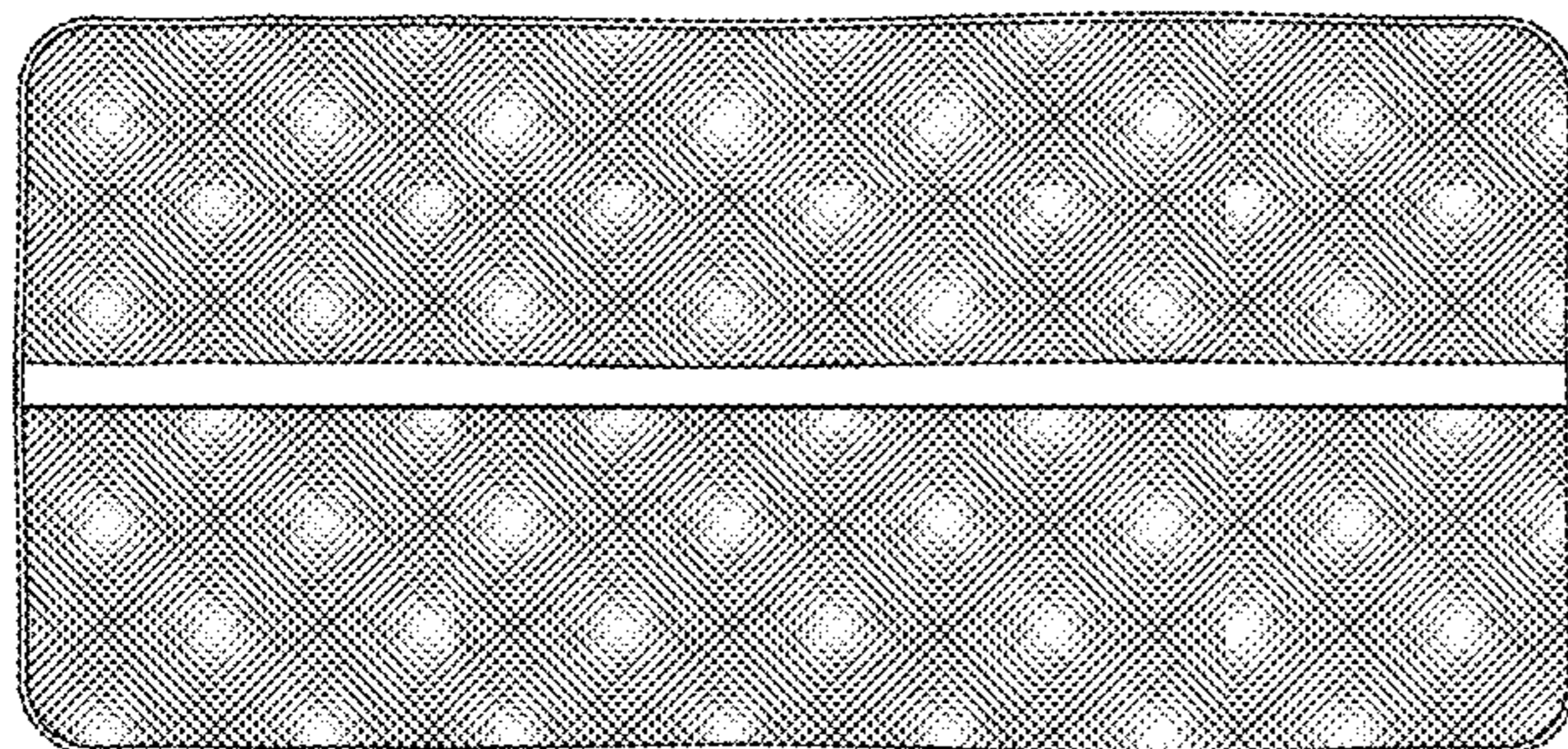
FIG. 1 is a top view of a wrap for drying, storage and transport of athletic wraps illustrating a mesh side of my new design.

FIG. 2 is a bottom view illustrating a fabric side thereof; FIG. 3 is a front view thereof, a rear view being identical; FIG. 4 is a side view thereof, an opposite side view being identical;

FIG. 5 is a top view wherein the wrap for drying, storage and transport of athletic wraps is in a folded state; and,

FIG. 6 is a perspective view illustrating the wrap for drying, storage and transport of athletic wraps in a folded and rolled state.

1 Claim, 4 Drawing Sheets






FIG. 1

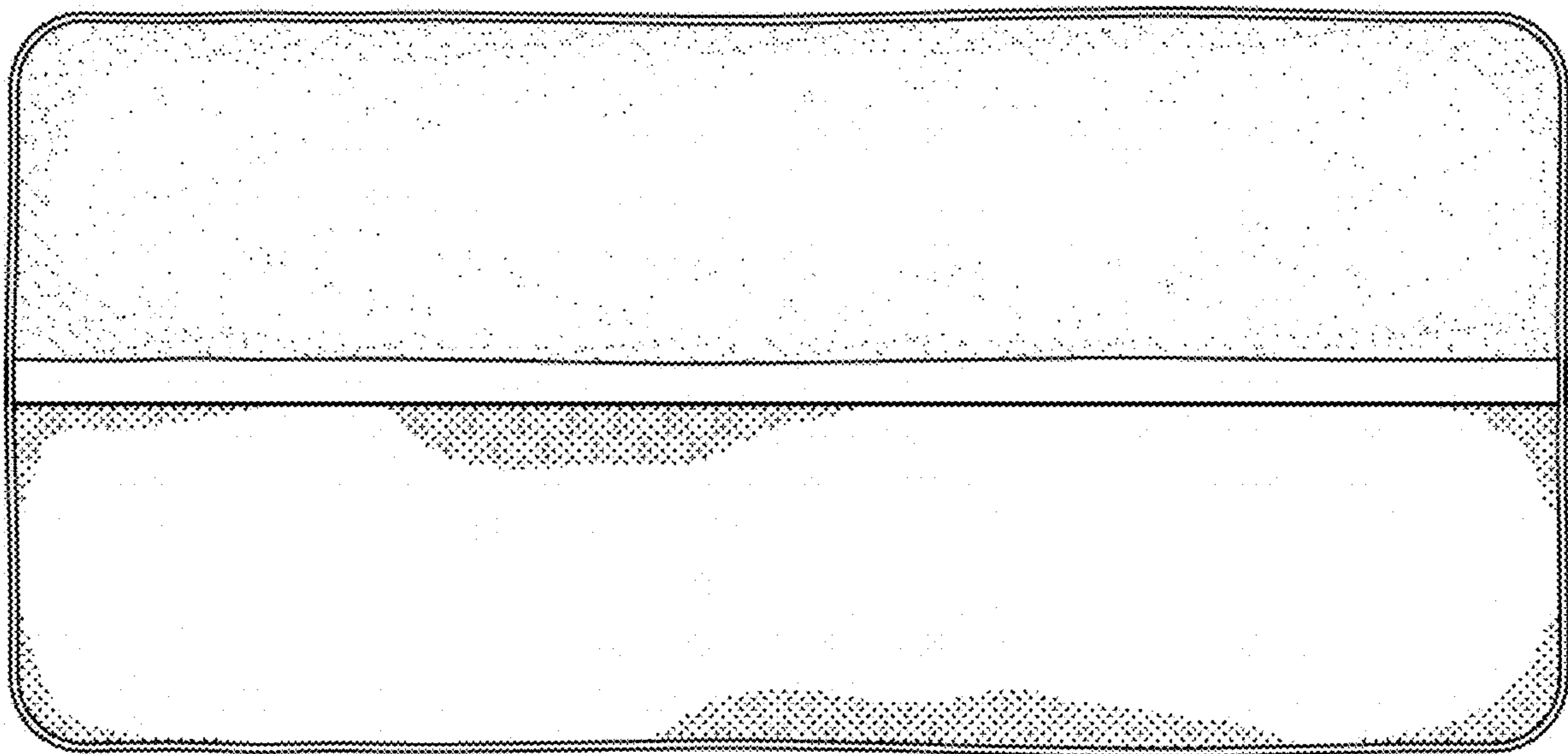


FIG. 2




FIG. 3

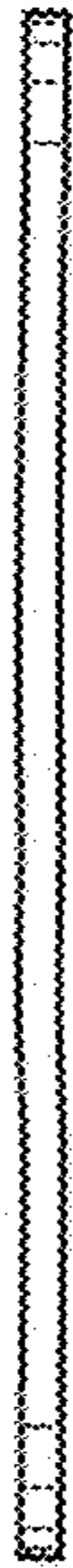


FIG. 4




FIG. 5




FIG. 6