



US00D875954S

(12) **United States Design Patent**
Tarkington

(10) **Patent No.:** **US D875,954 S**

(45) **Date of Patent:** **** Feb. 18, 2020**

- (54) **CIRCULAR BANDAGE**
- (71) Applicant: **Evelyn Mae Tarkington**, Boswell, IN (US)
- (72) Inventor: **Evelyn Mae Tarkington**, Boswell, IN (US)
- (**) Term: **15 Years**
- (21) Appl. No.: **29/658,567**
- (22) Filed: **Aug. 1, 2018**
- (51) **LOC (12) Cl.** **24-01**
- (52) **U.S. Cl.**
USPC **D24/189**
- (58) **Field of Classification Search**
USPC D24/127–130, 187–190; D20/42
CPC A61F 13/023; A61F 13/0259; A61F 2013/00412; A61F 2013/00846; A61F 13/0203; A61B 5/0408; A61N 1/0456; Y10T 428/14; Y10T 428/15; Y10T 428/149; Y10T 428/1495; Y10T 428/1471; Y10T 428/24793; Y10T 428/24802; Y10T 428/1476; Y10T 428/24777; Y10T 428/2848
See application file for complete search history.

- D489,767 S * 5/2004 White D20/42
- D539,424 S * 3/2007 Persson D24/128
- D686,329 S * 7/2013 Traboulsi A61N 5/1049
D24/189
- 8,579,863 B2 * 11/2013 Scherr A61M 25/02
604/174
- 8,916,742 B2 * 12/2014 Smith A42B 3/127
602/53
- 9,795,777 B2 * 10/2017 Sonderegger A61M 5/158
- RE47,100 E * 10/2018 Smith D24/189
- D851,261 S * 6/2019 Ricks D24/189
- 2009/0293887 A1 * 12/2009 Wilkes A61L 15/60
128/888
- 2009/0312685 A1 * 12/2009 Olsen A61F 5/443
602/54
- 2011/0172615 A2 * 7/2011 Greener A61M 1/0088
604/319
- 2015/0159066 A1 * 6/2015 Hartwell A61M 1/0088
604/319
- 2016/0067106 A1 * 3/2016 Howell A61F 13/0203
602/52

* cited by examiner

Primary Examiner — Jennifer L Watkins
(74) *Attorney, Agent, or Firm* — Sanchelima & Associates, P.A.; Christian Sanchelima; Jesus Sanchelima

(57) **CLAIM**

The ornamental design for a circular bandage, as shown and described.

(56) **References Cited**

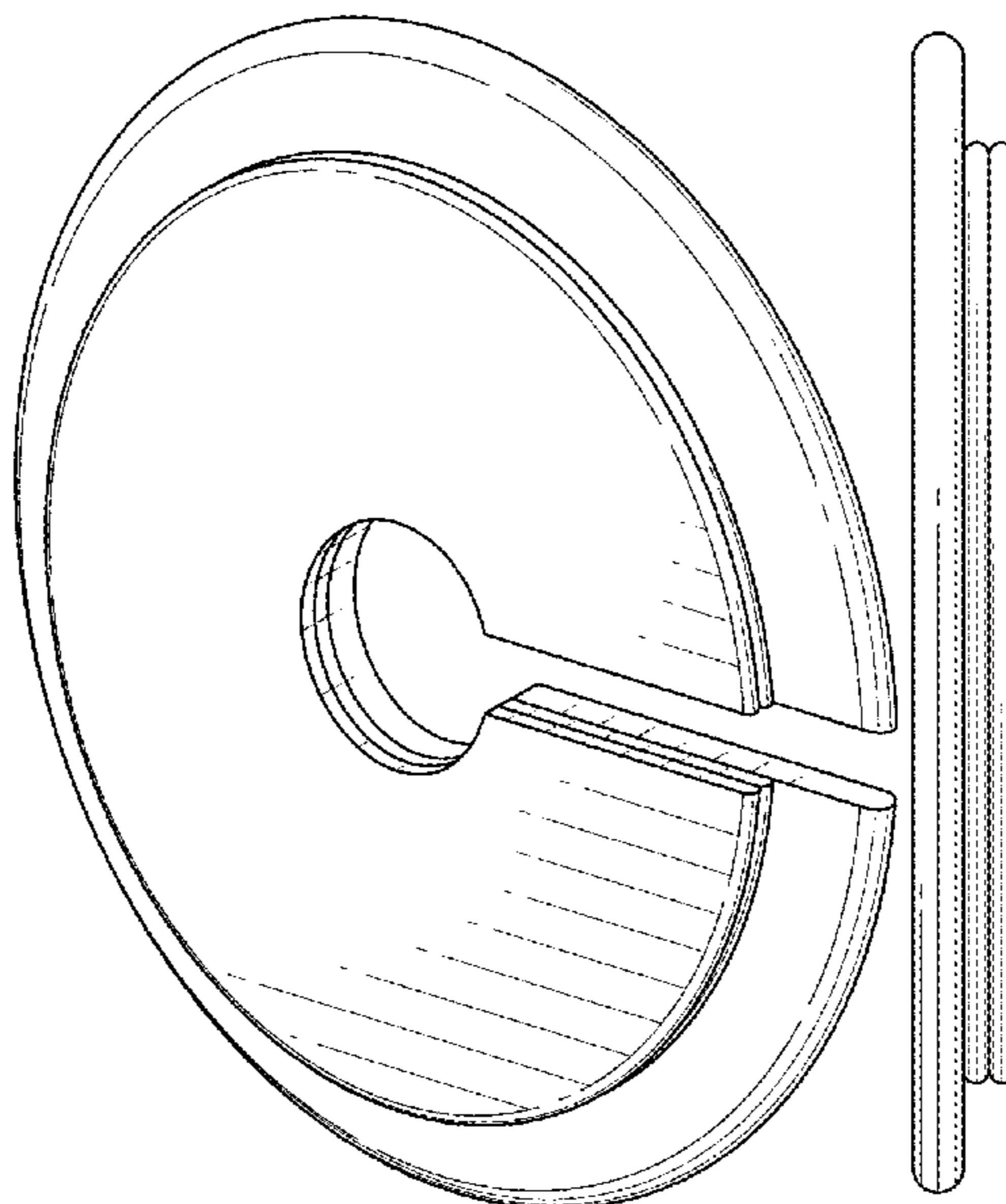
U.S. PATENT DOCUMENTS

- 4,329,999 A * 5/1982 Phillips A61B 5/411
156/247
- 4,370,984 A * 2/1983 Cartmell A61B 5/04026
600/385
- D272,943 S * 3/1984 Stone D24/134
- D296,038 S * 6/1988 Diaz D2/946
- D473,267 S * 4/2003 Thompson D20/42
- 6,607,799 B1 * 8/2003 Heinecke G09F 3/0292
428/40.1
- D480,811 S * 10/2003 Horhota D24/189
- D488,230 S * 4/2004 Ignatz D24/189

DESCRIPTION

FIG. 1 is a perspective view of a circular bandage showing my new design;
FIG. 2 is a front view thereof;
FIG. 3 is a rear view thereof;
FIG. 4 is a right side view thereof;
FIG. 5 is a left side view thereof;
FIG. 6 is a top view thereof; and,
FIG. 7 is a bottom view thereof showing my design.

1 Claim, 5 Drawing Sheets



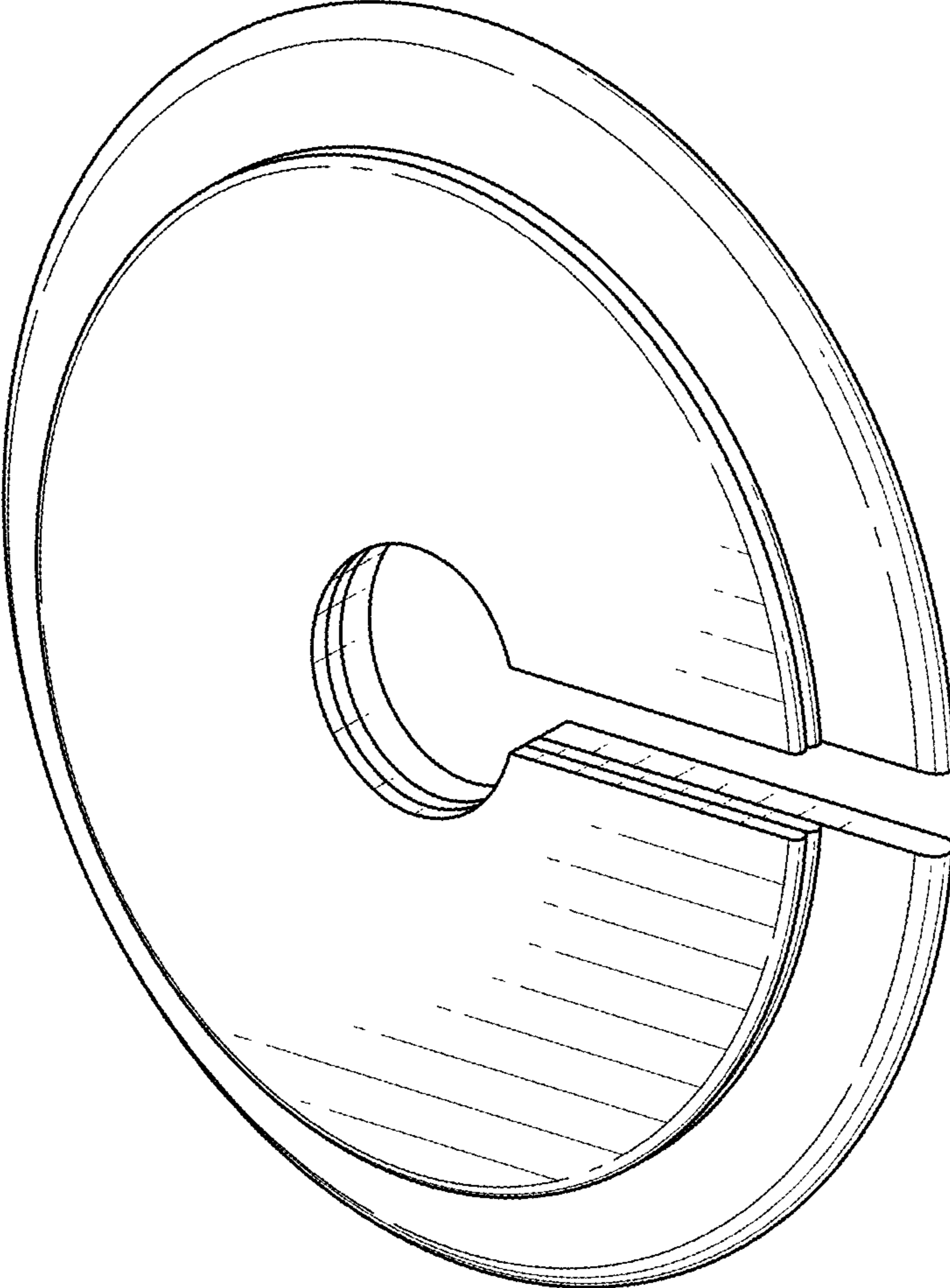


FIG. 1

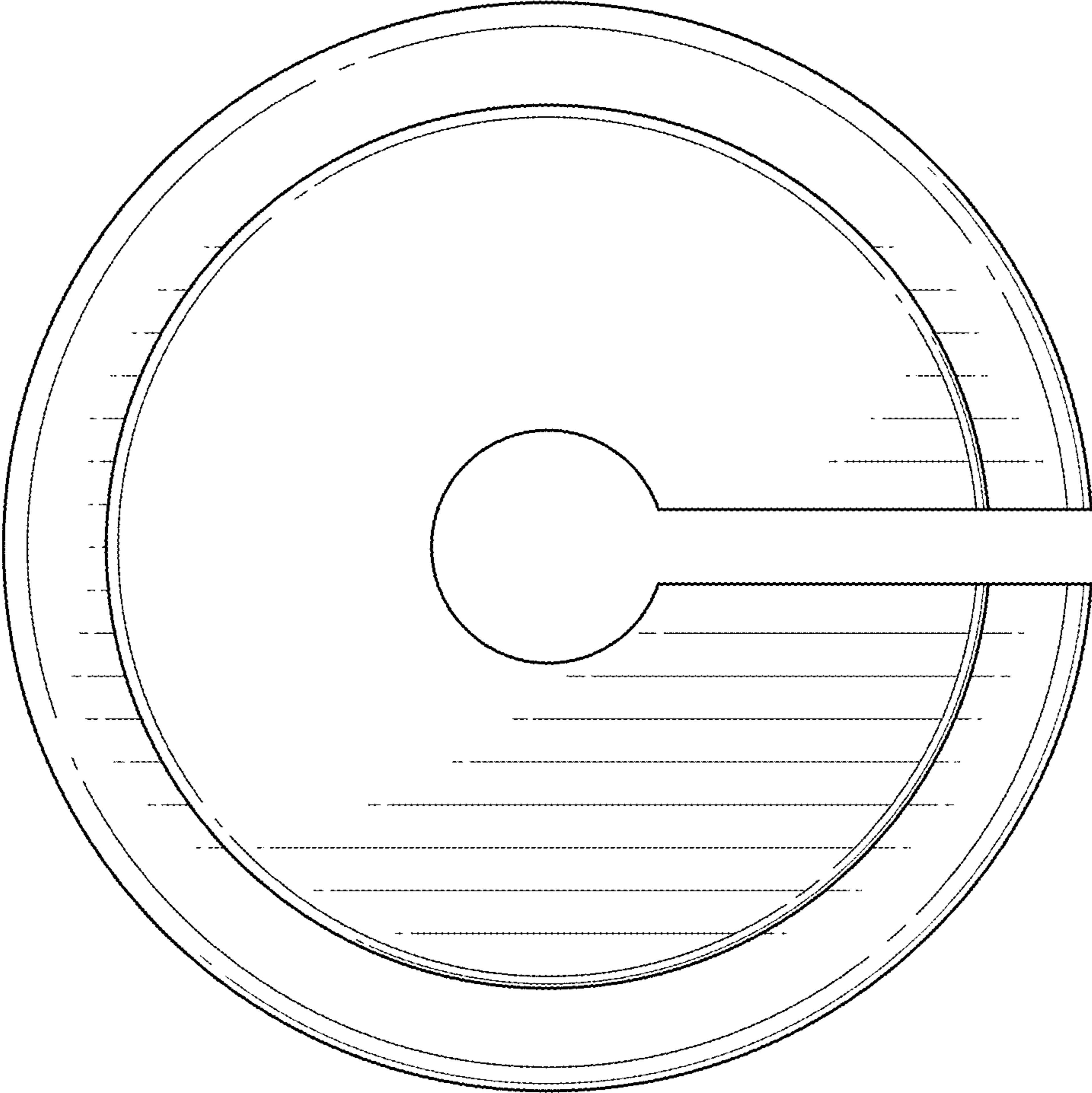


FIG. 2

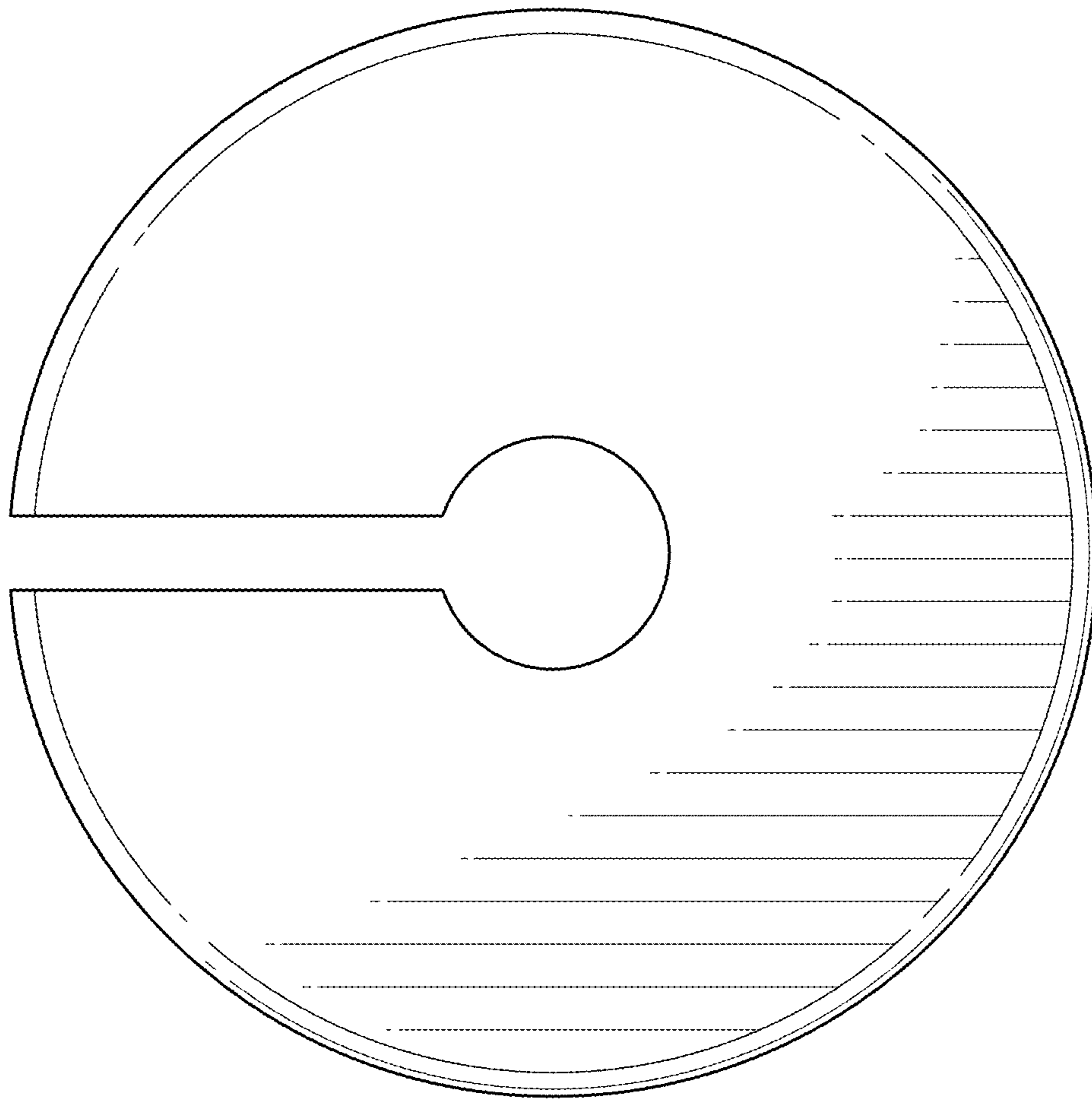


FIG. 3

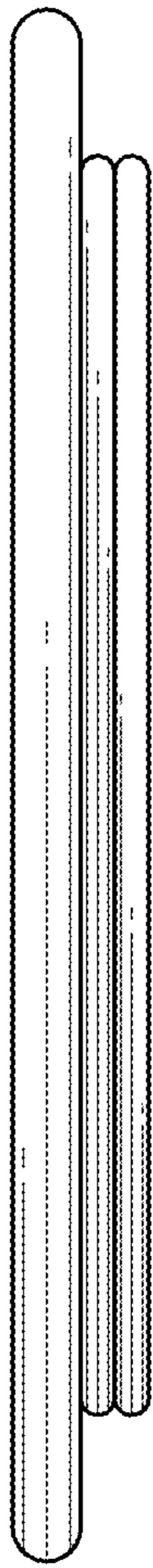


FIG. 4



FIG. 5



FIG. 6

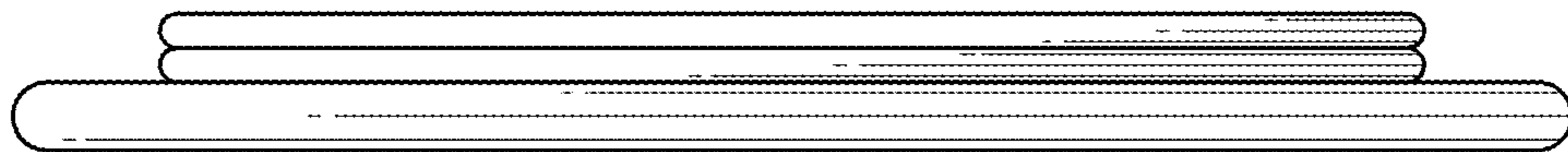


FIG. 7