



US00D875949S

(12) **United States Design Patent**
Clark et al.

(10) **Patent No.:** **US D875,949 S**
(45) **Date of Patent:** **** Feb. 18, 2020**

- (54) **THERAPEUTIC CUSHION**
- (71) Applicant: **Amenity Health, Inc.**, San Diego, CA (US)
- (72) Inventors: **Aaron Clark**, San Diego, CA (US);
Clint Erickson, San Diego, CA (US)
- (73) Assignee: **Amenity Health, Inc.**, San Diego, CA (US)
- (**) Term: **15 Years**
- (21) Appl. No.: **29/674,839**
- (22) Filed: **Dec. 26, 2018**

D416,428 S *	11/1999	Jackson	5/644
D441,587 S *	5/2001	Cameron	D6/601
6,230,350 B1 *	5/2001	Goldstein	A47C 20/026 5/636
D446,676 S *	8/2001	Mayes	D6/601
D447,805 S *	9/2001	Siegal	D24/183
D642,278 S *	7/2011	Sharps	D24/184
D643,125 S *	8/2011	Seidel	D24/184
D655,559 S *	3/2012	Cheng	D6/601
D715,579 S *	10/2014	Scarlett	D6/601
D733,897 S *	7/2015	Rossouw	D24/184
D771,414 S *	11/2016	Krishtul	D6/601
D785,184 S *	4/2017	Higgins	D24/184
D804,850 S *	12/2017	Acosta De Nicolo	D6/601
D841,819 S *	2/2019	Clark	D24/183
D848,763 S *	5/2019	Potter	D6/601
D855,354 S *	8/2019	Zanki	D6/601

(Continued)

Related U.S. Application Data

- (62) Division of application No. 29/605,752, filed on May 30, 2017, now Pat. No. Des. 841,819.
- (51) **LOC (12) Cl.** **24-02**
- (52) **U.S. Cl.**
USPC **D24/183; D6/601**
- (58) **Field of Classification Search**
USPC D24/107, 108, 113, 114, 121, 133,
D24/183-186, 216, 222, 224, 225, 226,
D24/227, 228, 229, 230, 231, 233
CPC B01F 13/0025; B01J 2219/00292; B01J
2220/64; B01L 3/14; B01L 3/508-50825;
B01L 3/52-523
See application file for complete search history.

References Cited

U.S. PATENT DOCUMENTS

D295,248 S *	4/1988	Sommerfield	D6/601
D309,542 S *	7/1990	Glenn	5/652
5,652,981 A *	8/1997	Singer-Leyton	A47C 20/025 5/631
D390,665 S *	2/1998	Kennemore	D24/183

Primary Examiner — Vy N Koenig

(74) *Attorney, Agent, or Firm* — Cooley LLP

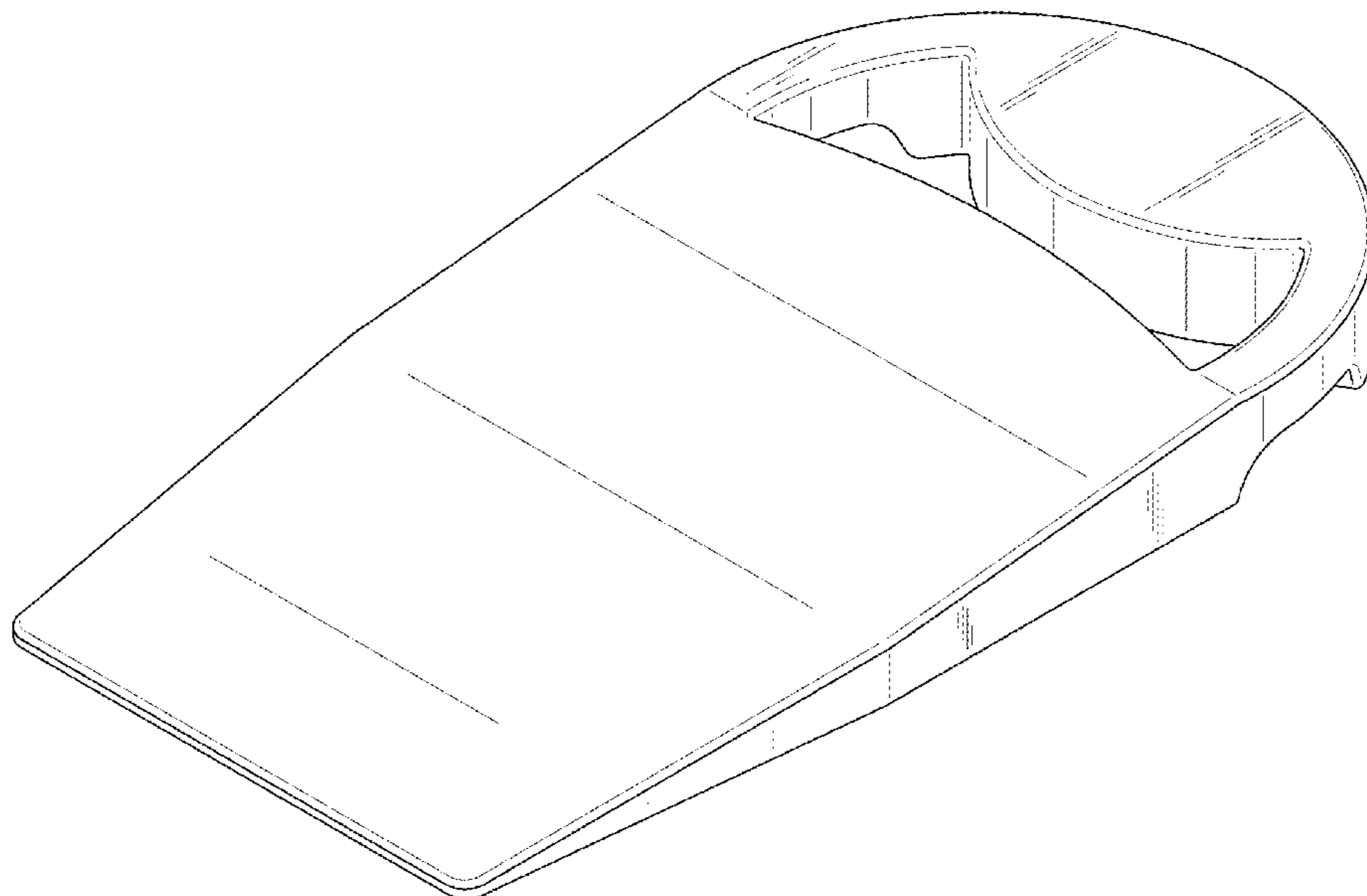
(57) **CLAIM**

The ornamental design for a therapeutic cushion, as shown and described.

DESCRIPTION

FIG. 1 is a front perspective view of a therapeutic cushion showing our new design;
 FIG. 2 is a front view of the therapeutic cushion illustrated in FIG. 1;
 FIG. 3 is a rear view of the therapeutic cushion illustrated in FIG. 1;
 FIG. 4 is a left side view of the therapeutic cushion illustrated in FIG. 1;
 FIG. 5 is a right side view of the therapeutic cushion illustrated in FIG. 1;
 FIG. 6 is a top view of the therapeutic cushion illustrated in FIG. 1; and,
 FIG. 7 is a bottom side view of the therapeutic cushion illustrated in FIG. 1.

1 Claim, 5 Drawing Sheets



(56)

References Cited

U.S. PATENT DOCUMENTS

D856,708 S * 8/2019 Chen D6/601
2007/0067915 A1 * 3/2007 Pryor A47G 9/10
5/636

* cited by examiner

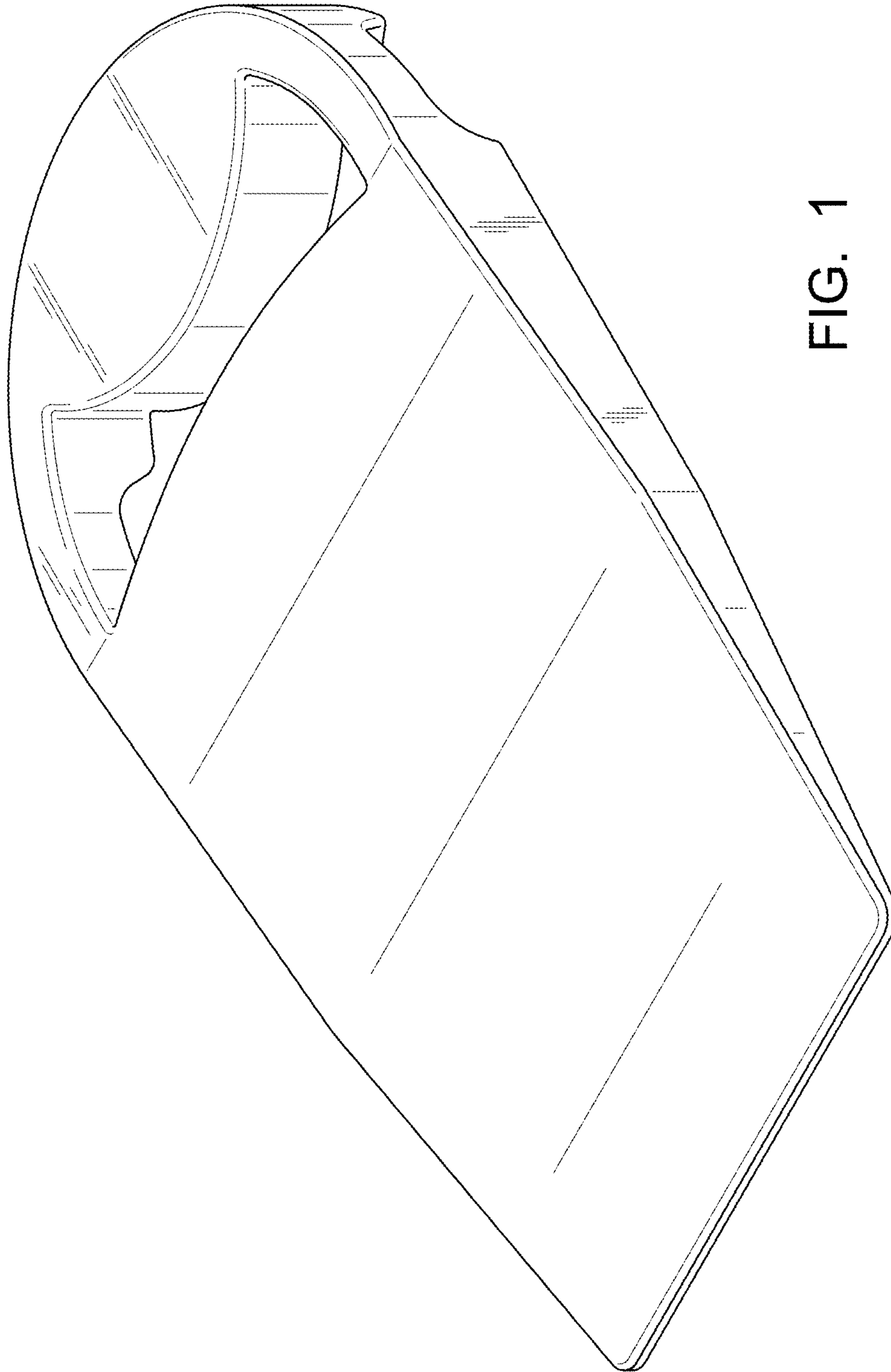


FIG. 1




FIG. 2




FIG. 3




FIG. 4




FIG. 5

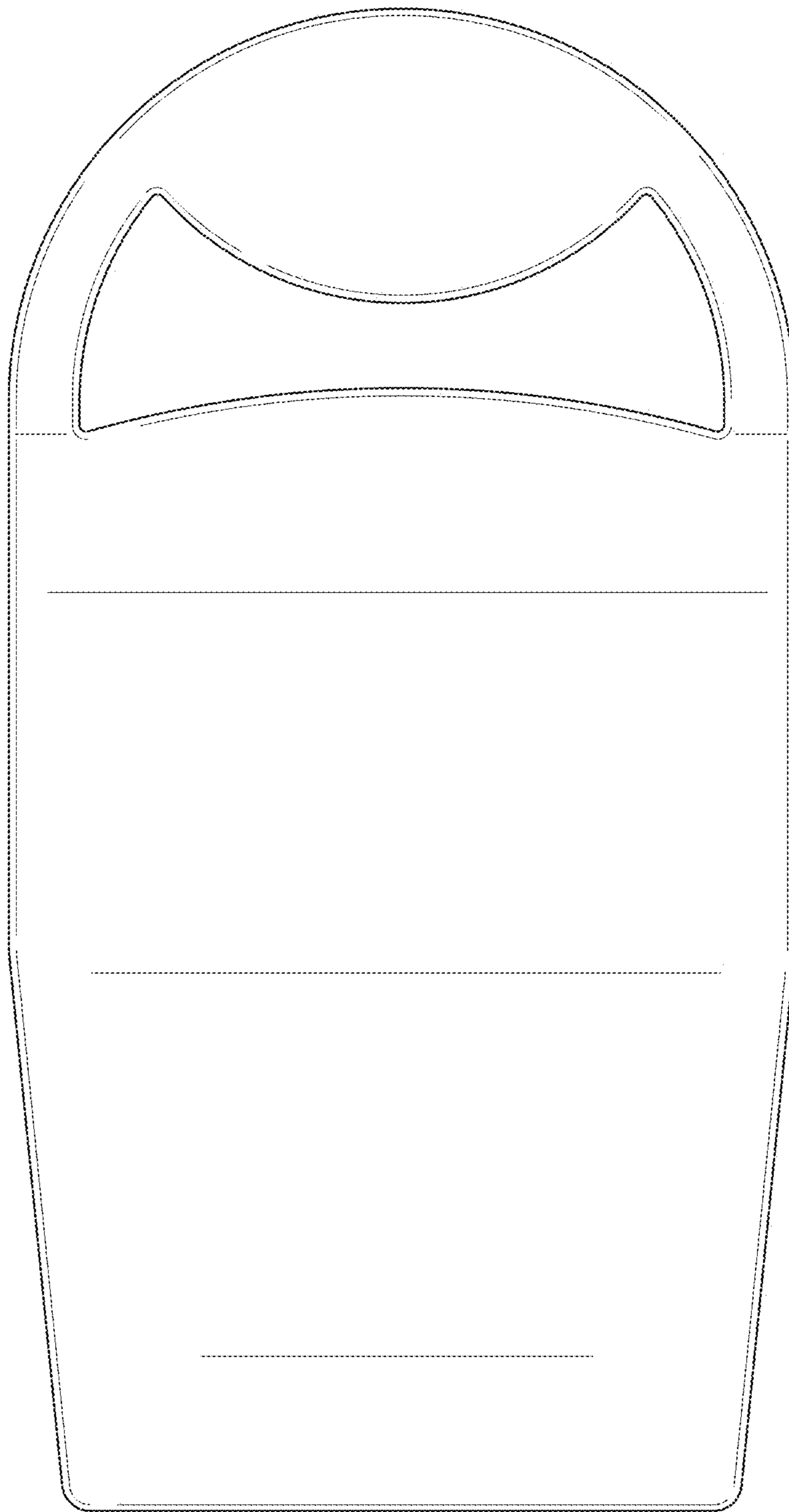


FIG. 6

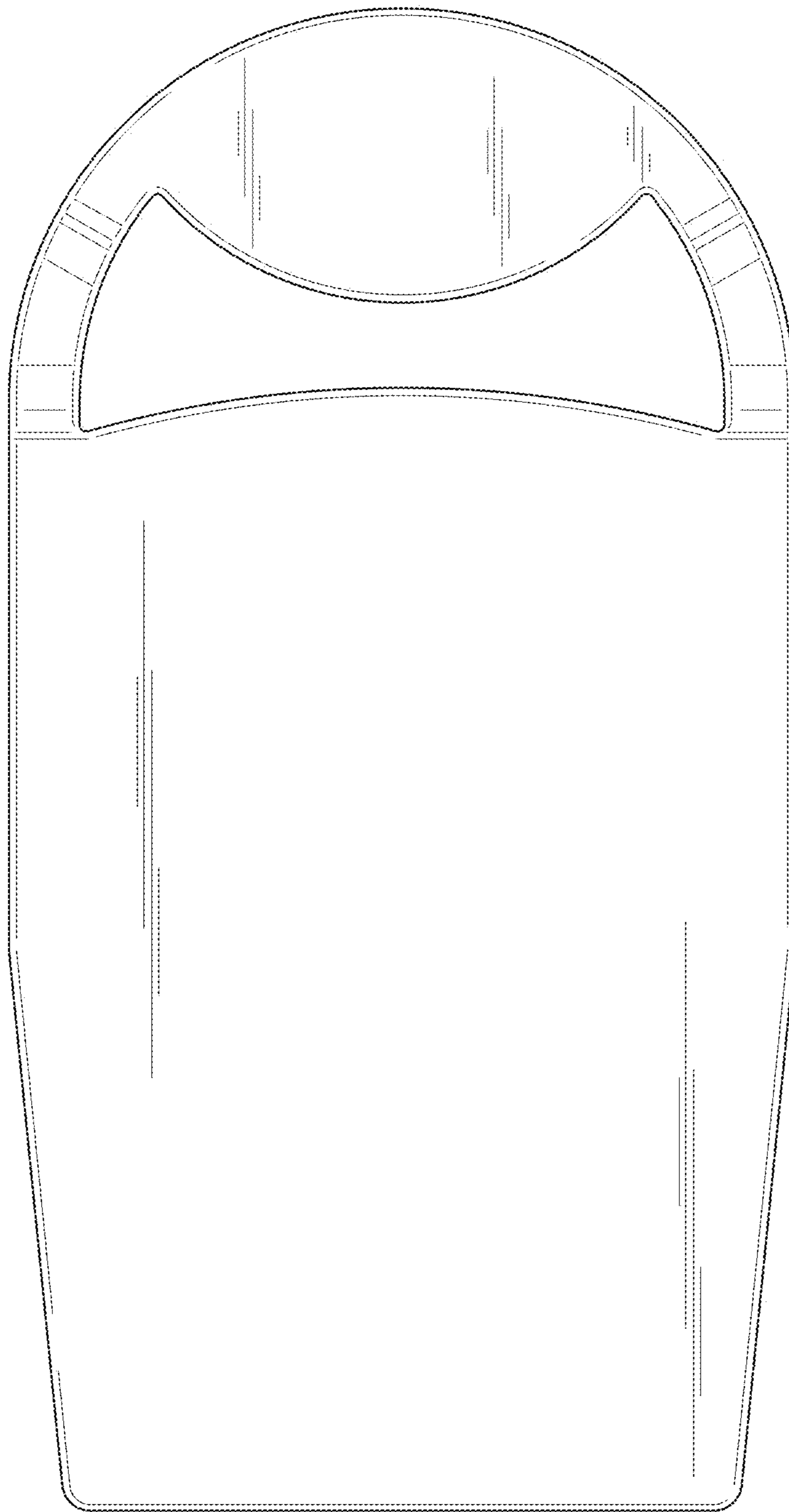


FIG. 7