



US00D875947S

(12) **United States Design Patent** (10) **Patent No.:** **US D875,947 S**
Wardius, Jr. et al. (45) **Date of Patent:** **** Feb. 18, 2020**

(54) **DENTAL INSTRUMENT MOUNT FOR PROPHY PASTE CONTAINERS**

5,016,795 A * 5/1991 Porteous A61C 19/006
206/63.5
5,112,227 A * 5/1992 Bull A61C 19/006
206/63.5
5,368,482 A * 11/1994 Johnsen A61C 19/00
206/63.5
D372,980 S * 8/1996 Berger D24/176

(71) Applicant: **Wardius Enterprises, LLC**, Reading, PA (US)

(72) Inventors: **E. Robert Wardius, Jr.**, Reading, PA (US); **David Reeser**, Wilmington, NC (US)

(Continued)

(**) Term: **15 Years**

(21) Appl. No.: **29/593,642**

(22) Filed: **Feb. 10, 2017**

OTHER PUBLICATIONS

Comfy-Grip Propphy Paste Cup Holders 3/Pk. Ergonomic, Autoclavable. By Premier. Retrieved on Sep. 28, 2018. https://www.net32.com/ec/comfygrip-propphy-paste-cup-holders-3-ergonomic-d-112900?utm_source=Windfall&utm_medium=productfeed&utm_content...*

Primary Examiner — Wan Laymon

(74) *Attorney, Agent, or Firm* — Miller Law Group, PLLC

Related U.S. Application Data

(63) Continuation-in-part of application No. 29/585,335, filed on Nov. 22, 2016, now Pat. No. Des. 854,694, and a continuation-in-part of application No. 29/579,808, filed on Oct. 4, 2016, now abandoned, and a continuation-in-part of application No. 29/561,592, filed on Apr. 18, 2016, now Pat. No. Des. 823,105.

(51) **LOC (12) Cl.** **24-02**

(52) **U.S. Cl.**
USPC **D24/176**

(58) **Field of Classification Search**
USPC D24/176, 227, 108, 152, 127-128; 433/163
CPC ... A61C 17/005; A61C 17/0205; A61C 17/22; A61C 19/006; A61C 19/00; A61C 19/005; A61C 17/00; B65D 1/34
See application file for complete search history.

(57) **CLAIM**

The ornamental design for a dental instrument mount for prophy paste containers, as shown and described.

DESCRIPTION

FIG. 1 is an enlarged upper perspective view of a dental instrument mount for prophy paste containers having two overlying receptacles to receive a conventional cylindrical prophy paste container and an elongated rectangular prophy paste container, the lower portion thereof being adapted to sit on a flat surface or to be held between the fingers of a dental professional;

FIG. 2 is a first side elevational view of the dental instrument mount shown in FIG. 1;

FIG. 3 is a second side elevational view thereof;

FIG. 4 a third side elevational view of the dental instrument mount shown in FIG. 2;

FIG. 5 a fourth side elevational view of the dental instrument mount shown in FIG. 3;

FIG. 6 is a top plan view thereof; and,

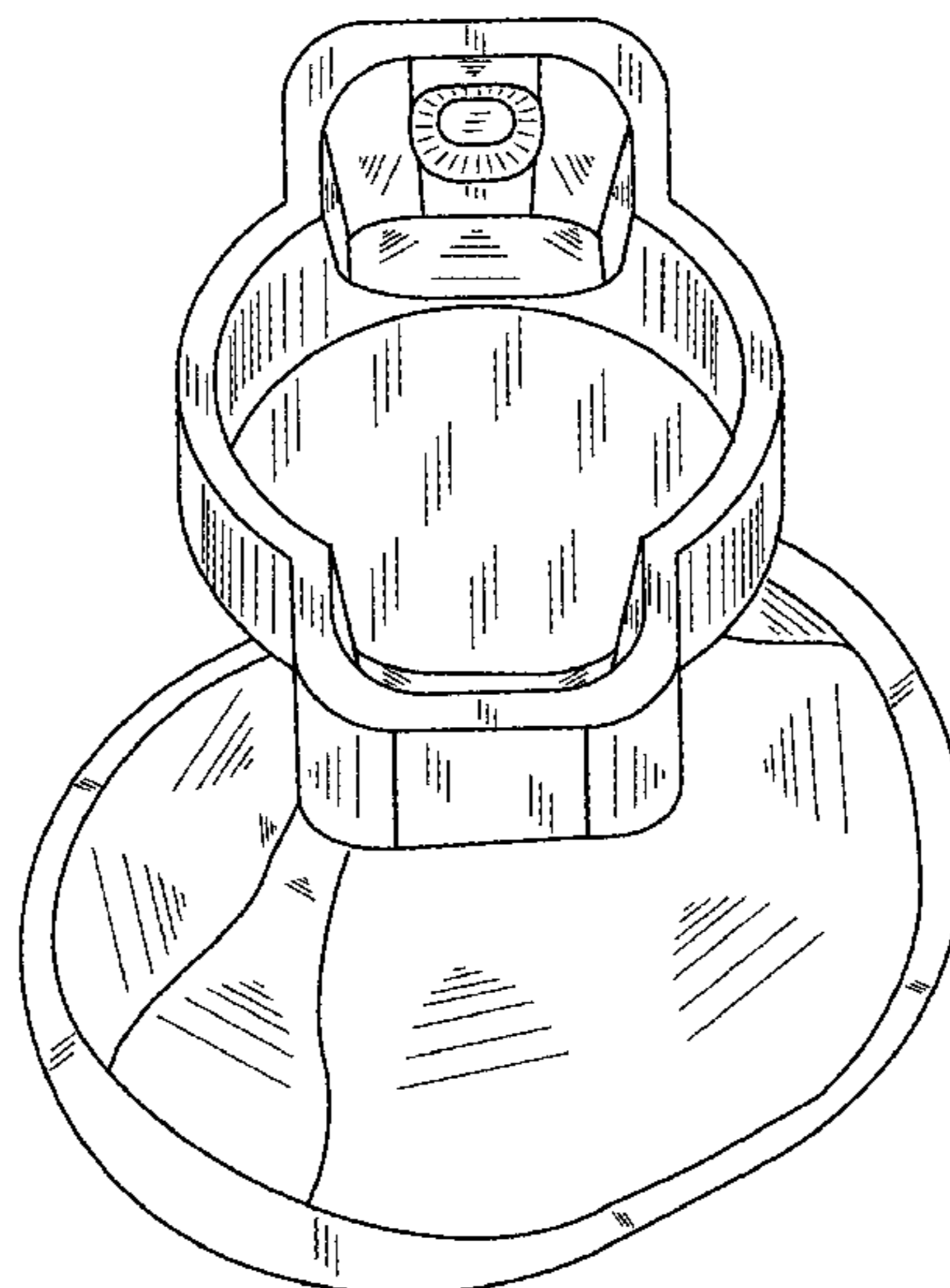
FIG. 7 is a bottom plan view thereof.

(56) **References Cited**

U.S. PATENT DOCUMENTS

D276,272 S * 11/1984 Weissenburger D24/176
4,717,057 A * 1/1988 Porteous A61C 19/006
206/63.5

1 Claim, 4 Drawing Sheets



(56)

References Cited

U.S. PATENT DOCUMENTS

5,732,862 A * 3/1998 Bull A61C 19/006
206/63.5
5,996,864 A * 12/1999 Birglechner A61C 19/006
224/217
6,082,997 A * 7/2000 Prescott A61C 19/006
224/217
6,164,965 A * 12/2000 Hammerlund A61C 19/006
224/217
6,280,189 B1 * 8/2001 Muller A61C 19/006
224/217
7,114,950 B2 10/2006 Dellanina
8,584,298 B2 * 11/2013 Viscomi A61C 19/006
15/104.92
D868,975 S * 12/2019 Maiello D24/176
2017/0258567 A1 * 9/2017 Wardius, Jr. A61C 19/006

* cited by examiner

Fig. 1

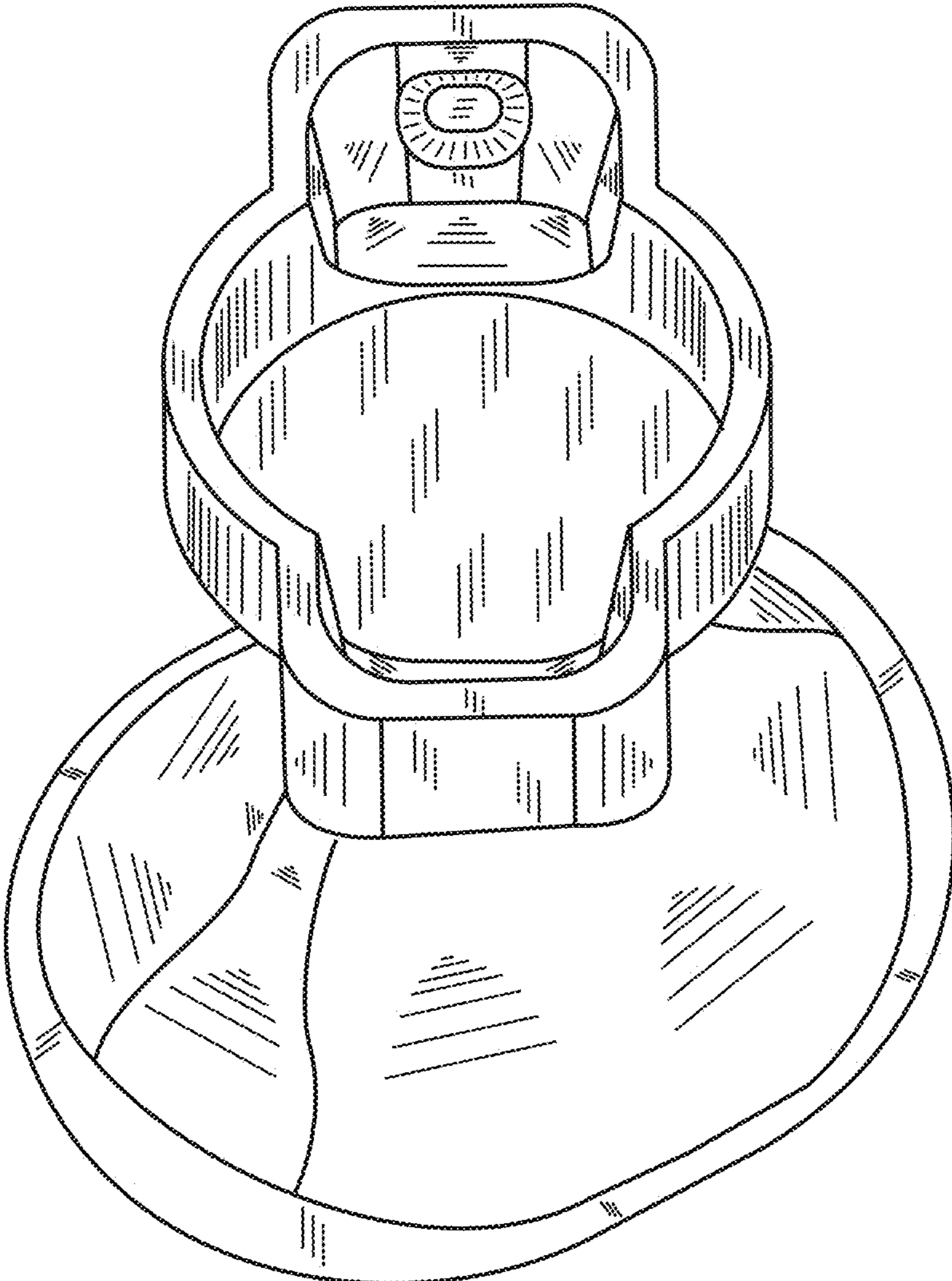


Fig. 2

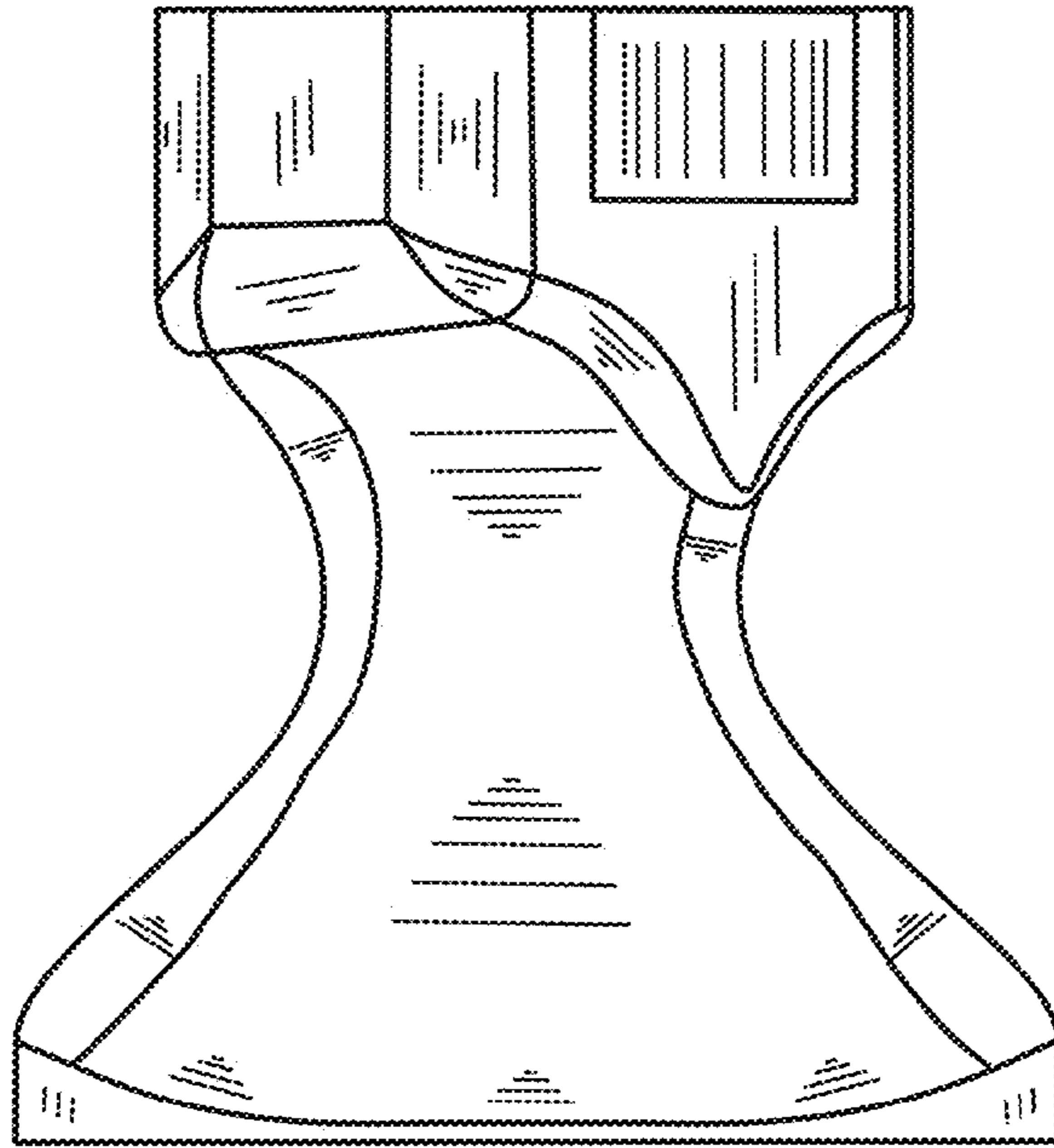


Fig. 3

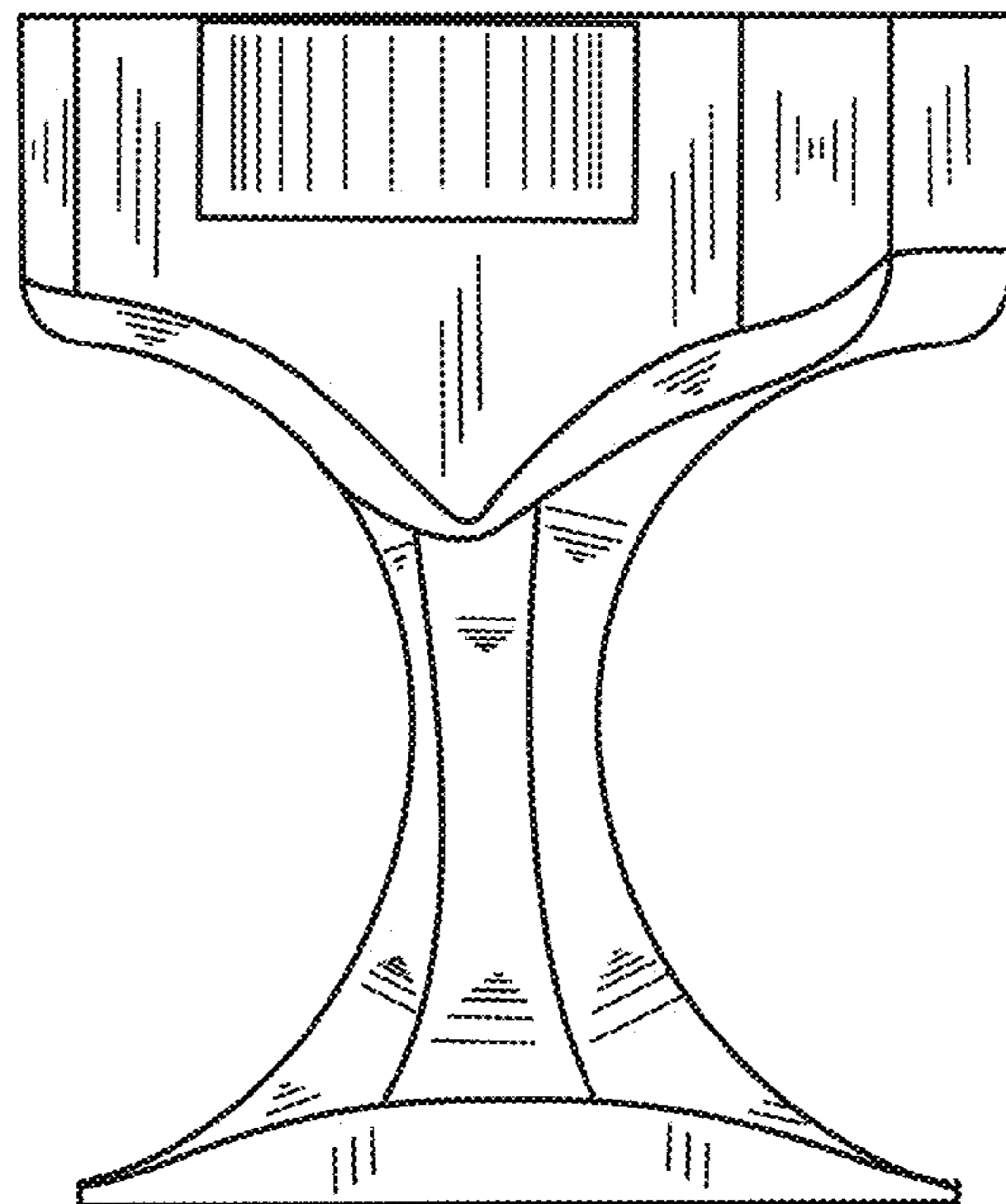


Fig. 4

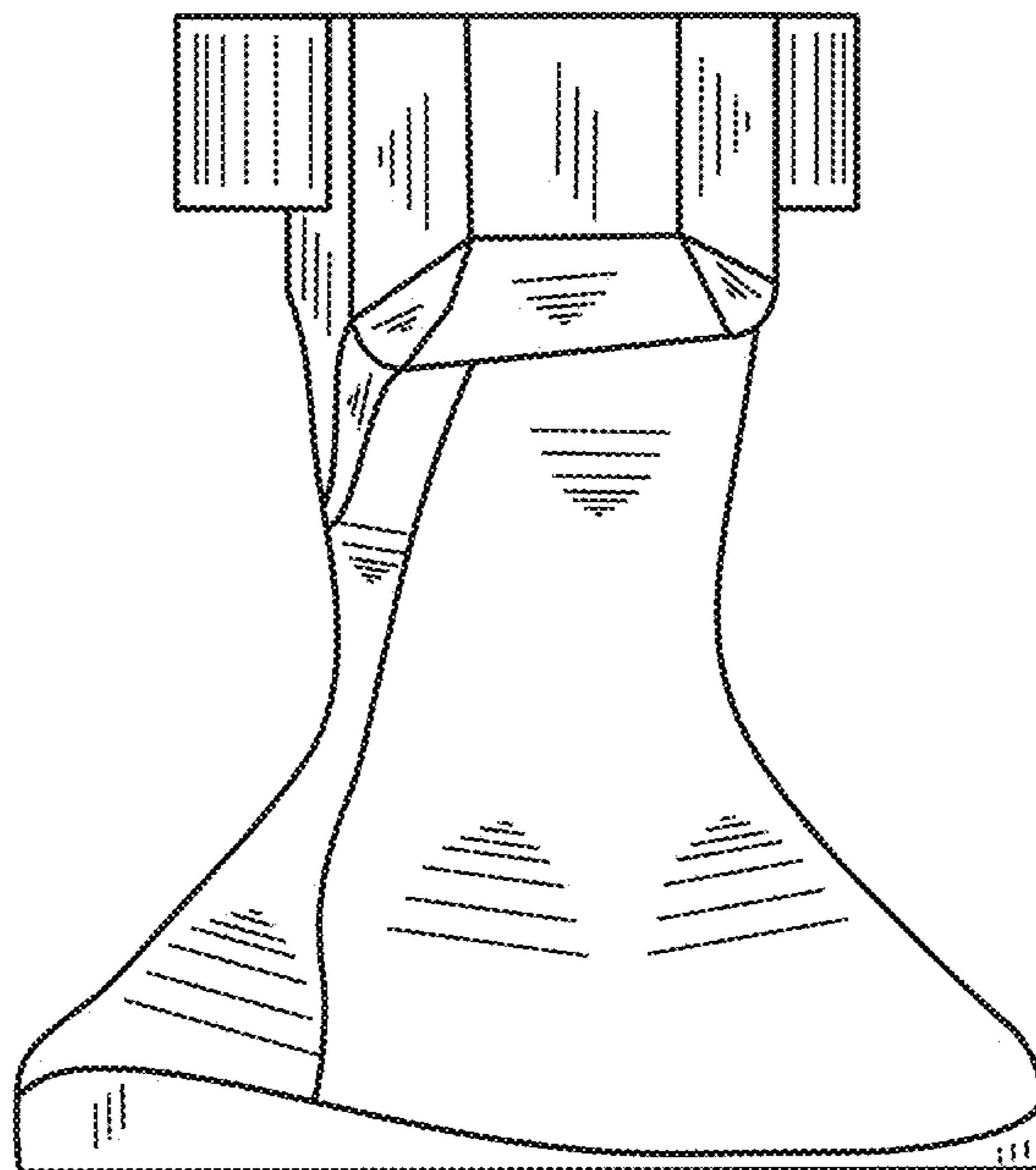


Fig. 5

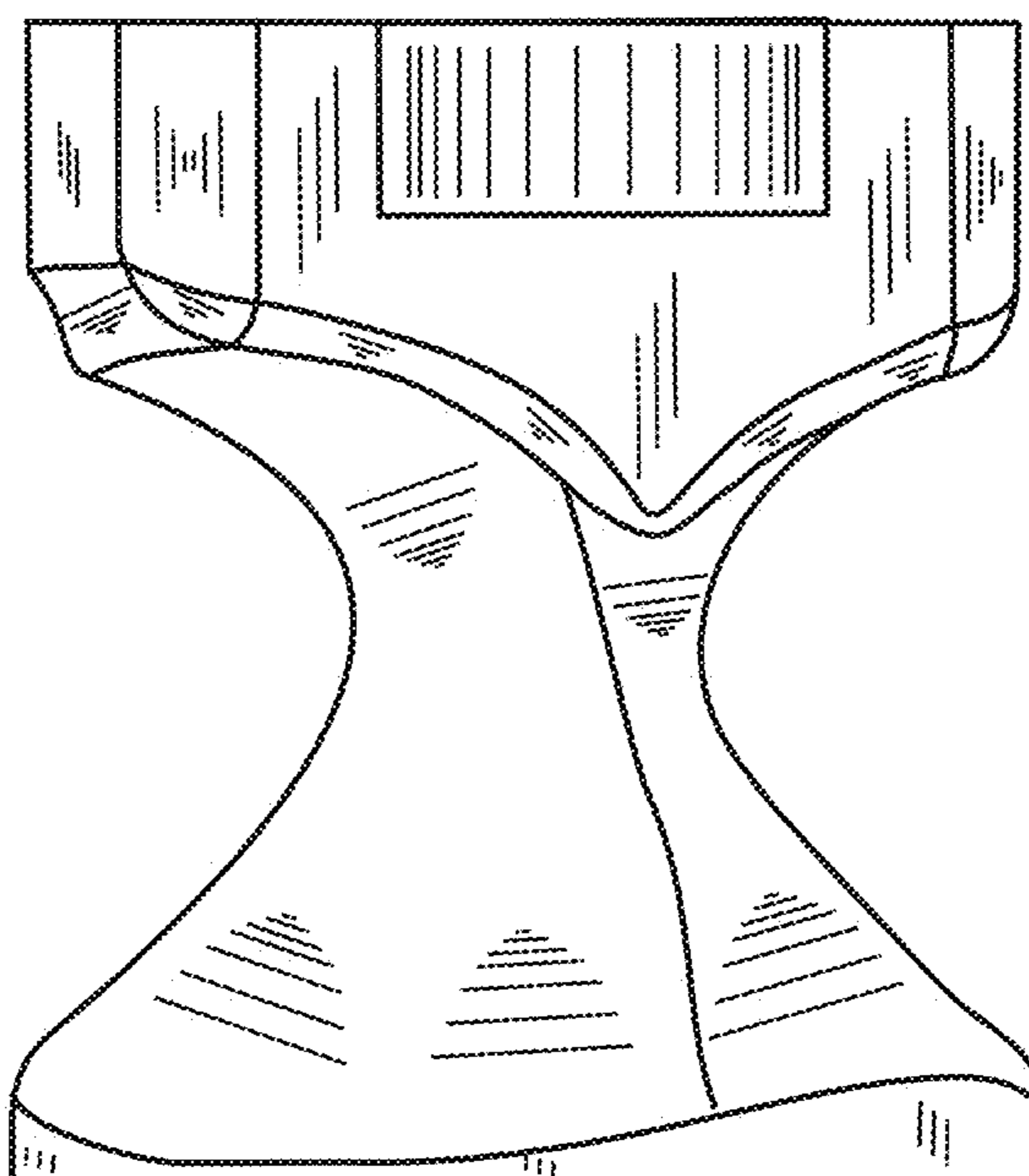


Fig. 6




Fig. 7

