



US00D875944S

(12) **United States Design Patent** (10) **Patent No.:** **US D875,944 S**
Duan et al. (45) **Date of Patent:** **** Feb. 18, 2020**

(54) **RADIOPAQUE MARKER**
(71) Applicant: **Ankon Medical Technologies (Shanghai) Co., LTD.**, Shanghai (CN)
(72) Inventors: **Xiaodong Duan**, Pleasanton, CA (US); **Lei Liu**, Suzhou (CN); **Min Li**, Wuxi (CN)
(73) Assignee: **Ankon Medical Technologies (Shanghai) Co., LTD.**, Shanghai (CN)
(**) Term: **15 Years**
(21) Appl. No.: **29/678,203**
(22) Filed: **Jan. 26, 2019**
(30) **Foreign Application Priority Data**

Jul. 26, 2018 (CN) 2018 3 0405126

(51) **LOC (12) Cl.** **24-01**
(52) **U.S. Cl.**
USPC **D24/158**

(58) **Field of Classification Search**
USPC D24/107, 158-161, 185, 187, 231, 101, D24/102, 104, 137, 138, 140; D1/126, D1/130; D21/484, 486, 488; D25/113, D25/114, 117; D8/21, 28
CPC A61B 90/39; A61B 2090/3908; A61B 2090/3912; A61B 2090/392; A61B 2090/3925; A61B 2090/3929; A61B 2090/3937; A61B 2090/3954; A61B 2090/3966; A61B 5/062; A61B 5/064; A61B 5/066; A61B 5/0861; A61B 1/041; A61B 2562/0219
See application file for complete search history.

(56) **References Cited**
U.S. PATENT DOCUMENTS

D288,381 S * 2/1987 Eldred D1/128
D385,085 S * 10/1997 Benson D1/120

7,123,690 B1 * 10/2006 Brown A61B 90/39 378/165
D715,442 S * 10/2014 Allen D24/158
D737,977 S * 9/2015 Dutschmann D24/158
D791,325 S * 7/2017 Whittchow D24/158
D820,452 S * 6/2018 Rai D24/158
2010/0298698 A1 * 11/2010 Burbank A61M 37/0069 600/431
2011/0065987 A1 * 3/2011 Mullick A61B 1/00016 600/109
2014/0275964 A1 * 9/2014 Kim A61N 5/1007 600/411
2016/0287058 A1 * 10/2016 Ye A61B 1/00158
2016/0302880 A1 * 10/2016 Uhlemann G01R 33/285
2018/0055597 A1 * 3/2018 Duan A61B 90/39
2019/0030192 A1 * 1/2019 Duan A61K 49/0409

* cited by examiner

Primary Examiner — Anhdao Doan

(74) *Attorney, Agent, or Firm* — Treasure IP Group, LLC

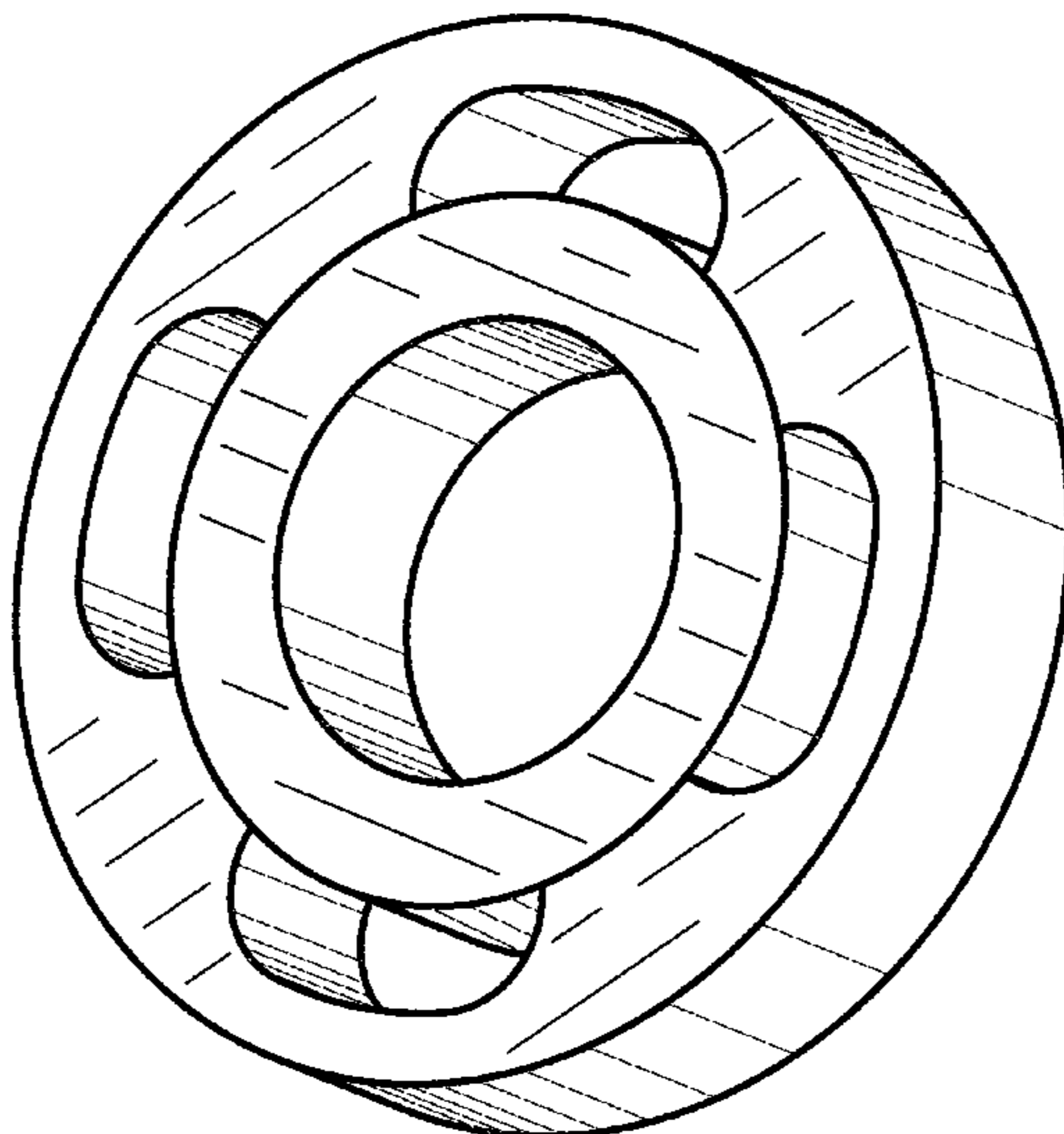
(57) **CLAIM**

The ornamental design for a radiopaque marker, as shown and described.

DESCRIPTION

FIG. 1 is a perspective view of a radiopaque marker showing my new design;
FIG. 2 is a stereogram view of the radiopaque marker;
FIG. 3 is a front view thereof;
FIG. 4 is a rear view thereof;
FIG. 5 is a left side view thereof;
FIG. 6 is a right side view thereof;
FIG. 7 is a top view of thereof; and,
FIG. 8 is a bottom view thereof.
The broken lines depicting a capsule shell in FIG. 1 represent an environment and form no part of the claimed design.

1 Claim, 8 Drawing Sheets



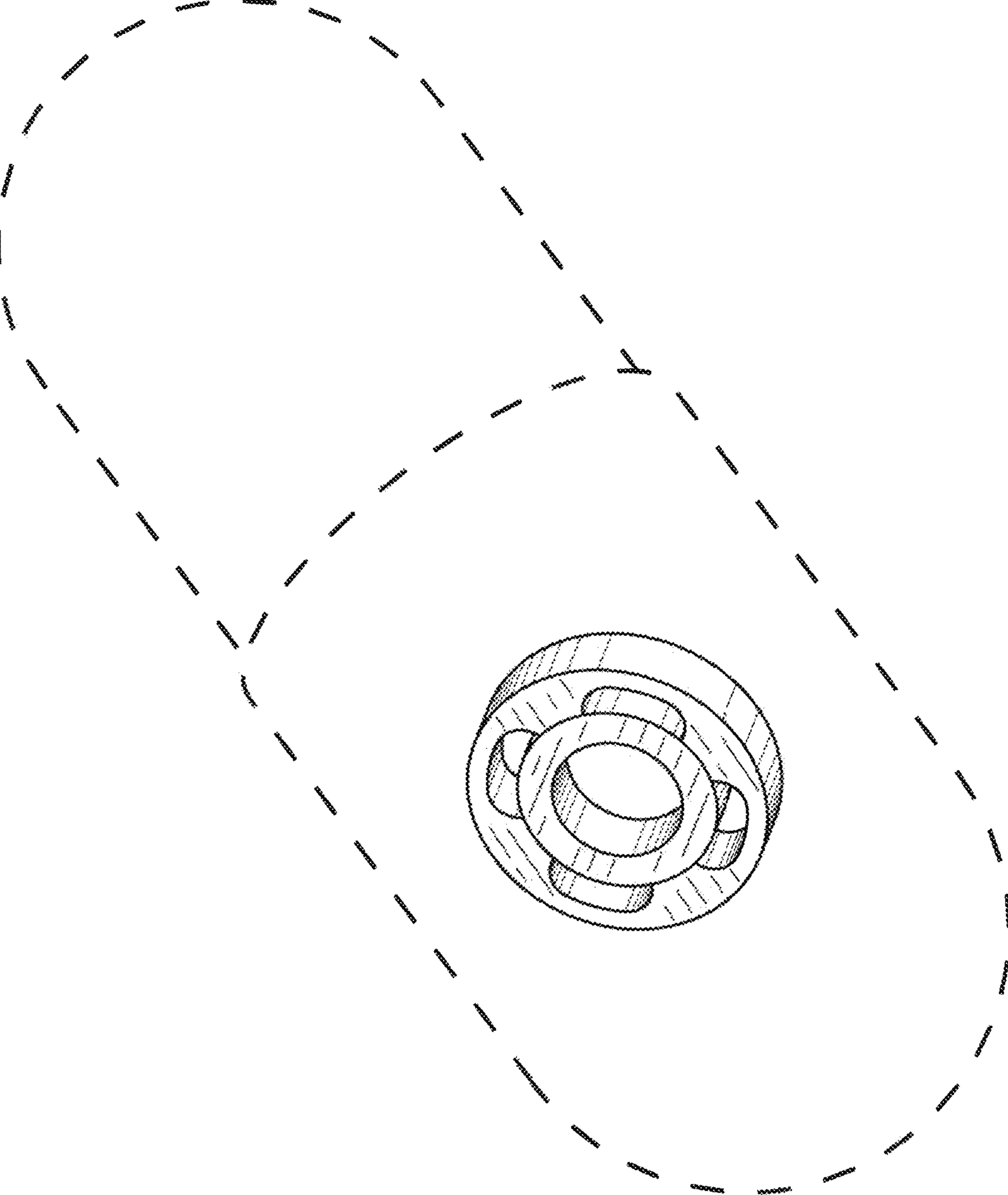


FIG.1

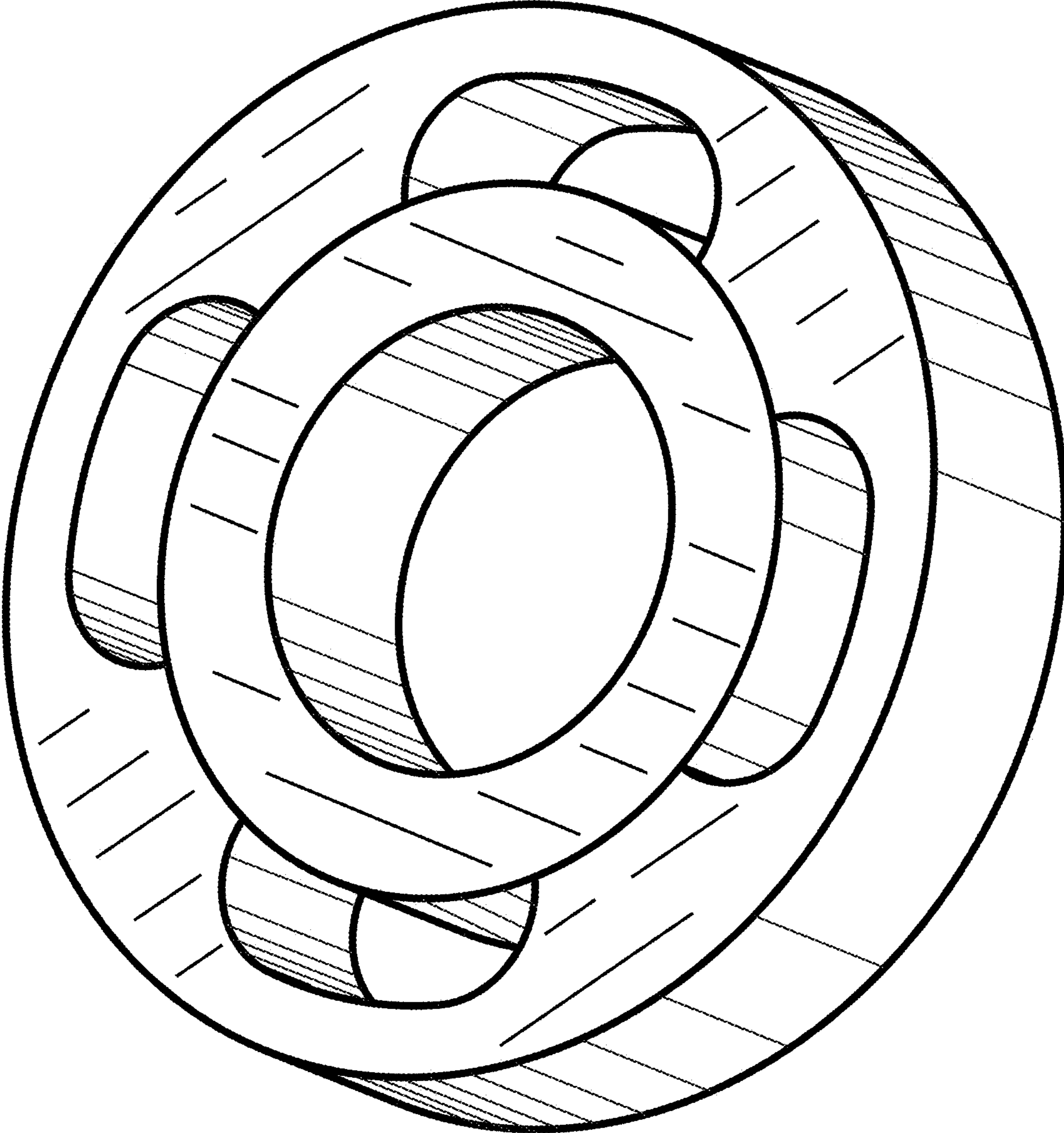


FIG. 2

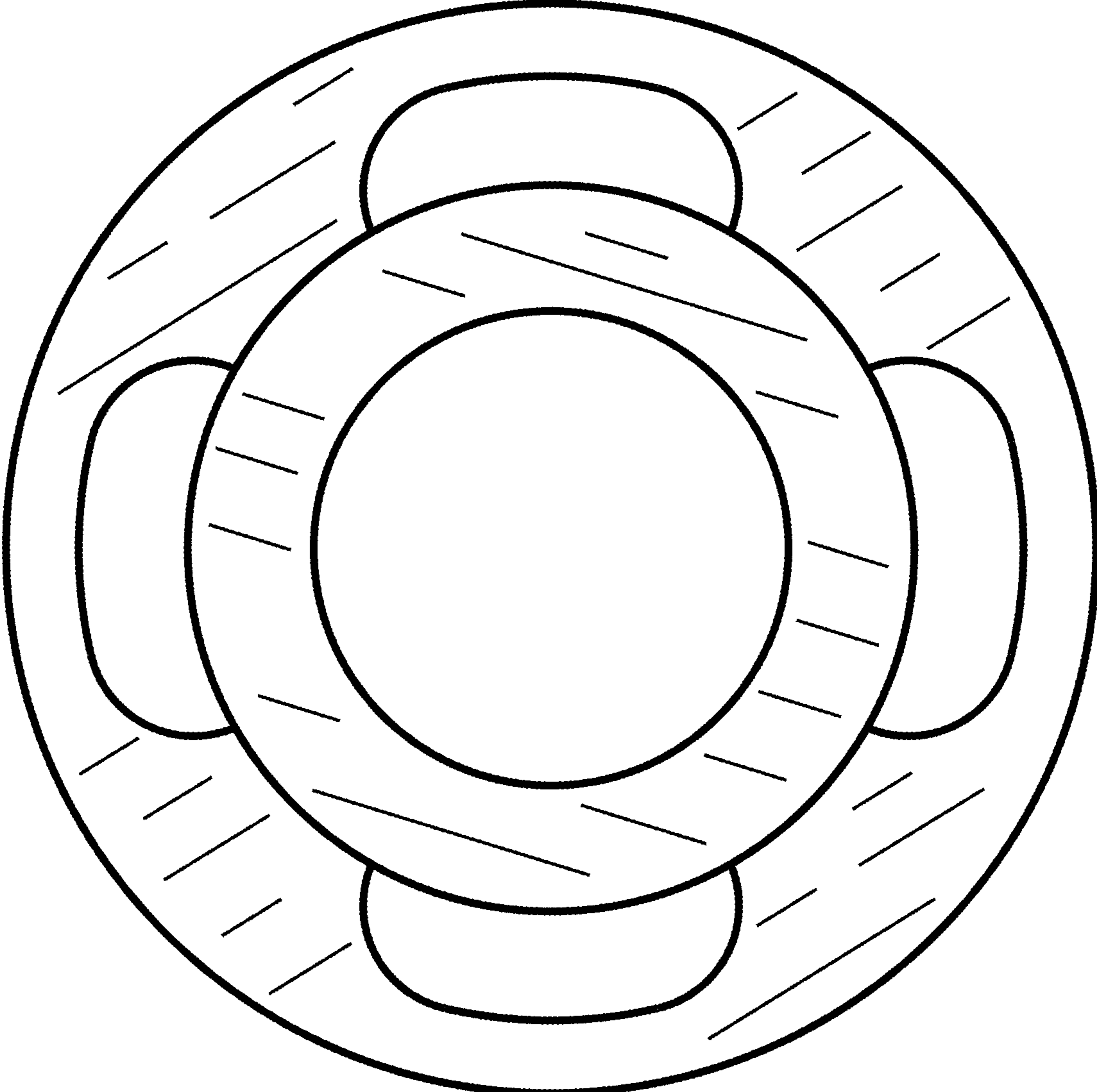


FIG.3

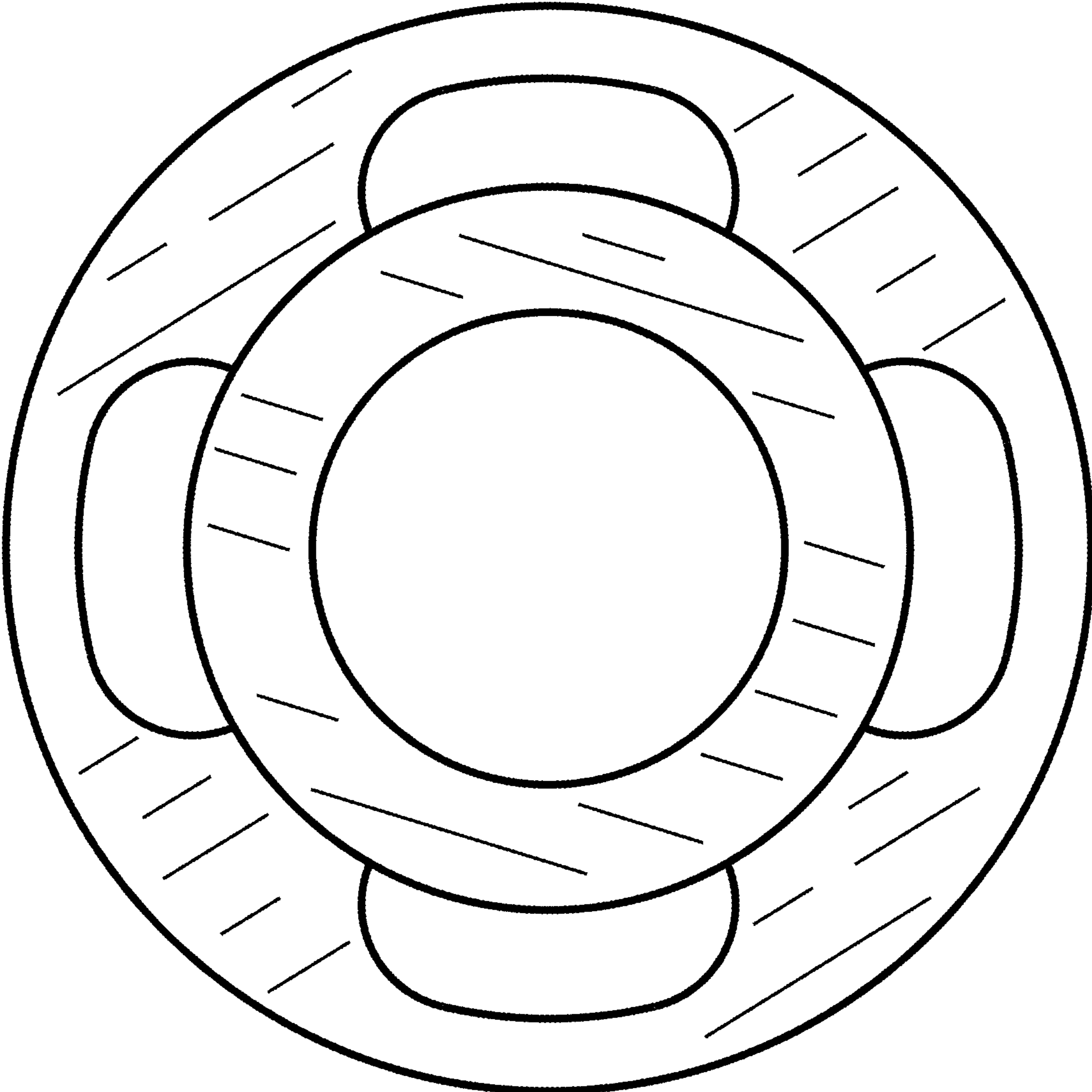


FIG. 4




FIG.5




FIG.6




FIG.7



FIG.8