



US00D875933S

(12) **United States Design Patent** (10) **Patent No.:** **US D875,933 S**  
**Reaux** (45) **Date of Patent:** **\*\* Feb. 18, 2020**

(54) **MEDICAL COAGULATION AND ABLATION BLADE**

(71) Applicant: **Brian K Reaux**, Red Oak, TX (US)

(72) Inventor: **Brian K Reaux**, Red Oak, TX (US)

(73) Assignee: **Brian K. Reaux**, Red Oak, TX (US)

(\*\*) Term: **15 Years**

(21) Appl. No.: **29/620,860**

(22) Filed: **Jul. 26, 2017**

(51) **LOC (12) Cl.** ..... **24-02**

(52) **U.S. Cl.**  
USPC ..... **D24/146**

(58) **Field of Classification Search**  
USPC ..... D24/128, 130, 133, 146, 147, 148;  
30/151, 335; 606/167; D8/98, 99, 102  
CPC ..... A61B 17/3213; A61B 17/3217; A61B  
17/3215; A61B 2017/32113; A61B  
2090/061; A61B 17/3211  
See application file for complete search history.

(56) **References Cited**

U.S. PATENT DOCUMENTS

D603,253 S \* 11/2009 Cote ..... D9/414  
D609,810 S \* 2/2010 Cote ..... D24/133  
D636,082 S \* 4/2011 Cote ..... D24/147  
8,286,339 B2 10/2012 Huseman  
8,328,804 B2 12/2012 Heard et al.  
8,444,641 B2 5/2013 Huseman

D687,550 S \* 8/2013 Moeckly ..... D24/146  
D761,961 S \* 7/2016 Tan ..... D24/143  
D782,042 S \* 3/2017 Dexter ..... D24/146  
D791,322 S \* 7/2017 DeNeui ..... D24/146  
D794,195 S \* 8/2017 Khaw ..... D24/146  
D802,762 S \* 11/2017 Ogane ..... D24/146  
D805,199 S \* 12/2017 Chen ..... D24/146

\* cited by examiner

*Primary Examiner* — Cathron C Brooks  
*Assistant Examiner* — Samantha Q Lawrence


(57) **CLAIM**

The ornamental design for a medical coagulation and ablation blade, as shown and described.

**DESCRIPTION**

FIG. 1 is a right perspective view of a medical coagulation and ablation blade  
FIG. 2 is a front view thereof;  
FIG. 3 is a rear view thereof;  
FIG. 4 is a right side view, the left side being a mirror image thereof;  
FIG. 5 is a bottom left perspective view thereof;  
FIG. 6 is a top view thereof;  
FIG. 7 is a bottom view thereof; and,  
FIG. 8 is an exploded view thereof.  
The broken lines shown in FIGS. 1-8 illustrate portions of the medical coagulation and ablation blade that form no part of the claimed design. The additional broken lines shown in FIG. 8 illustrate environment and form no part of the claimed design.

**1 Claim, 5 Drawing Sheets**






FIG. 1




FIG. 2



FIG. 3




FIG. 4




FIG. 5

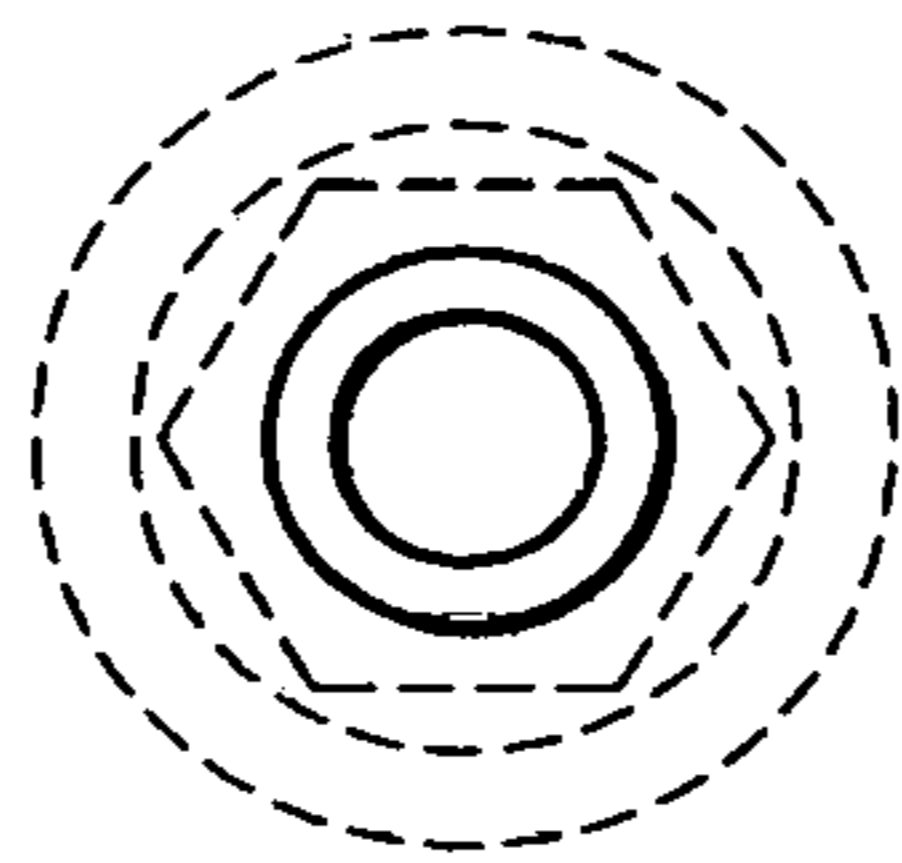


FIG. 6

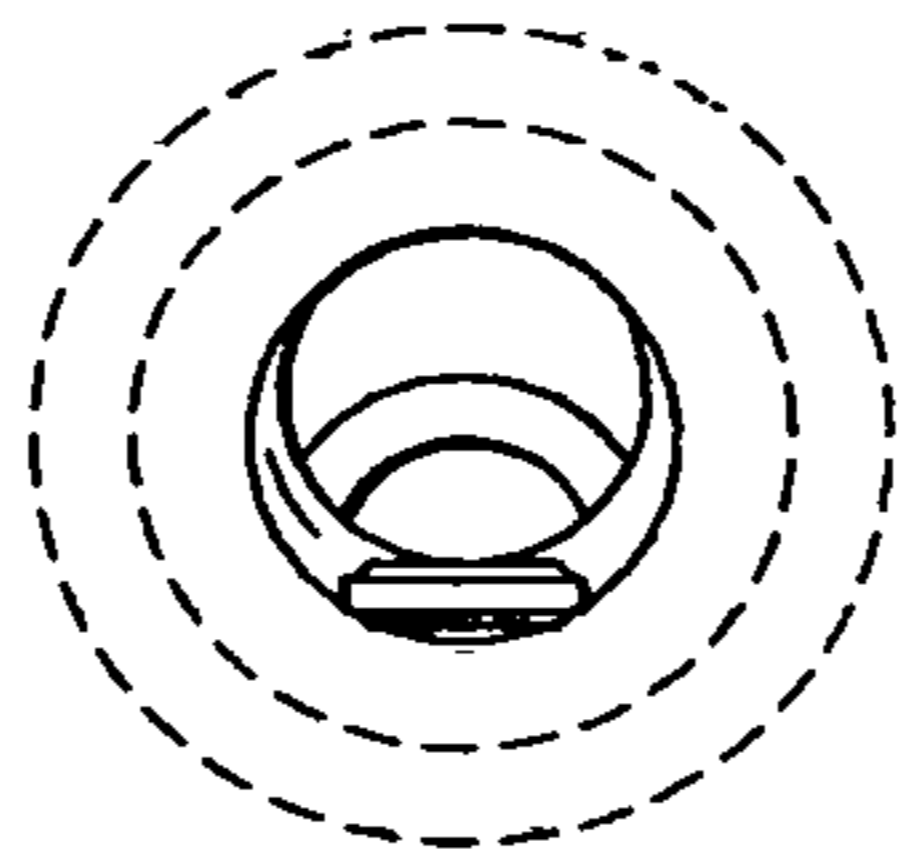


FIG. 7

FIG. 8

