



US00D875906S

(12) **United States Design Patent**
Hyde

(10) **Patent No.:** **US D875,906 S**

(45) **Date of Patent:** **** Feb. 18, 2020**

(54) **SINK EDGE AND FAUCET SPLASH GUARD**

(71) Applicant: **Mila Pilar Hyde**, Louisville, CO (US)

(72) Inventor: **Mila Pilar Hyde**, Louisville, CO (US)

(**) Term: **15 Years**

(21) Appl. No.: **29/658,802**

(22) Filed: **Aug. 2, 2018**

(51) **LOC (12) Cl.** **23-02**

(52) **U.S. Cl.**
USPC **D23/308**

(58) **Field of Classification Search**
USPC D23/284, 293.1, 303, 308, 285-292;
D19/113; D7/698; D6/592-593;
D32/55-57

See application file for complete search history.

(56) **References Cited**

U.S. PATENT DOCUMENTS

2,508,808	A *	5/1950	Warman	A47J 47/20 4/658
4,041,964	A *	8/1977	Shamoon	A47J 47/005 134/115 R
6,371,470	B1 *	4/2002	Ward	A47J 47/005 269/13
D631,952	S *	2/2011	Marcoff	D23/308
D762,828	S *	8/2016	Nolen	D23/308
D799,241	S *	10/2017	Sublett	D6/592
9,867,506	B2 *	1/2018	Phillips	A47K 1/06

D824,628	S *	7/2018	Lynch	D32/57
10,301,802	B1 *	5/2019	Pinkerton	E03C 1/186
2008/0034485	A1 *	2/2008	McClelland	A47K 17/00 4/300
2013/0019397	A1 *	1/2013	May	A47J 47/20 4/658

* cited by examiner

Primary Examiner — Robert A Delehanty
(74) *Attorney, Agent, or Firm* — Will Hunziker

(57) **CLAIM**

The ornamental design for a sink edge and faucet splash guard, as shown.

DESCRIPTION

FIG. 1 illustrates a top perspective view of a sink edge and faucet splash guard.

FIG. 2 illustrates a top plan view of a sink edge and faucet splash guard.

FIG. 3 illustrates a bottom plan view of a sink edge and faucet splash guard.

FIG. 4 illustrates a rear elevation of a sink edge and faucet splash guard.

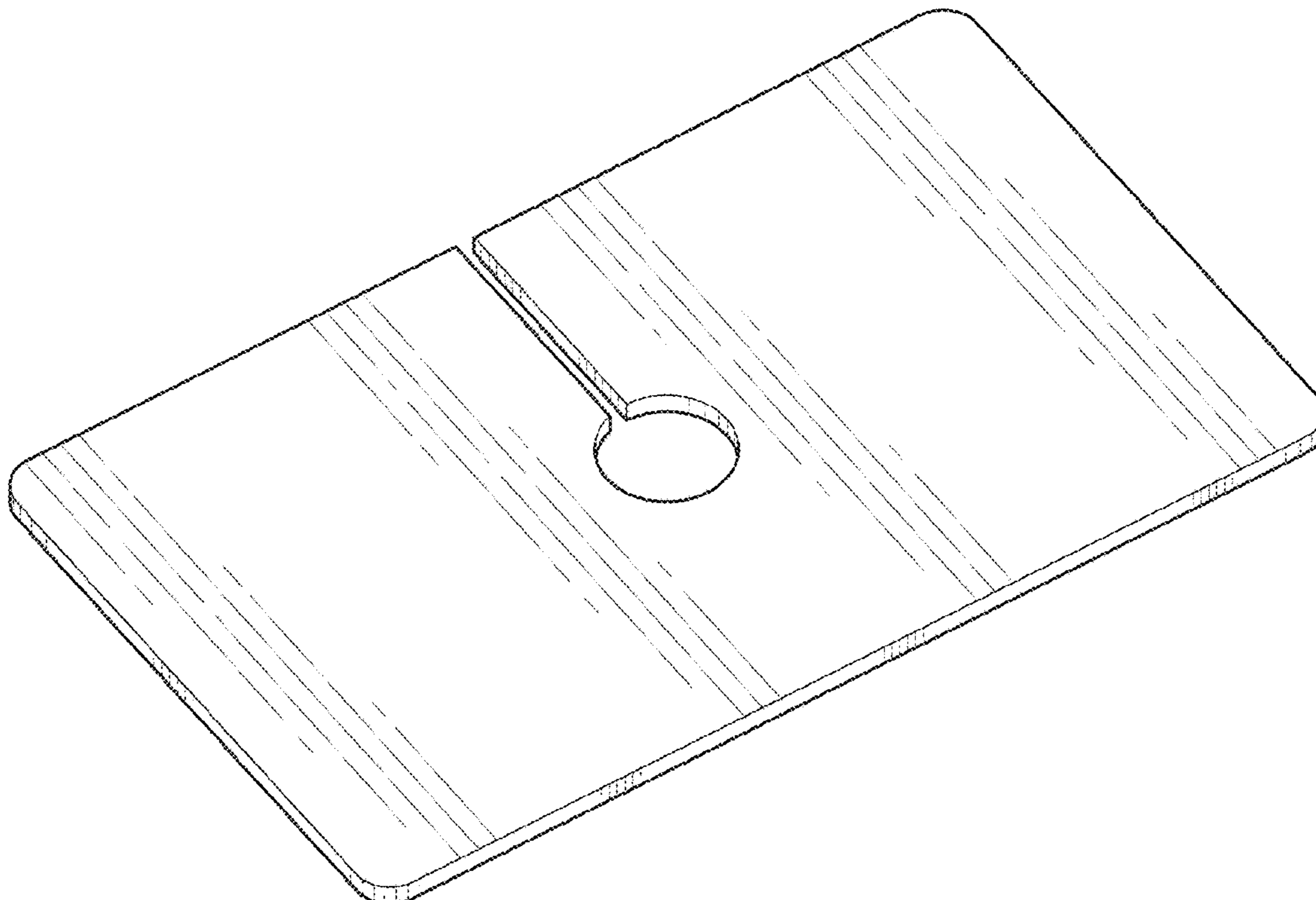
FIG. 5 illustrates a front elevation of a sink edge and faucet splash guard.

FIG. 6 illustrates a left side elevation of a sink edge and faucet splash guard; and,

FIG. 7 illustrates a left side elevation of a sink edge and faucet splash guard.

The sink edge and faucet splash guard shown has a circular central hole to accommodate a faucet and slot for easy installation over a faucet.

1 Claim, 3 Drawing Sheets



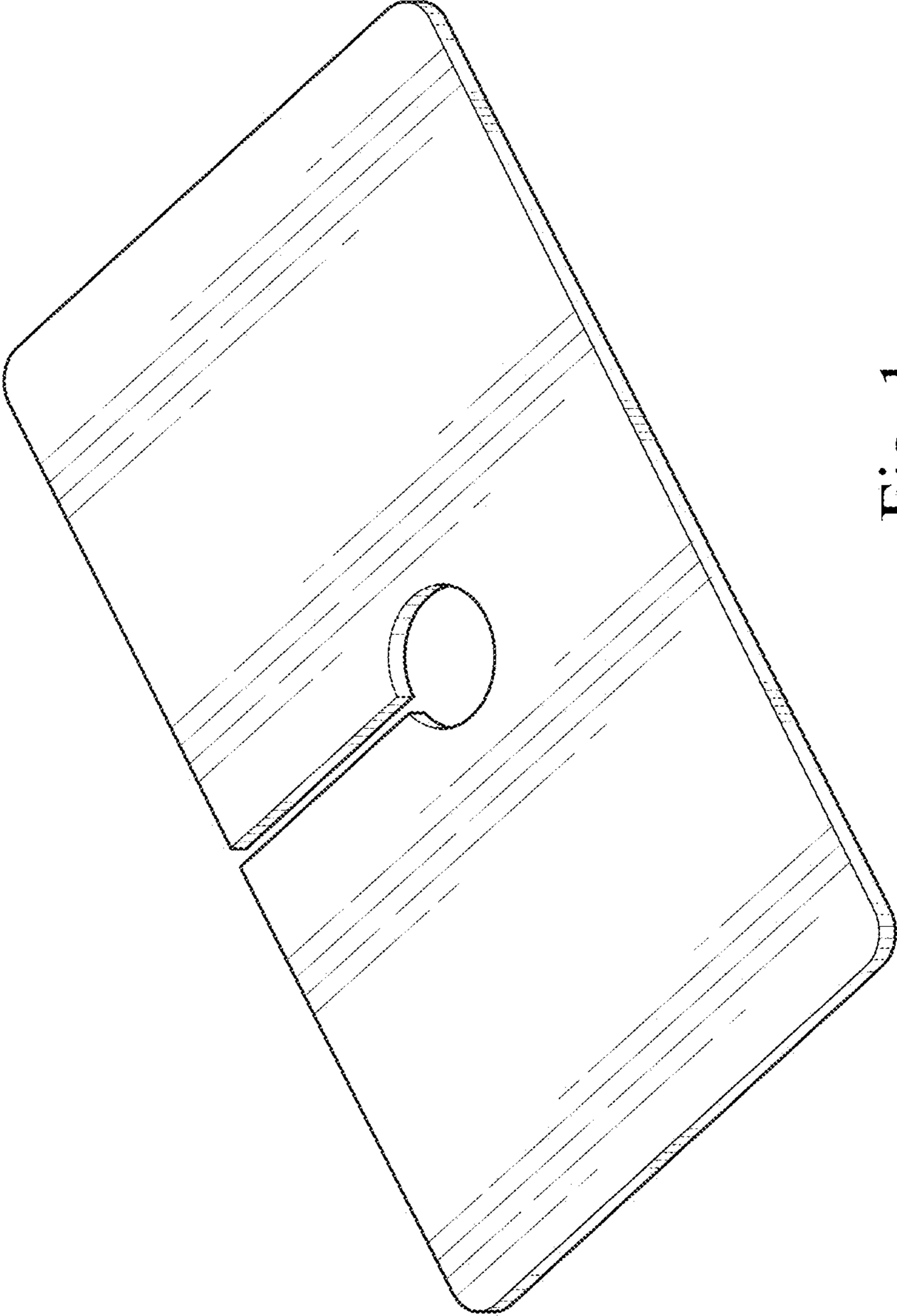


Fig. 1

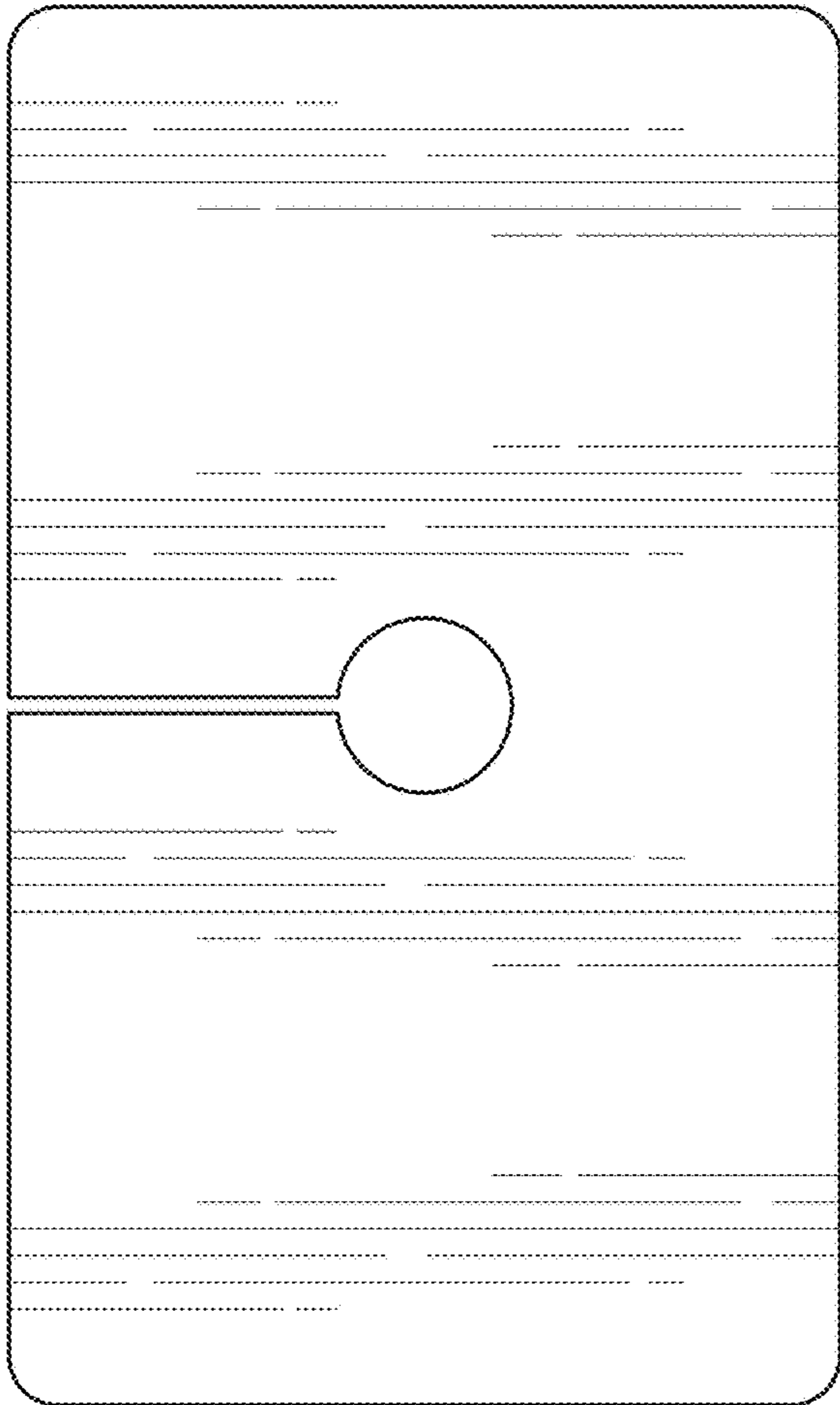


Fig. 2

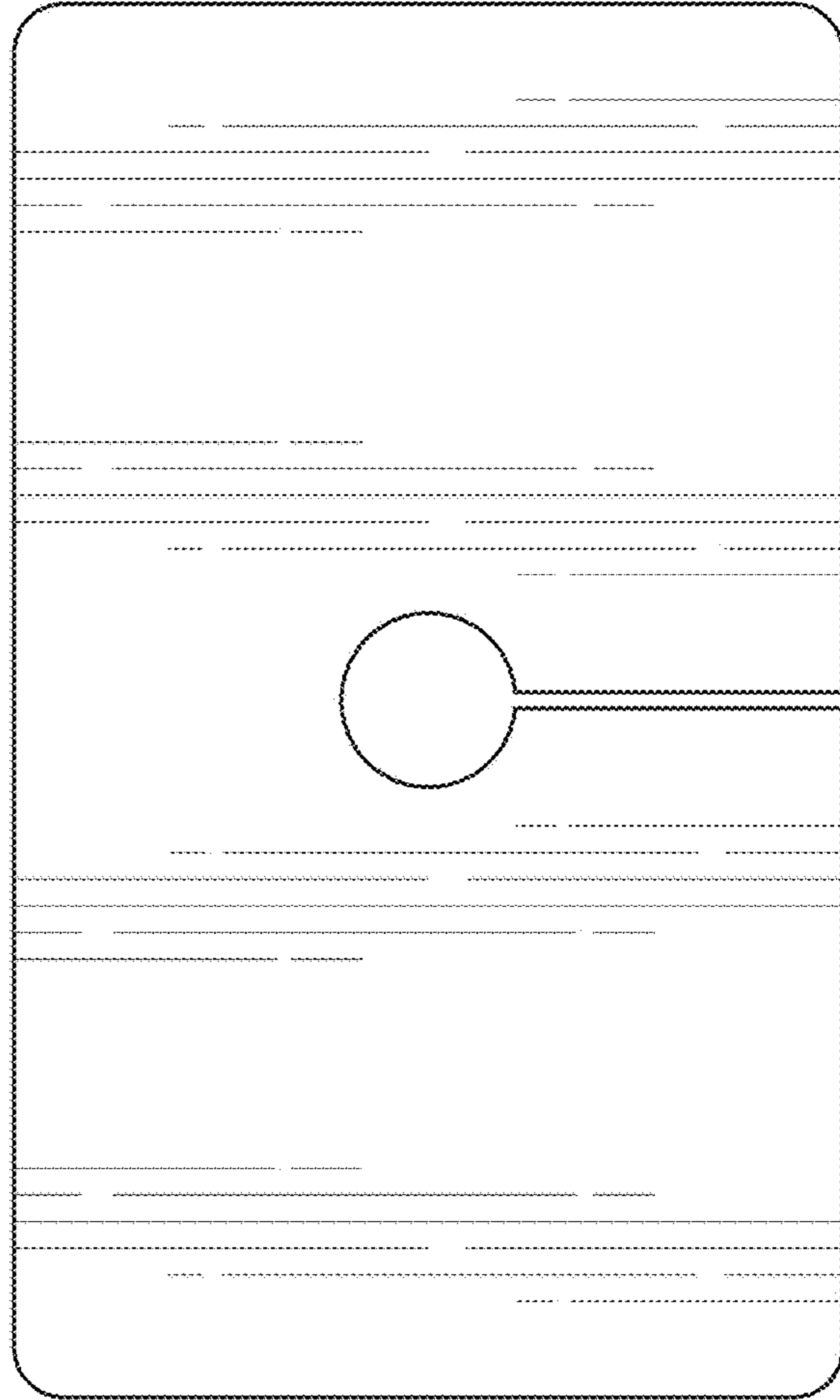


Fig. 3



Fig. 4



Fig. 5



Fig. 6

Fig. 7