



US00D875895S

(12) **United States Design Patent**
Chen et al.

(10) **Patent No.:** **US D875,895 S**

(45) **Date of Patent:** **** Feb. 18, 2020**

(54) **FAUCET**

(71) Applicant: **Guangdong Yingao Kitchen Utensils Co., Ltd.**, Foshan, Guangdong (CN)

(72) Inventors: **Jiazhi Chen**, Guangdong (CN);
Longjun Liu, Guangdong (CN)

(73) Assignee: **Guangdong Yingao Kitchen Utensils Co., Ltd.**, Foshan (CN)

(**) Term: **15 Years**

(21) Appl. No.: **29/635,415**

(22) Filed: **Jan. 31, 2018**

(30) **Foreign Application Priority Data**

Dec. 19, 2017 (CN) 2017 3 0653033

(51) **LOC (12) Cl.** **23-01**

(52) **U.S. Cl.**
USPC **D23/256**

(58) **Field of Classification Search**
USPC D23/238-243, 249, 255, 257, 250, 252,
D23/254, 213, 223, 226; D8/307-308;
D7/518, 521, 519, 573, 576, 578, 582,
D7/595
CPC E03C 1/0412
See application file for complete search history.

(56) **References Cited**

U.S. PATENT DOCUMENTS

D136,255 S * 8/1943 Gougler D7/582
D137,489 S * 3/1944 Duhrsen D7/582
D161,952 S * 2/1951 Miller et al. D7/578
D186,950 S * 12/1959 House D7/578
D532,867 S * 11/2006 Lord D23/238
D532,868 S * 11/2006 Spangler D23/238

D539,870 S * 4/2007 Lammel D23/238
D580,023 S * 11/2008 Gilbert D23/255
D585,112 S * 1/2009 Kohler, Jr. D23/238
D823,435 S * 7/2018 He D23/238
D842,430 S * 3/2019 Huang D23/255

OTHER PUBLICATIONS

Blue Delft individual tea pot personal teapot stacking cup: view=detailV2&id=7FE90560598C2F5DC1D9CC4A5D58FACEB7F56F5D&thid=OIP.HtSccvWVEVTVOtzP05Xr4QHaD_&mediaurl (Year: 2019).*

* cited by examiner

Primary Examiner — Robert A Delehanty

(57) **CLAIM**

The ornamental design for a faucet, as shown and described.

DESCRIPTION

The patent or application file contains at least one drawing executed in color. Copies of this patent or patent application publication with color drawing(s) will be provided by the Office upon request and payment of the necessary fee.

FIG. 1 is a front elevational view of a faucet showing our new design;

FIG. 2 is a rear elevational view thereof;

FIG. 3 is a left side view thereof;

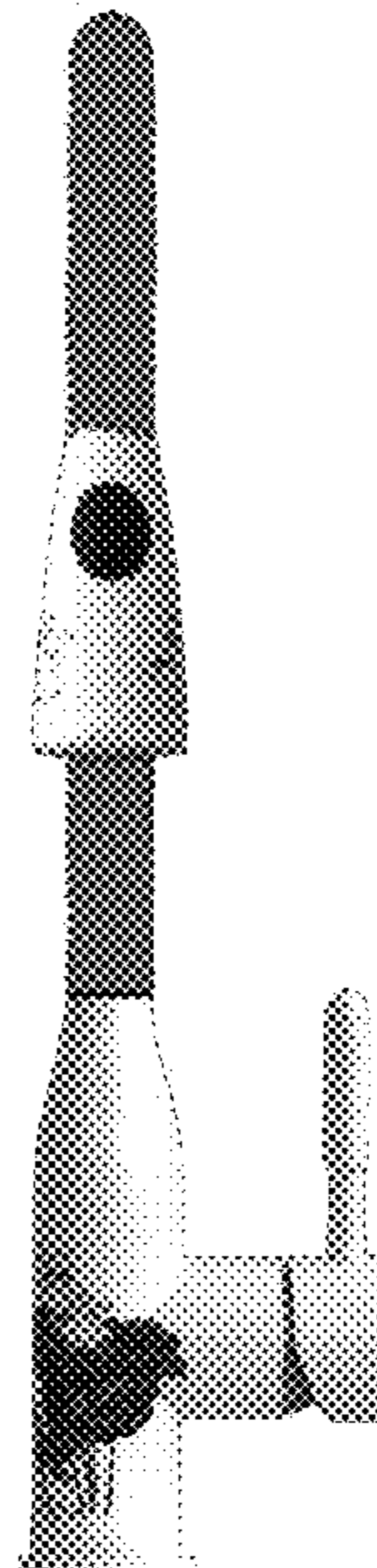
FIG. 4 is a right side view thereof;

FIG. 5 is a first perspective view thereof; and,

FIG. 6 is a second perspective view thereof.

The broken lines in the drawings illustrate portions of the faucet which form no part of the claimed design.

1 Claim, 6 Drawing Sheets
(6 of 6 Drawing Sheet(s) Filed in Color)






Fig. 1




Fig. 2




Fig. 3




Fig. 4

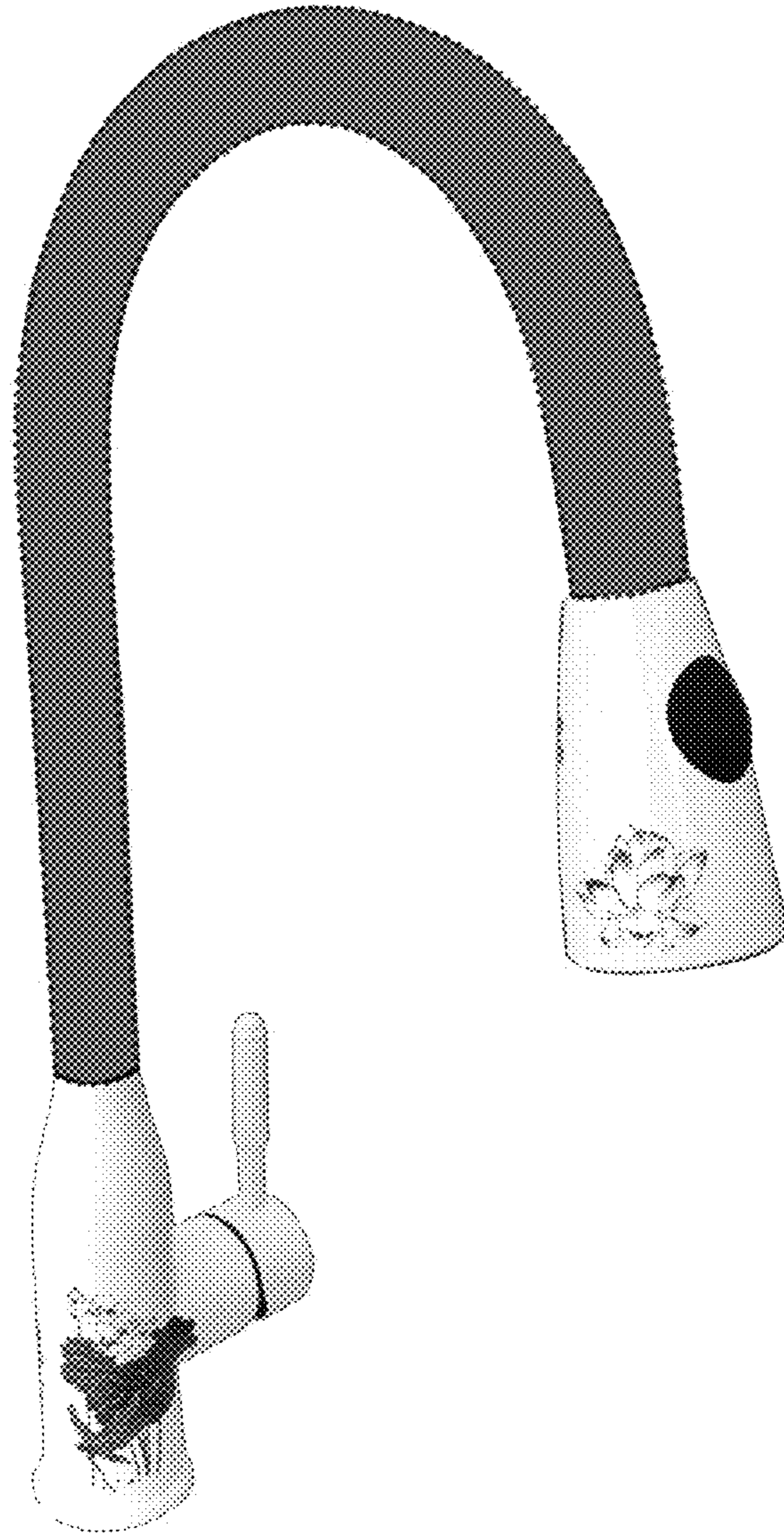


Fig. 5

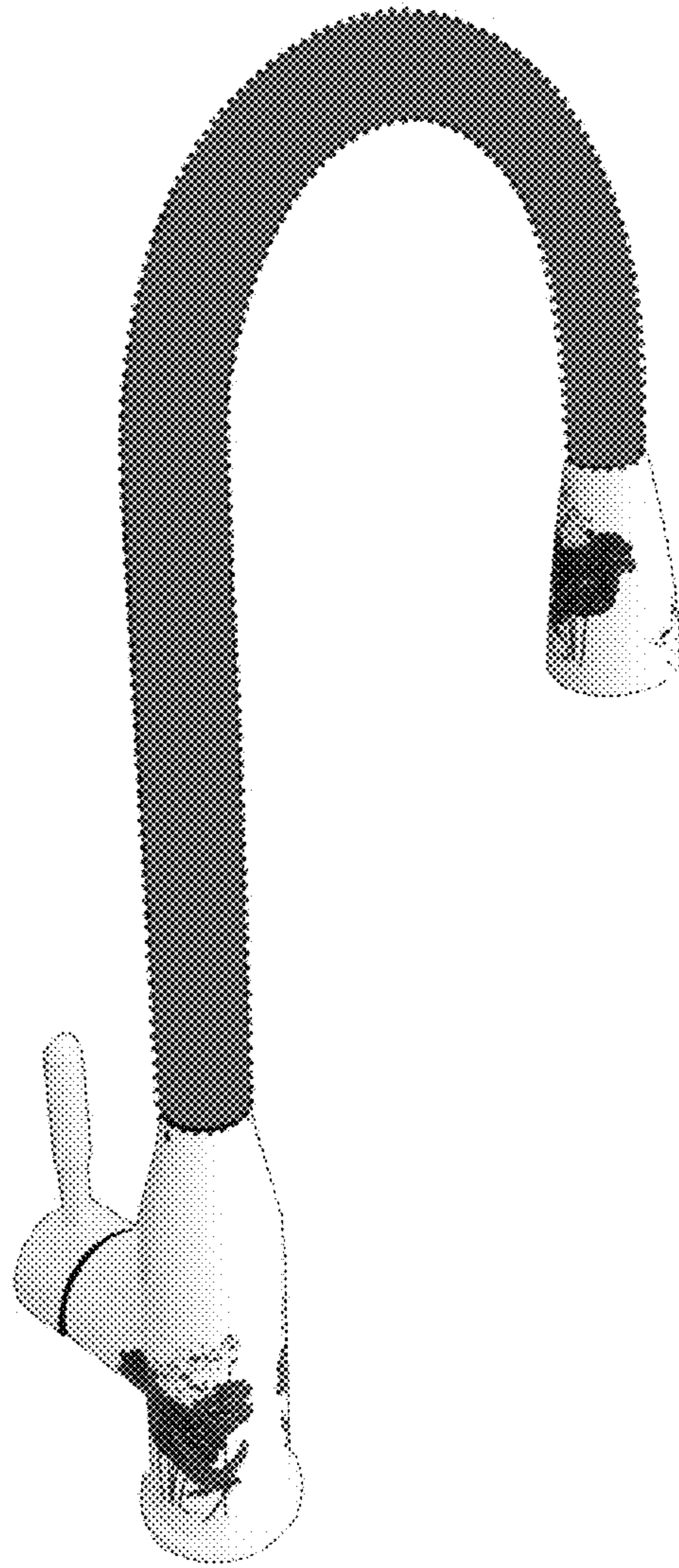


Fig. 6