



US00D875877S

(12) **United States Design Patent** (10) **Patent No.:** **US D875,877 S**  
**Dulay** (45) **Date of Patent:** **\*\* Feb. 18, 2020**

(54) **FULLER INLAY**  
(71) Applicant: **Mary Ann Joy G. Dulay**, Longmont, CO (US)  
(72) Inventor: **Mary Ann Joy G. Dulay**, Longmont, CO (US)  
(\*\*) Term: **15 Years**  
(21) Appl. No.: **29/640,282**  
(22) Filed: **Mar. 13, 2018**  
(51) **LOC (12) Cl.** ..... **22-02**  
(52) **U.S. Cl.**  
USPC ..... **D22/118**  
(58) **Field of Classification Search**  
USPC ..... D22/118, 117, 199; D8/95-99, 107; D21/568; 30/142, 151-154, 160, 30/294-295; D5/15, 25, 29, 39, 57, 63  
CPC ..... A22B 3/10; B26B 29/025; B26B 3/00; B26B 11/00; Y10T 16/476; Y10T 83/04  
See application file for complete search history.

D483,832 S \* 12/2003 Carter, III ..... D22/118  
D484,215 S \* 12/2003 Carter, III ..... D22/118  
D485,327 S \* 1/2004 Carter, III ..... D22/118  
D486,201 S \* 2/2004 Rae ..... D22/118

**OTHER PUBLICATIONS**

<https://www.museumreplicas.com>, Templar's Sword (Year: 2019).\*

\* cited by examiner

*Primary Examiner* — Catherine R Oliver-Garcia  
(74) *Attorney, Agent, or Firm* — Dunlap Bennett & Ludwig PLLC; Brendan E. Squire

(57) **CLAIM**

The ornamental design for a fuller inlay, as shown and described.

**DESCRIPTION**

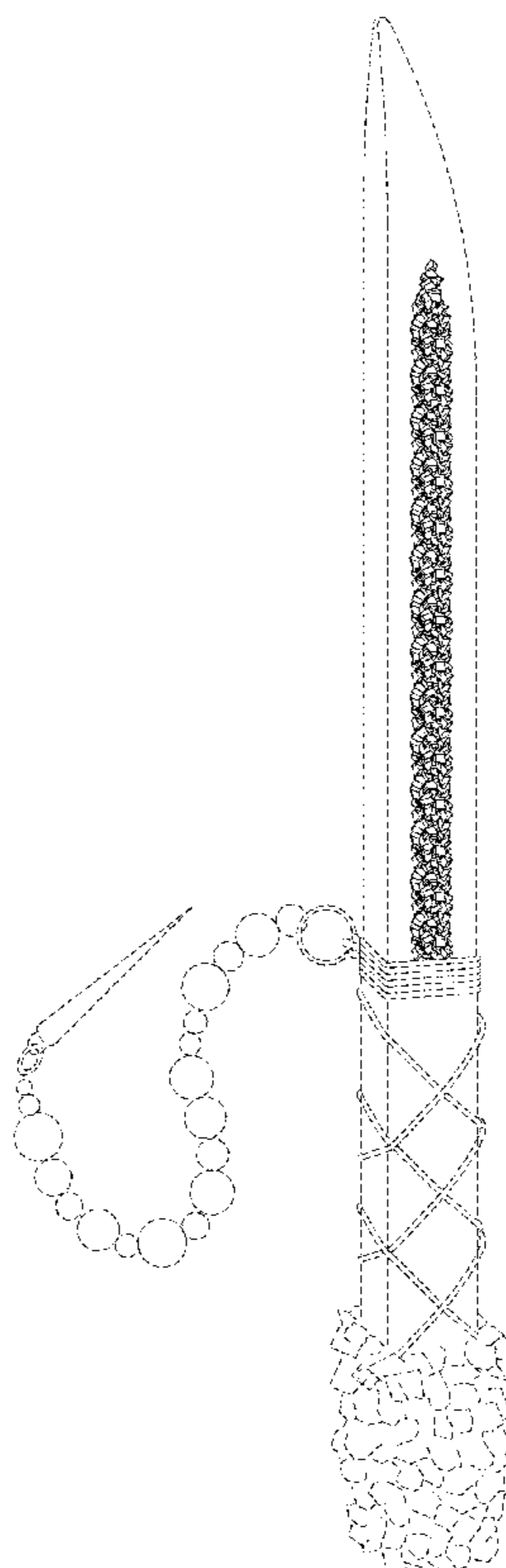
FIG. 1 is a front perspective view of the fuller inlay showing my new design;  
FIG. 2 is a front elevation view thereof;  
FIG. 3 is a rear elevation view thereof;  
FIG. 4 is a left side elevation view thereof;  
FIG. 5 is a right side elevation view thereof;  
FIG. 6 is a top plan view thereof; and,  
FIG. 7 is a bottom plan view thereof.  
The broken lines in the drawings illustrate environment and forms no part of the claim.

(56) **References Cited**

**U.S. PATENT DOCUMENTS**

D222,934 S \* 2/1972 Cole ..... D22/118  
D222,937 S \* 2/1972 Cole ..... D22/118  
D222,938 S \* 2/1972 Cole ..... D22/118  
D361,104 S \* 8/1995 Choi ..... D22/118  
D473,924 S \* 4/2003 Rae ..... D22/118  
D474,829 S \* 5/2003 Rae ..... D22/118

**1 Claim, 3 Drawing Sheets**



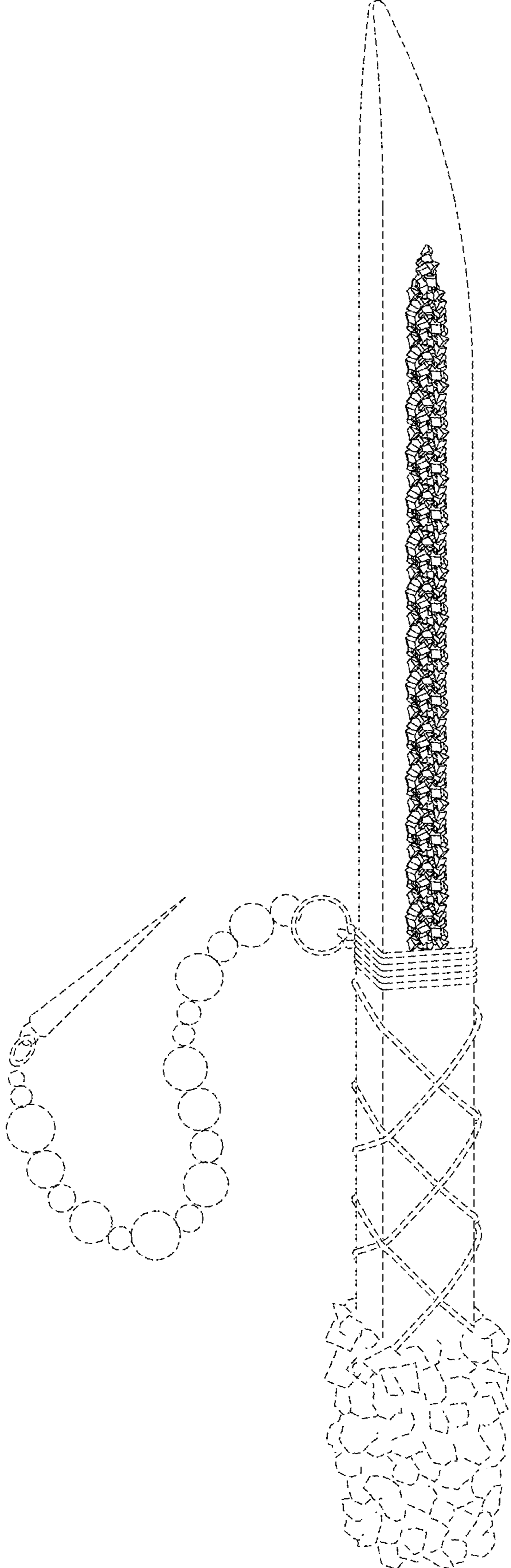


FIG. 1

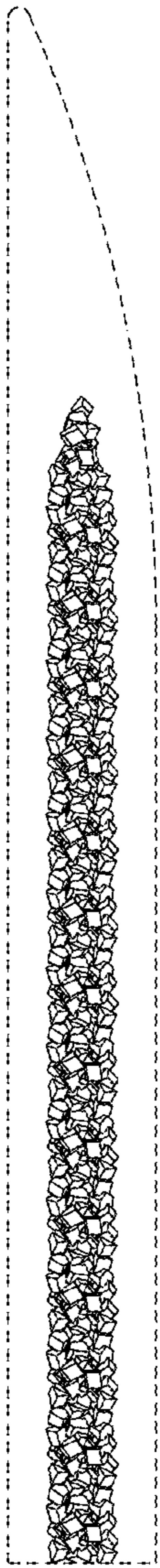


FIG. 2




FIG. 3




FIG. 4




FIG. 5

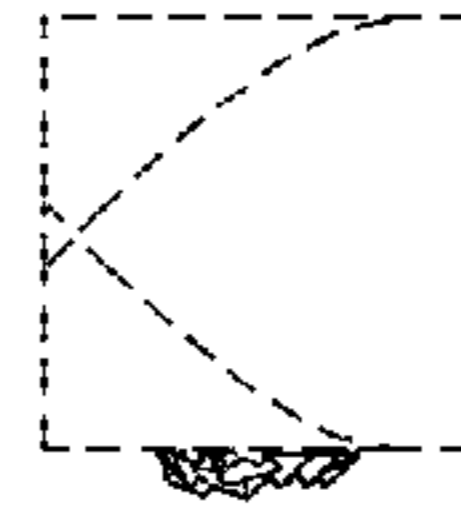


FIG. 6

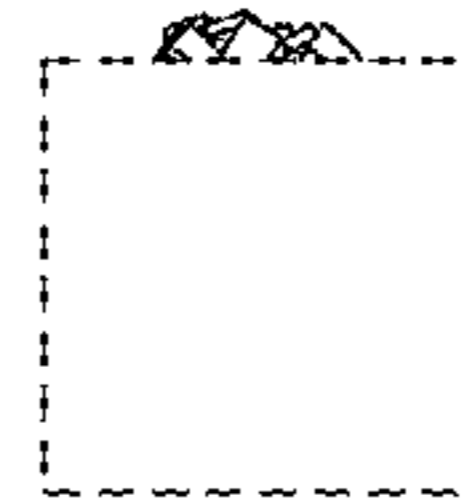


FIG. 7