



US00D875868S

(12) **United States Design Patent**
Pescovitz

(10) **Patent No.:** **US D875,868 S**
(45) **Date of Patent:** **** Feb. 18, 2020**

(54) **PERSONAL ENCLOSURE**

Primary Examiner — Cynthia M. Chin

(71) Applicant: **Under The Weather, LLC**, Cincinnati, OH (US)

(72) Inventor: **Eric Pescovitz**, Cincinnati, OH (US)

(**) Term: **15 Years**

(21) Appl. No.: **29/655,371**

(22) Filed: **Jul. 2, 2018**

(51) **LOC (12) Cl.** **21-04**

(52) **U.S. Cl.**
USPC **D21/838**

(58) **Field of Classification Search**
USPC D21/834–838; D25/16; D32/36, 37;
D3/305; 135/115, 123–126, 128,
135/135–137, 143, 900, 902; D16/237
CPC E04H 15/001; E04H 15/003; E04H 15/14;
E04H 15/32; E04H 15/322; E04H 15/34;
E04H 15/40; E04H 15/42; E04H 15/425;
A63B 2210/54; G03D 17/00
See application file for complete search history.

(56) **References Cited**

U.S. PATENT DOCUMENTS

2,751,952	A *	6/1956	Mirus	A41D 13/081 383/41
4,731,627	A *	3/1988	Chisholm	G03D 17/00 135/87
D302,170	S *	7/1989	Harrison	D16/237
4,985,721	A *	1/1991	Moon	G03D 17/00 190/107
5,019,849	A *	5/1991	Harrison	G03D 17/00 135/87
D328,308	S *	7/1992	Harrison	396/590
D345,572	S *	3/1994	Bowman	396/590
D381,058	S *	7/1997	Lowenthal	D21/838
D383,188	S *	9/1997	Bohart	D21/838

(Continued)

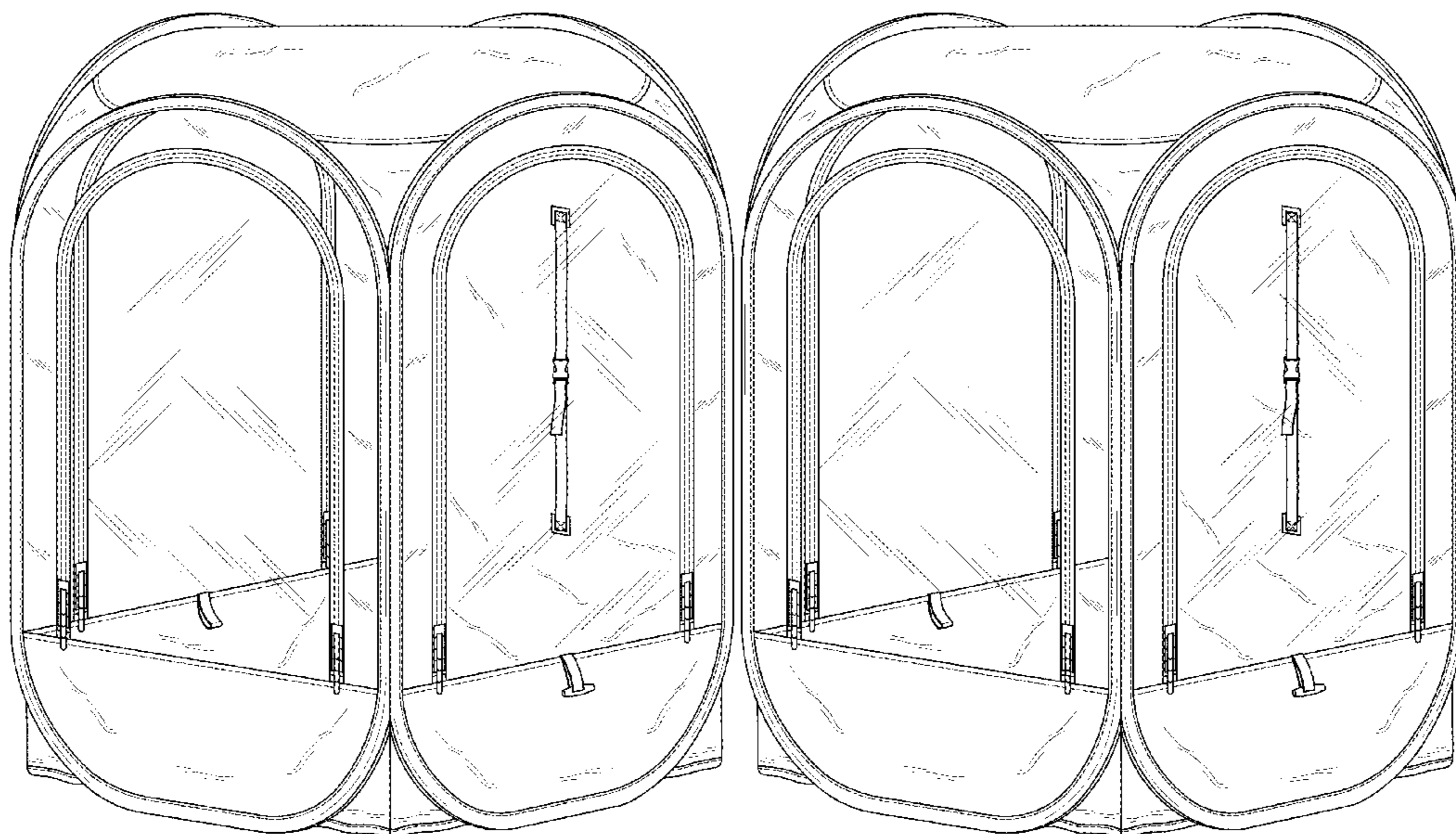
(57) **CLAIM**

The ornamental design for a personal enclosure, as shown and described.

DESCRIPTION

FIG. 1 is a perspective view of a personal enclosure;
 FIG. 2 is another perspective view of the personal enclosure of FIG. 1;
 FIG. 3 is a front view of the personal enclosure of FIG. 1;
 FIG. 4 is a rear view of the personal enclosure of FIG. 1;
 FIG. 5 is a left side view of the personal enclosure of FIG. 1;
 FIG. 6 is a right side view of the personal enclosure of FIG. 1;
 FIG. 7 is a top view of the personal enclosure of FIG. 1;
 FIG. 8 is a bottom view of the personal enclosure of FIG. 1;
 FIG. 9 is a perspective view of a 2nd embodiment of a personal enclosure;
 FIG. 10 is another perspective view of the personal enclosure of FIG. 9;
 FIG. 11 is a front view of the personal enclosure of FIG. 9;
 FIG. 12 is a rear view of the personal enclosure of FIG. 9;
 FIG. 13 is a left side view of the personal enclosure of FIG. 9;
 FIG. 14 is a right side view of the personal enclosure of FIG. 9;
 FIG. 15 is a top view of the personal enclosure of FIG. 9;
 and,
 FIG. 16 is a bottom view of the personal enclosure of FIG. 9.
 The broken lines are for the purpose of illustrating portions of the article that form no part of the claimed design.

1 Claim, 14 Drawing Sheets



(56)

References Cited

U.S. PATENT DOCUMENTS

D412,959 S * 8/1999 Cung D21/834
 6,305,396 B1 * 10/2001 Zheng A63B 9/00
 135/115
 6,453,923 B2 * 9/2002 Zheng A63B 9/00
 135/117
 6,772,779 B1 * 8/2004 Percy E04H 15/32
 135/120.1
 D514,747 S * 2/2006 Bertoli D30/108
 7,021,548 B1 * 4/2006 Rocca G01J 1/02
 235/462.46
 7,040,333 B1 * 5/2006 Ransom E04H 15/32
 135/115
 7,137,399 B1 * 11/2006 Ransom E04H 15/32
 135/128
 D559,140 S * 1/2008 Hilton D10/113.4
 D610,217 S * 2/2010 Krueger D21/836
 D617,841 S * 6/2010 Jedlicka D10/113.4
 D691,688 S * 10/2013 Pescovitz D21/838
 D691,689 S * 10/2013 Pescovitz D21/838
 D691,690 S * 10/2013 Pescovitz D21/838

D711,996 S * 8/2014 Pescovitz D21/834
 D711,997 S * 8/2014 Pescovitz D21/834
 D711,998 S * 8/2014 Pescovitz D21/834
 D721,232 S * 1/2015 Krotts D3/305
 D725,735 S * 3/2015 Pescovitz D21/838
 D728,940 S * 5/2015 Krotts D3/305
 D739,656 S * 9/2015 Krotts D3/305
 D776,777 S * 1/2017 Pescovitz D21/836
 D776,778 S * 1/2017 Pescovitz D21/836
 D790,023 S * 6/2017 Pescovitz D21/838
 D790,025 S * 6/2017 Pescovitz D21/838
 D790,026 S * 6/2017 Pescovitz D21/838
 D831,148 S * 10/2018 Ferrara D21/838
 10,175,467 B2 * 1/2019 Mazel G02B 21/0004
 10,323,435 B2 * 6/2019 Ferrara E04H 15/56
 2002/0112753 A1 * 8/2002 Louie A63H 33/008
 135/125
 2005/0081903 A1 * 4/2005 Wang E04H 15/40
 135/126
 2007/0107286 A1 * 5/2007 Jedlicka E04H 15/40
 40/610
 2009/0025265 A1 * 1/2009 Jedlicka G09F 15/0062
 40/610

* cited by examiner

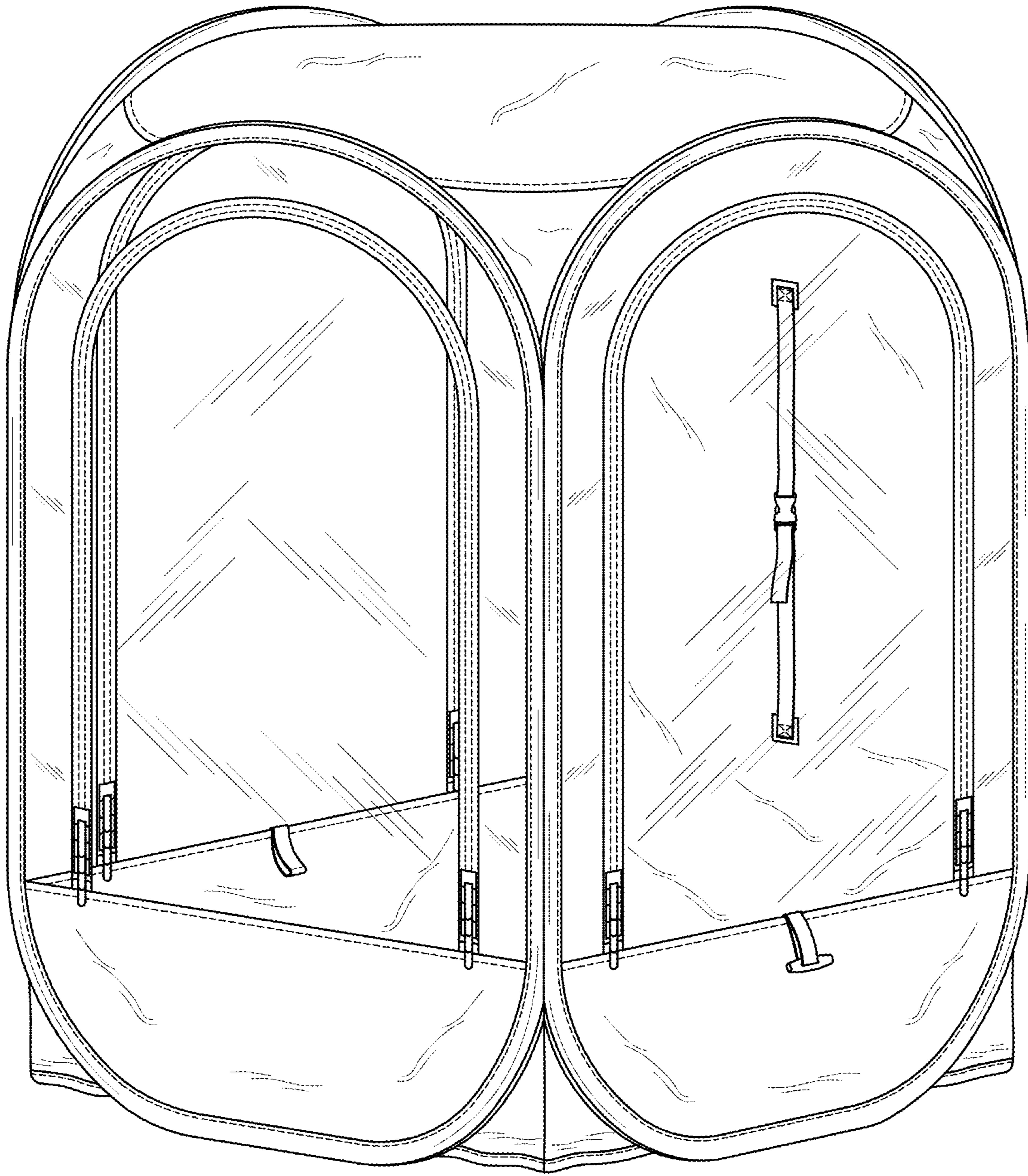


FIG. 1




FIG. 2

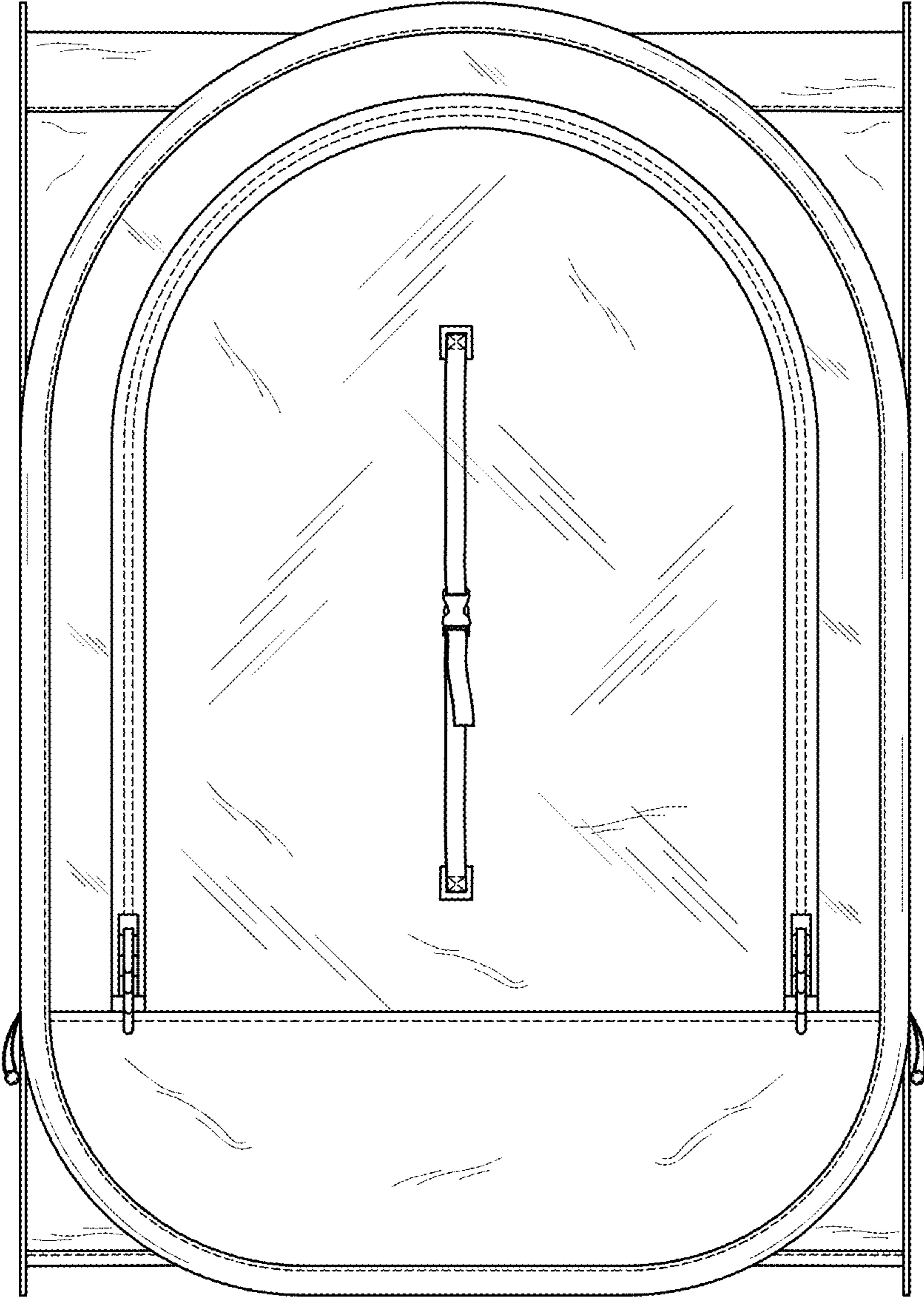


FIG. 3

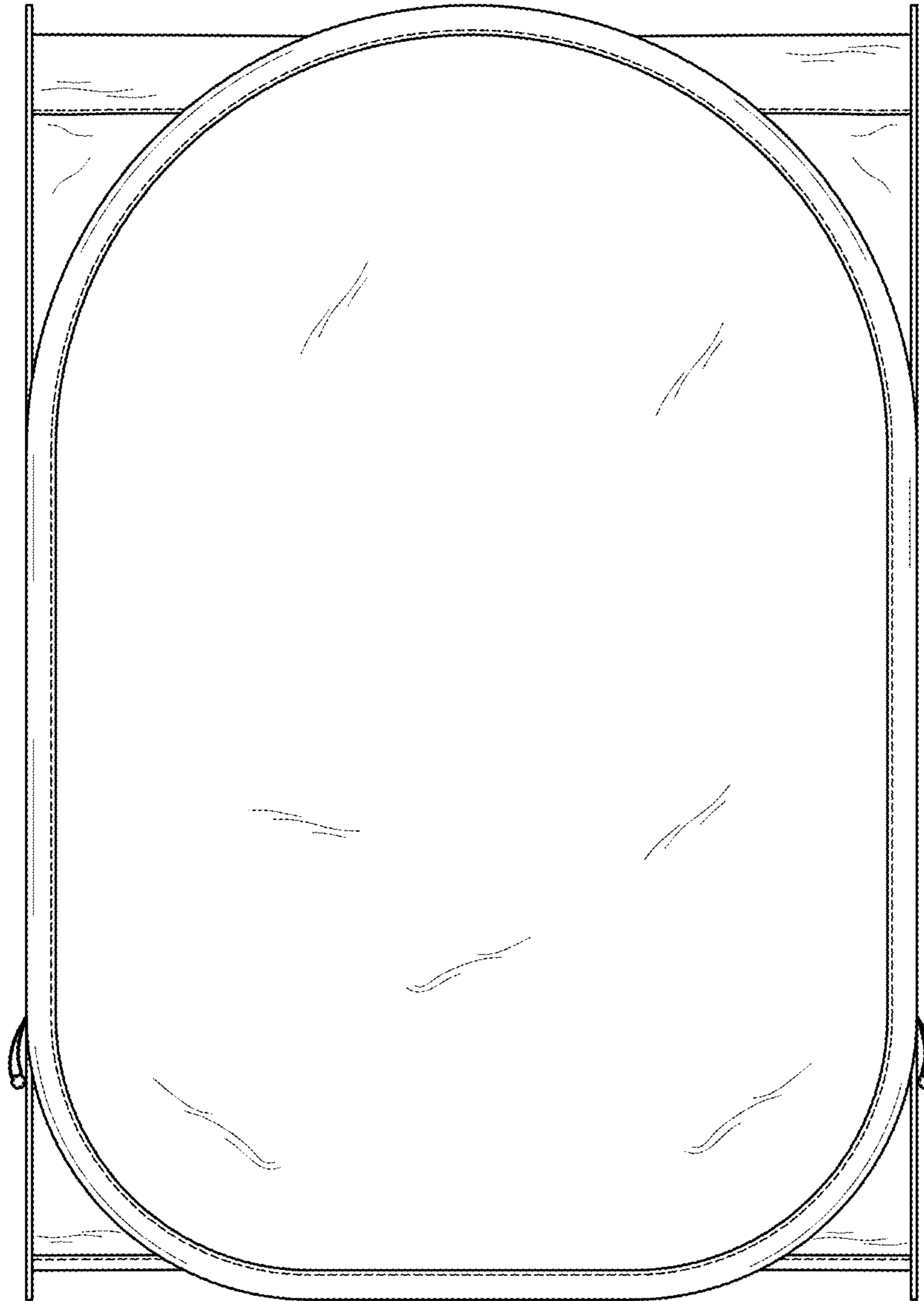


FIG. 4




FIG. 5




FIG. 6

FIG. 7

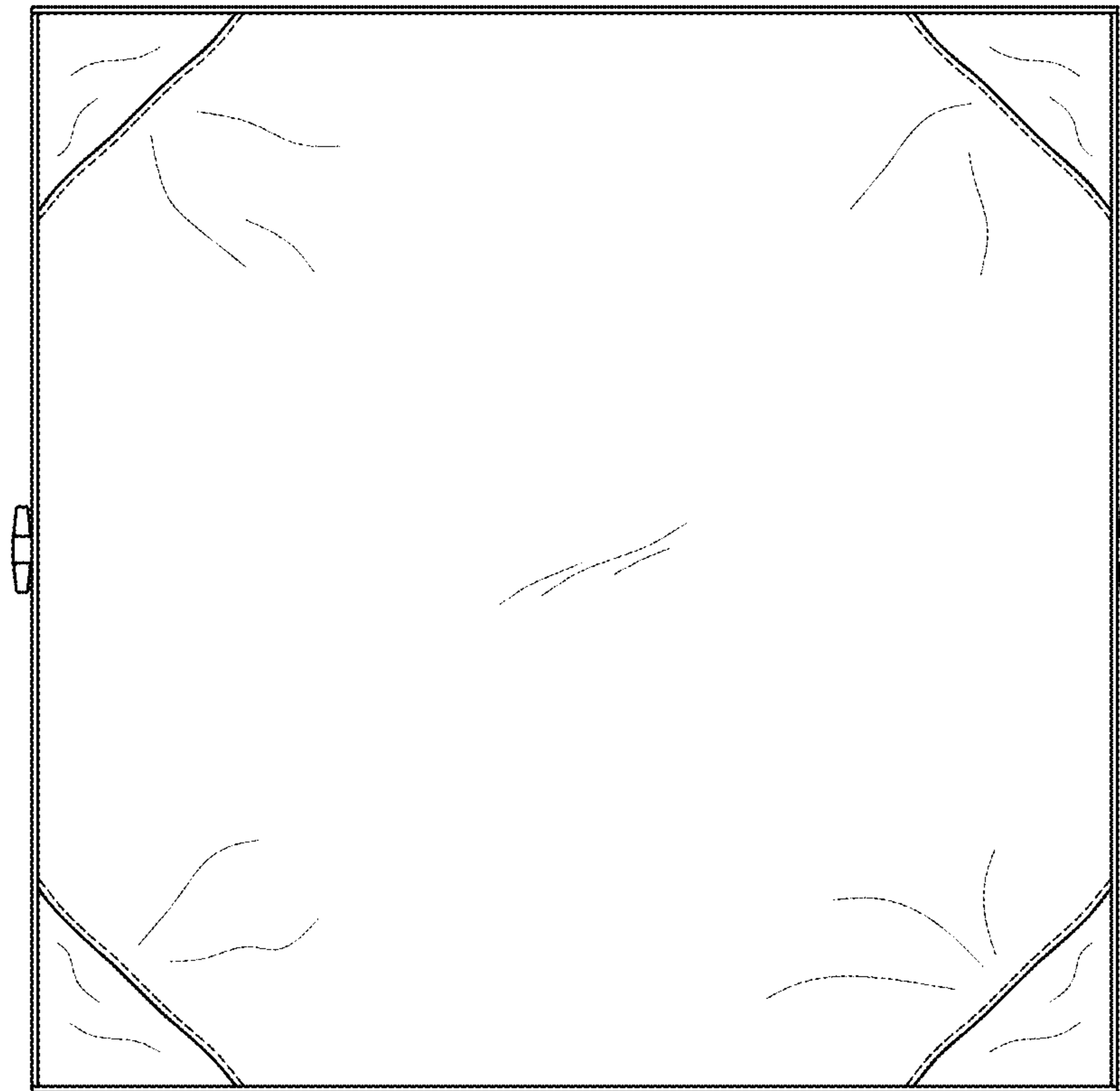
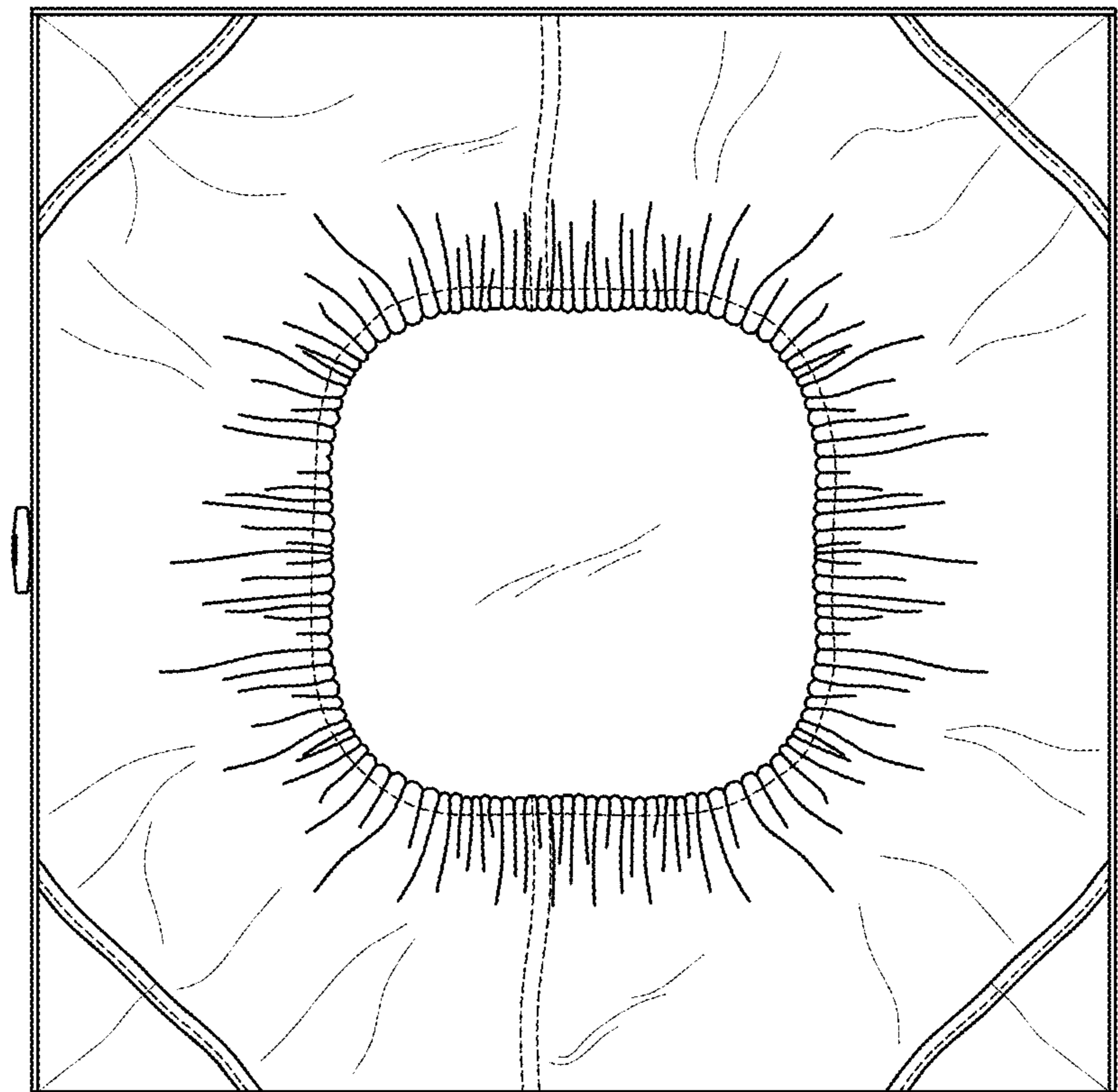


FIG. 8



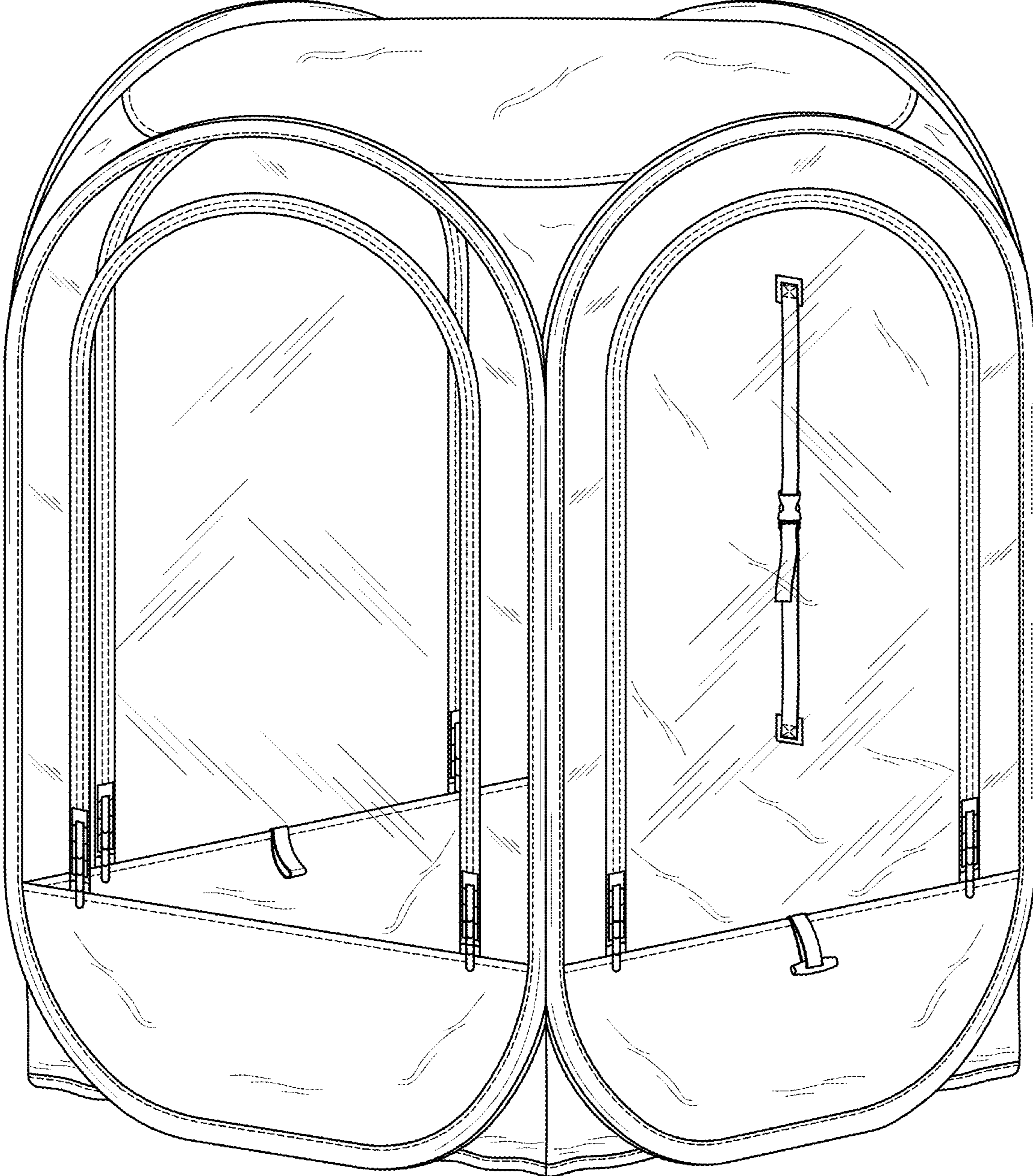


FIG. 9




FIG. 10

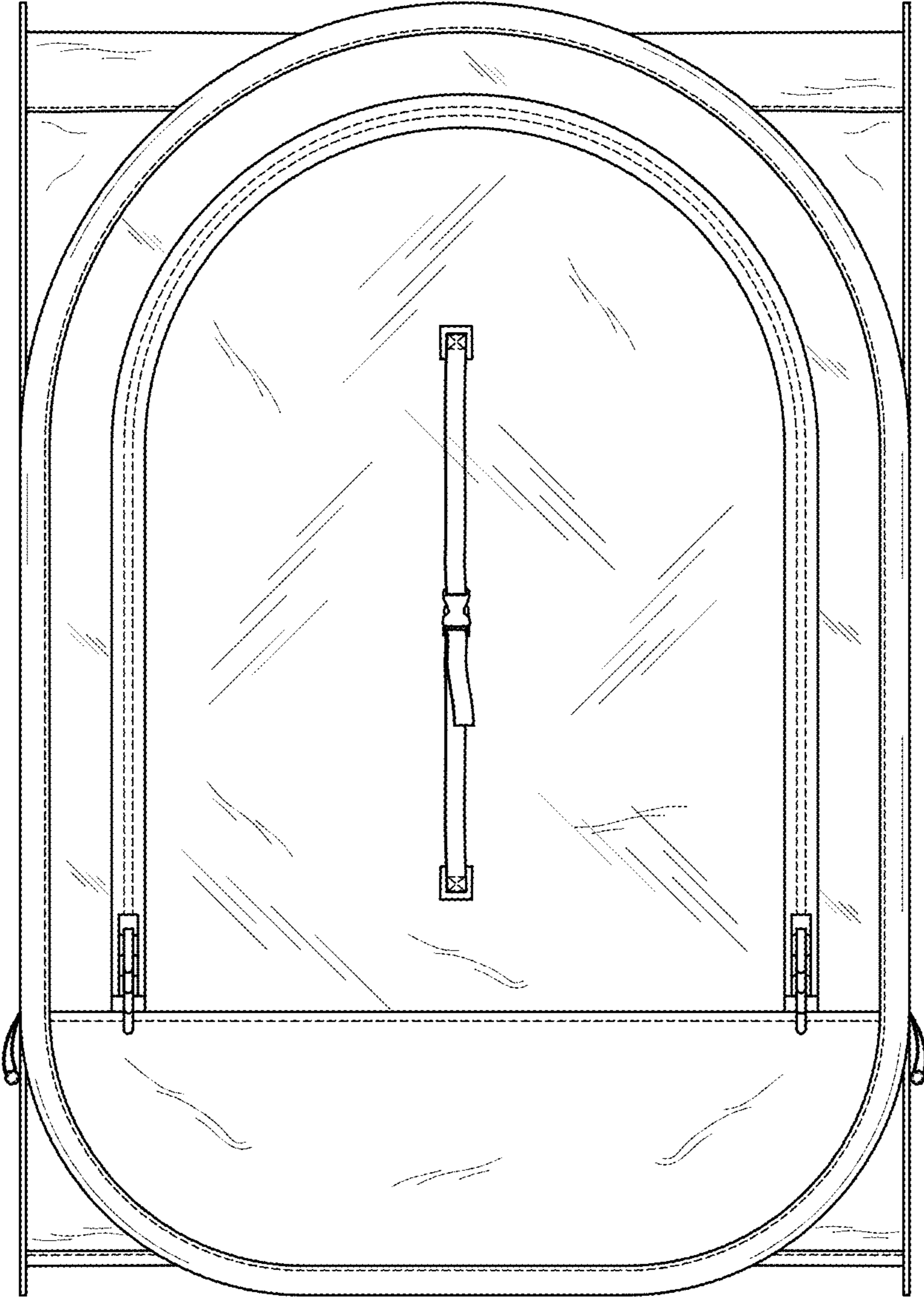


FIG. 11

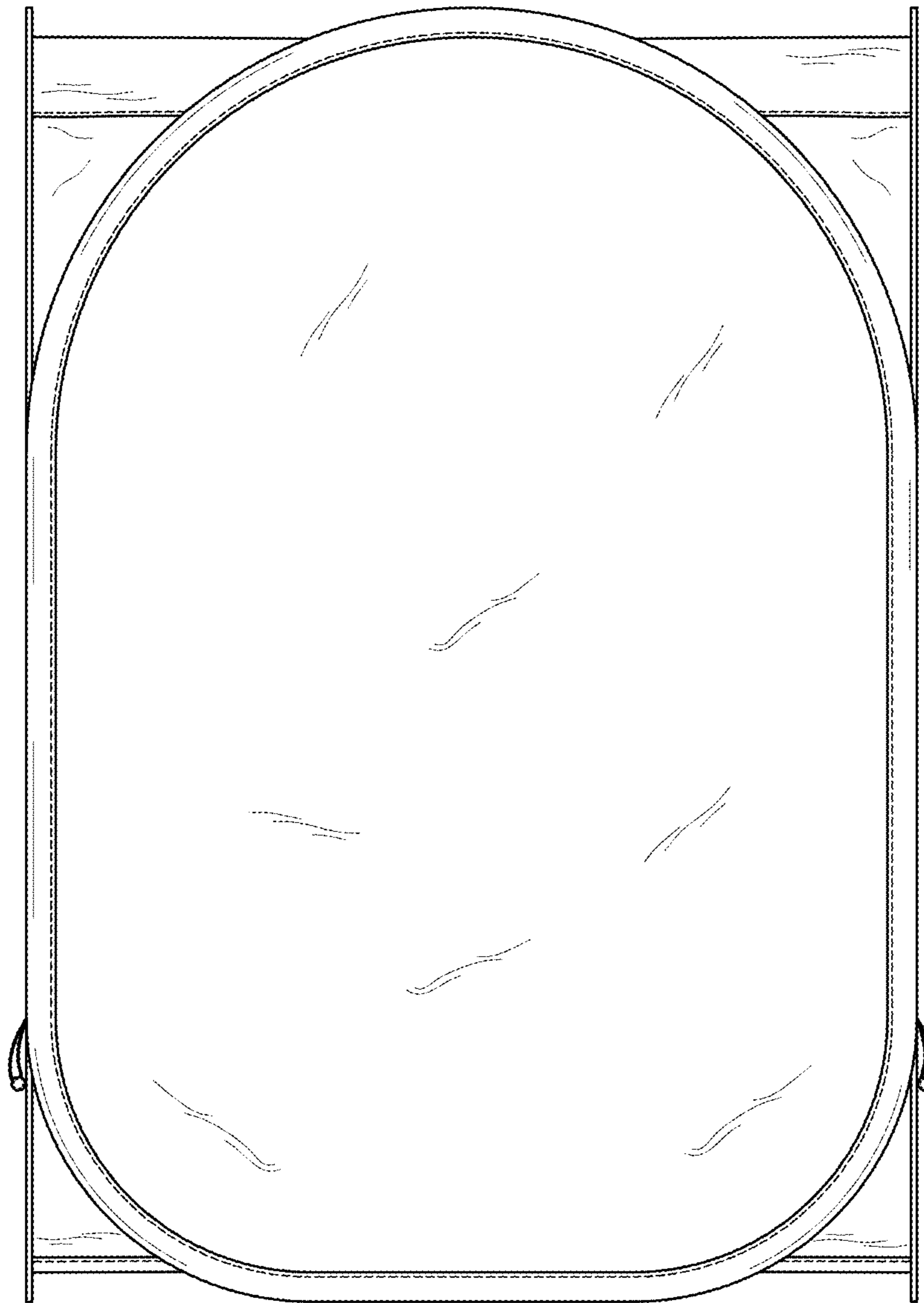


FIG. 12




FIG. 13




FIG. 14

FIG. 15




FIG. 16

