

US00D875860S

(12) **United States Design Patent** (10) **Patent No.:** **US D875,860 S**  
**Kim** (45) **Date of Patent:** **\*\* Feb. 18, 2020**

(54) **GOLF CLUB HEAD**

(71) Applicant: **Callaway Golf Company**, Carlsbad, CA (US)

(72) Inventor: **Wee Joung Kim**, Vista, CA (US)

(73) Assignee: **Callaway Golf Company**, Carlsbad, CA (US)

(\*\*) Term: **15 Years**

(21) Appl. No.: **29/669,199**

(22) Filed: **Nov. 6, 2018**

(51) **LOC (12) Cl.** ..... **21-02**

(52) **U.S. Cl.**  
USPC ..... **D21/759**

(58) **Field of Classification Search**  
USPC ..... D21/747-751, 759  
CPC ..... A63B 53/00; A63B 53/02; A63B 53/04;  
A63B 53/047; A63B 53/0475; A63B  
2053/0479; A63B 2053/0483; A63B  
2053/0445; A63B 60/00; A63B 60/46  
See application file for complete search history.

(56) **References Cited**

**U.S. PATENT DOCUMENTS**

D496,419 S	*	9/2004	Lang	.....	D21/747
D498,277 S	*	11/2004	Lang	.....	D21/747
D512,757 S	*	12/2005	Cleveland	.....	D21/747
D532,848 S	*	11/2006	Cleveland	.....	D21/747
D556,278 S	*	11/2007	Mahaffey	.....	D21/747
D563,497 S	*	3/2008	Mahaffey	.....	D21/747
D581,000 S	*	11/2008	Nicolette	.....	D21/749
D659,214 S	*	5/2012	Oldknow	.....	D21/759
D669,947 S	*	10/2012	Kim	.....	D21/747
D684,228 S	*	6/2013	Breier	.....	D21/749

D707,766 S	*	6/2014	Wolfe	.....	D21/747
D733,819 S	*	7/2015	Dolezel	.....	D21/747
D763,999 S	*	8/2016	Tang	.....	D21/759
D764,612 S	*	8/2016	Tang	.....	D21/759
D767,695 S	*	9/2016	Kitching, Jr.	.....	D21/747
D803,960 S	*	11/2017	Hebreo	.....	D21/749
D815,705 S	*	4/2018	Dolezel	.....	D21/749
D817,421 S	*	5/2018	Tang	.....	D21/759
D834,665 S	*	11/2018	Kim	.....	D21/759
D834,666 S	*	11/2018	Tang	.....	D21/759
D834,667 S	*	11/2018	Tang	.....	D21/759
D852,912 S	*	7/2019	Kim	.....	D21/747
D859,552 S	*	9/2019	Tang	.....	D21/759
D863,482 S	*	10/2019	Tang	.....	D21/759

\* cited by examiner

*Primary Examiner* — Mitchell I. Siegel  
(74) *Attorney, Agent, or Firm* — Rebecca Hanovice;  
Michael Catania; Sonia Lari

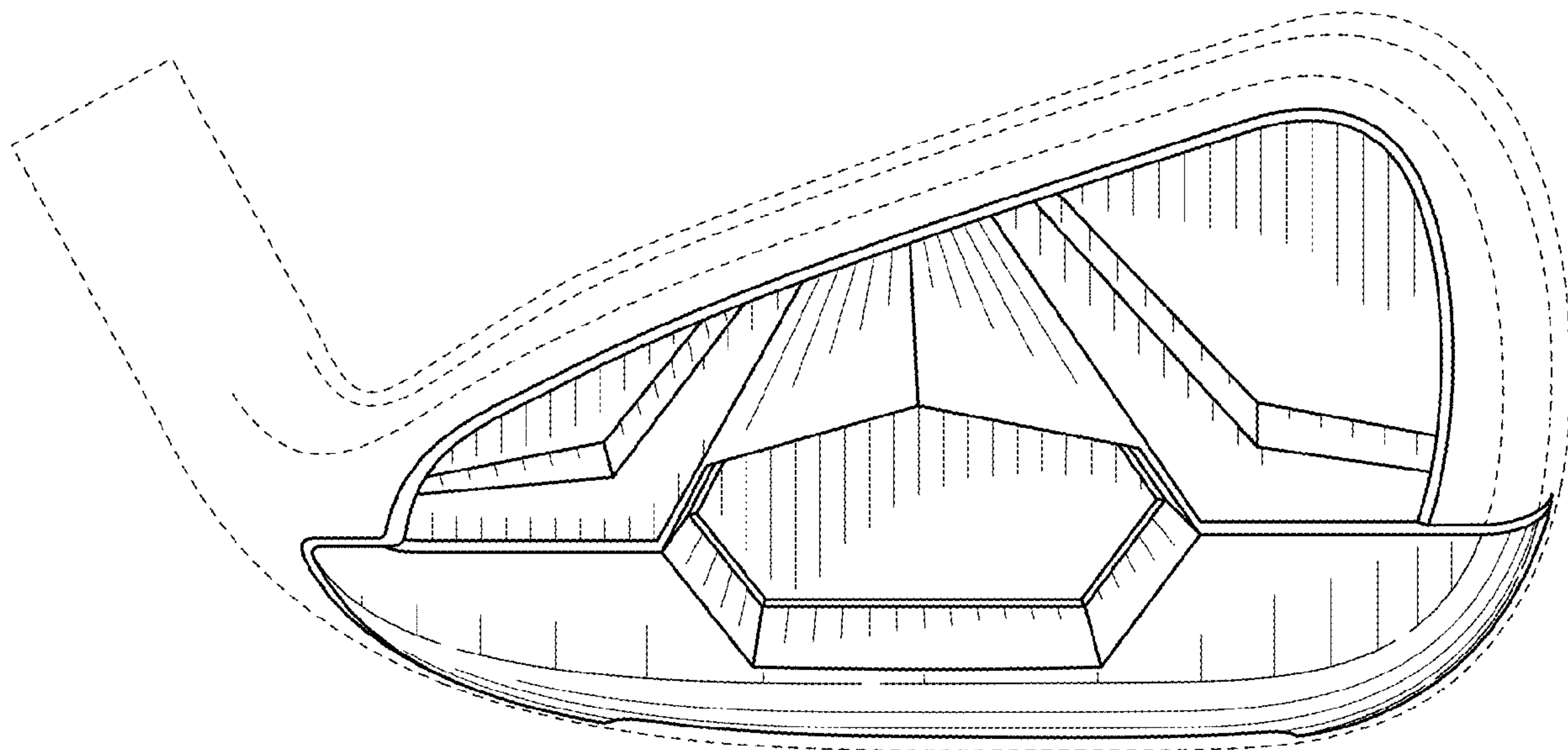
(57) **CLAIM**

The ornamental design for a golf club head, as shown and described.

**DESCRIPTION**

FIG. 1 is a rear perspective view of the golf club head claimed herein;  
FIG. 2 is a front elevational view thereof;  
FIG. 3 is a rear elevational view thereof;  
FIG. 4 is a left side elevational view thereof;  
FIG. 5 is a right side elevational view thereof;  
FIG. 6 is a top plan view thereof; and,  
FIG. 7 is a bottom plan view thereof.  
The broken lines shown on the drawings are included for the purpose of illustrating unclaimed subject matter and forms no part of the claimed design.

**1 Claim, 4 Drawing Sheets**



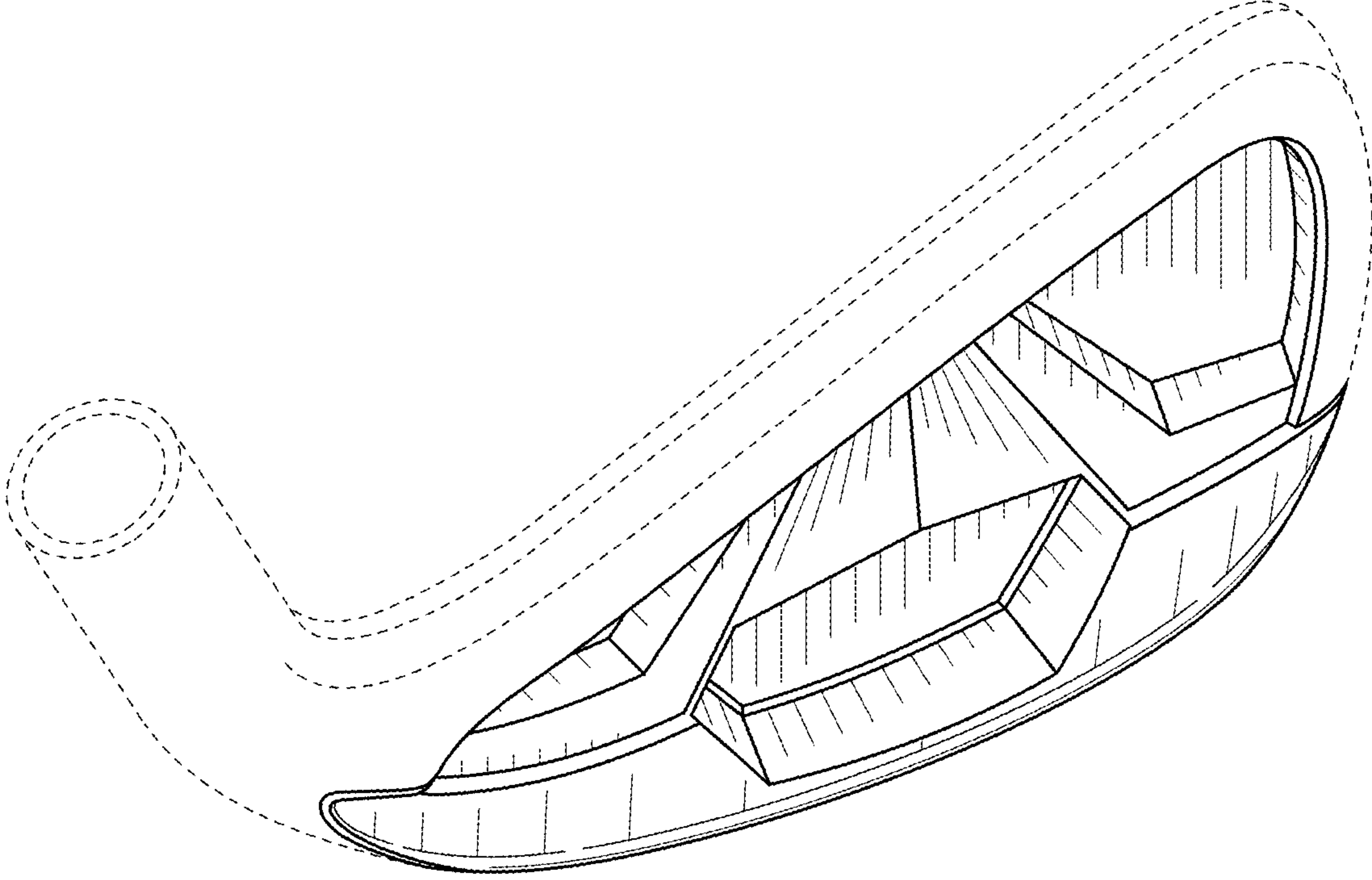


FIG. 1

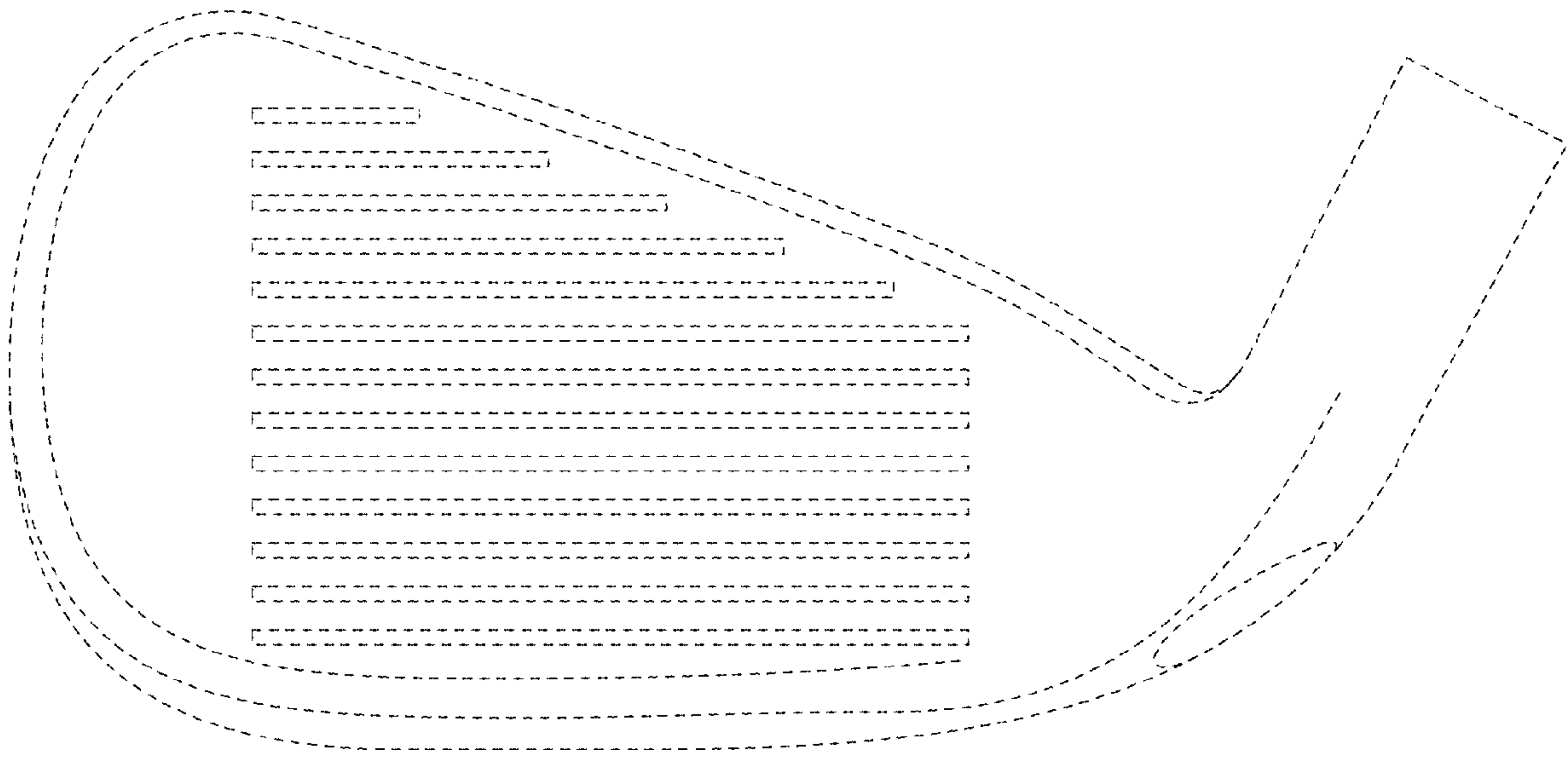


FIG. 2

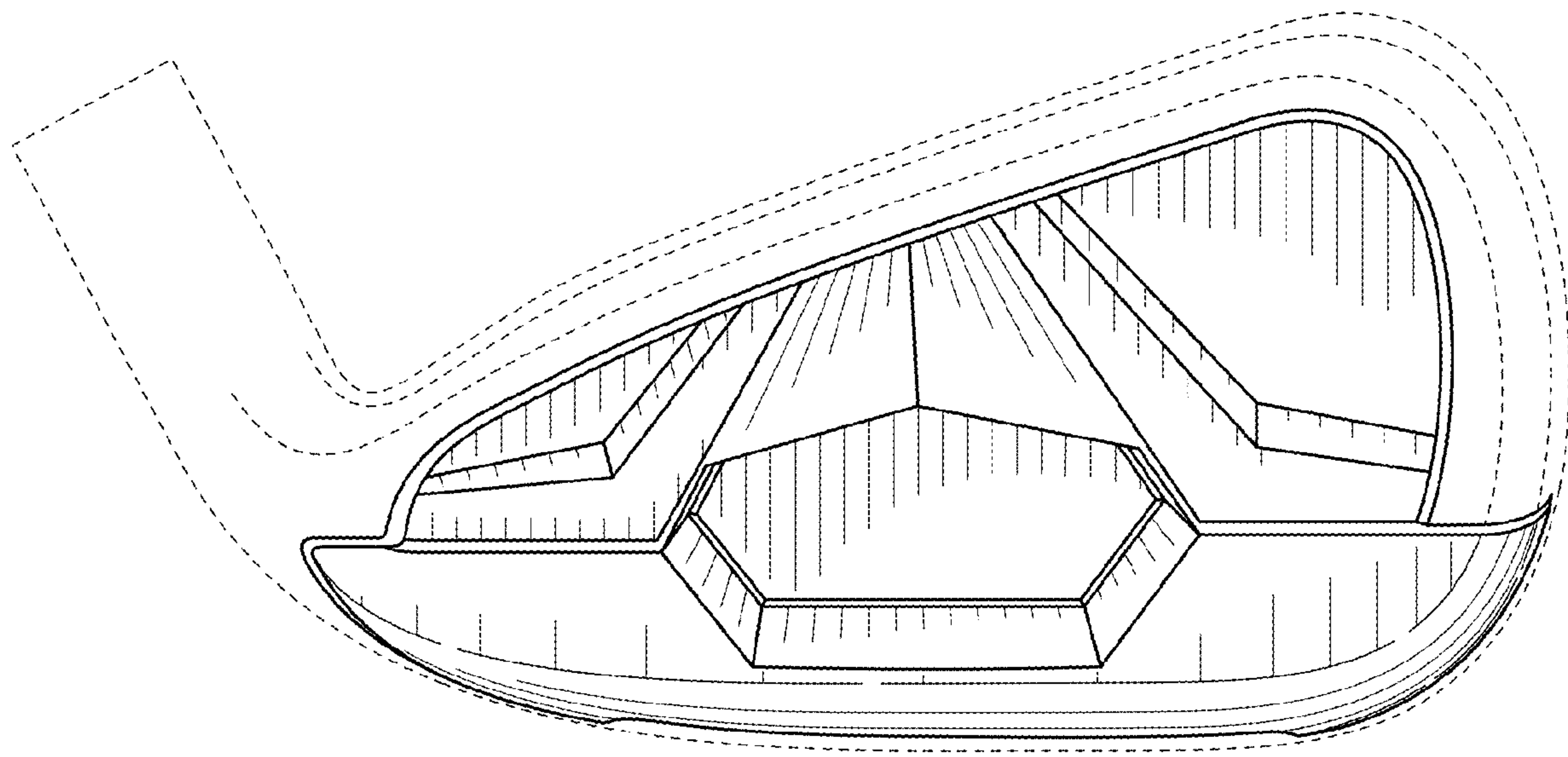


FIG. 3

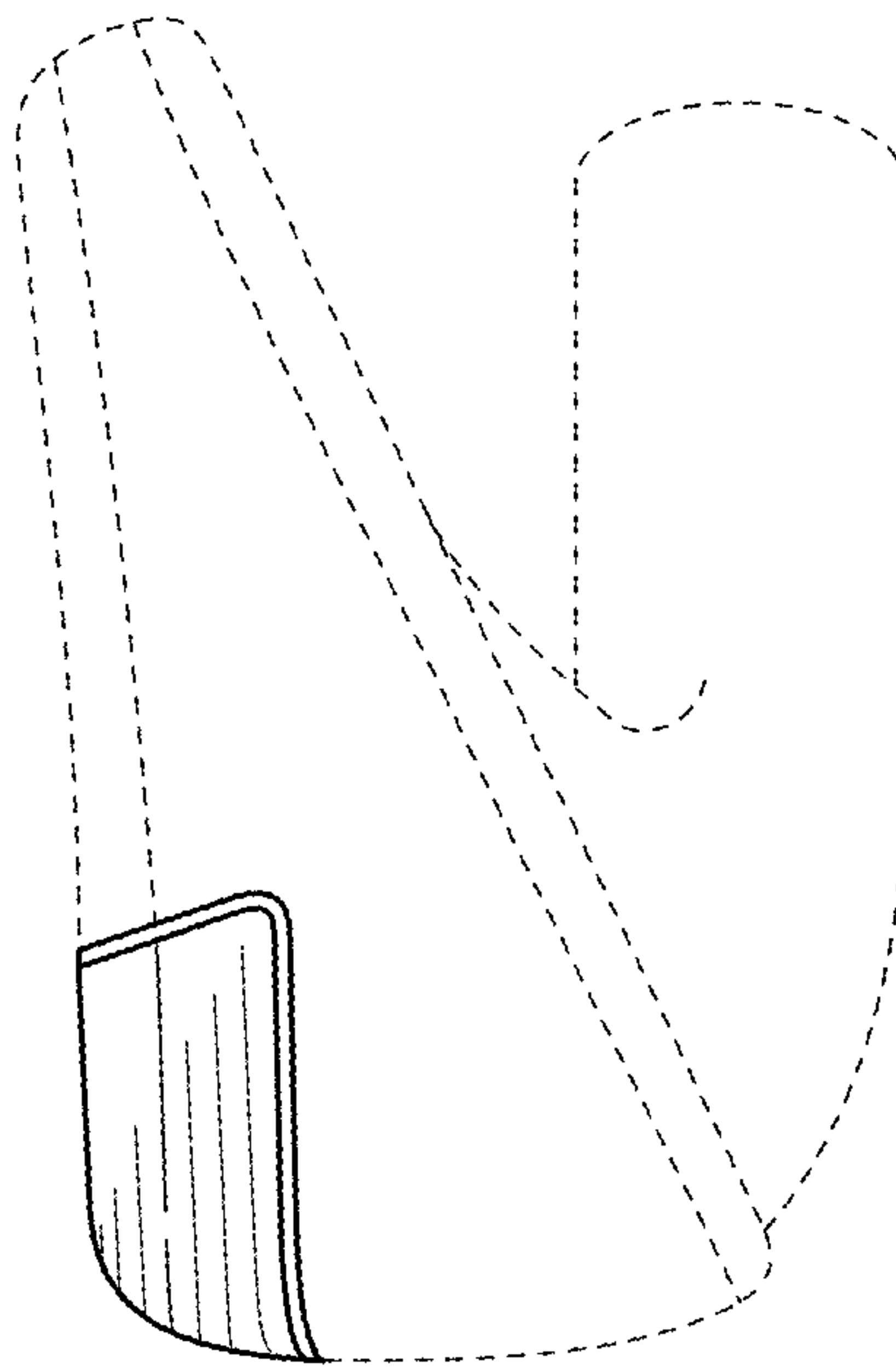


FIG. 4

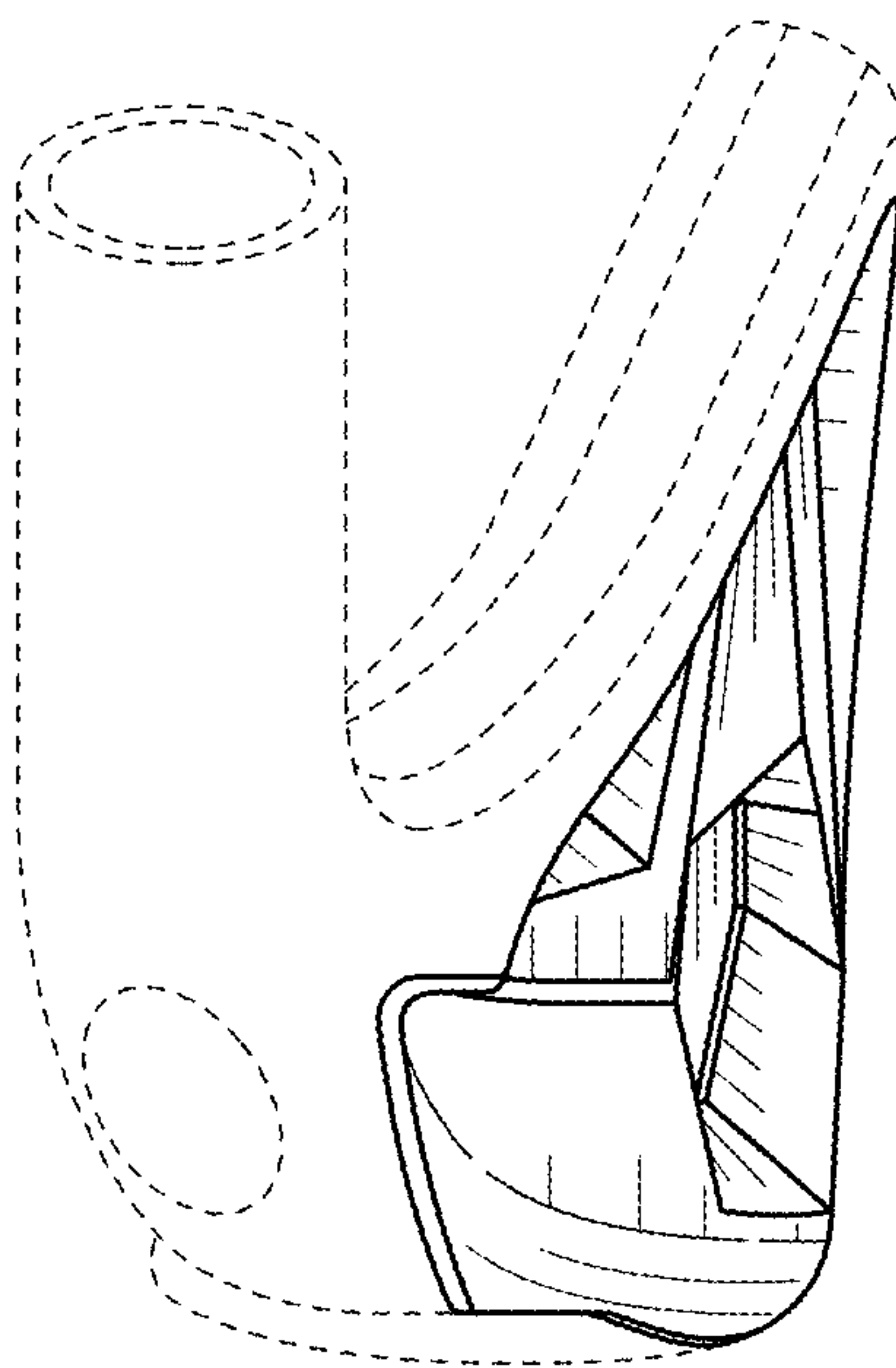


FIG. 5



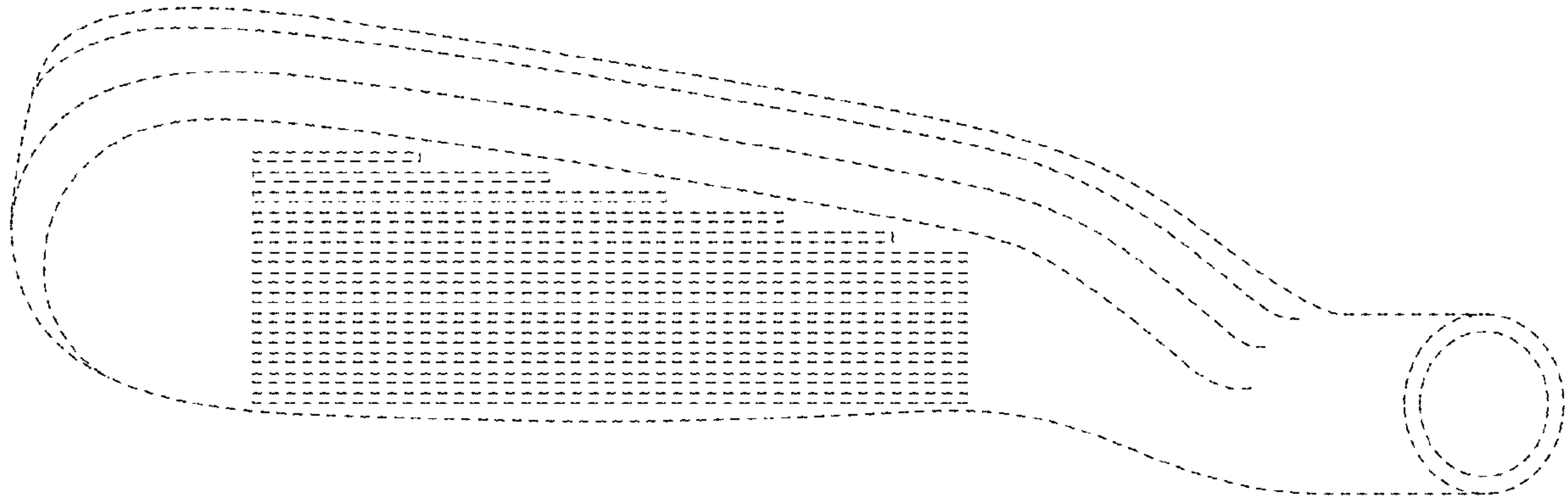


FIG. 6

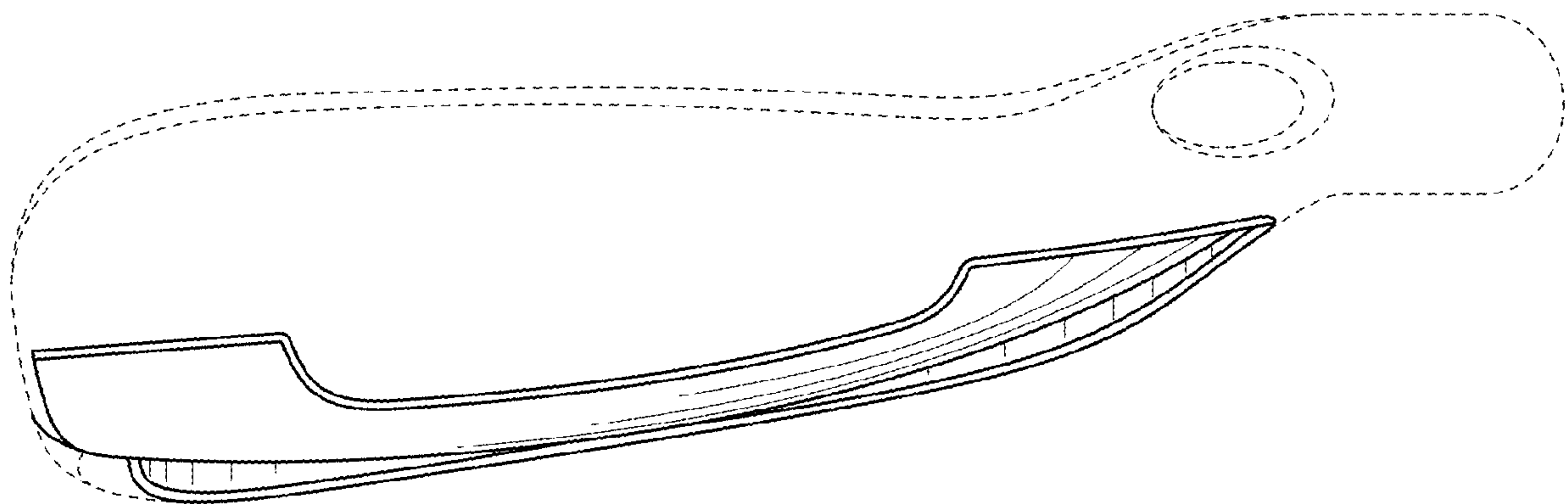


FIG. 7