



US00D875802S

(12) **United States Design Patent**
Jin

(10) **Patent No.:** **US D875,802 S**
(45) **Date of Patent:** **** Feb. 18, 2020**

(54) **CAMERA BODY**
(71) Applicant: **Disney Enterprises, Inc.**, Burbank, CA (US)
(72) Inventor: **Xiangshu Jin**, Shanghai (CN)
(73) Assignee: **Disney Enterprises, Inc.**, Burbank, CA (US)
(**) Term: **15 Years**

6,628,901 B2 * 9/2003 Naka G03B 7/26
396/301
D515,608 S * 2/2006 Heatherly D16/202
D522,557 S * 6/2006 Chen D16/202
D524,839 S * 7/2006 Wen D16/202
D558,810 S * 1/2008 Alden D16/202
D585,925 S * 2/2009 Kuo D16/202
D633,122 S * 2/2011 Booker D16/218
D676,476 S * 2/2013 Ishikura D16/202
D822,742 S * 7/2018 Hathway D16/203
D822,743 S * 7/2018 Hathway D16/203
D822,744 S * 7/2018 Hathway D16/203

* cited by examiner

(21) Appl. No.: **29/617,649**
(22) Filed: **Sep. 15, 2017**

Primary Examiner — Ramzi S Almatrahi
(74) *Attorney, Agent, or Firm* — Sterne, Kessler, Goldstein & Fox P.L.L.C.

(30) **Foreign Application Priority Data**

Mar. 17, 2017 (CN) 2017 3 0079024

(51) **LOC (12) Cl.** **16-01**

(52) **U.S. Cl.**
USPC **D16/202; D16/201**

(58) **Field of Classification Search**
USPC D16/200, 202–206, 208, 218, 219;
D21/514; 348/373–376; 396/535,
396/539–541
CPC G03B 15/03; G03B 17/02; G03B 17/04;
G03B 17/56; G03B 19/04; H04N 5/2251;
H04N 5/2252; H04N 5/2253; H04N
5/2254; H04N 2101/00
See application file for complete search history.

(56) **References Cited**

U.S. PATENT DOCUMENTS

D332,810 S * 1/1993 Fujieda D16/201
D373,130 S * 8/1996 Jin D16/218

(57) **CLAIM**

The ornamental design for a camera body, as shown and described.

DESCRIPTION

The patent or application file contains at least one drawing executed in color. Copies of this patent or patent application publication with color drawing(s) will be provided by the Office upon request and payment of the necessary fee.

FIG. 1 is a top, front and right side perspective view of a camera body showing my new design;
FIG. 2 is a front elevational view thereof;
FIG. 3 is a rear elevational view thereof;
FIG. 4 is a top plan view thereof;
FIG. 5 is a bottom plan view thereof;
FIG. 6 is a left side elevational view thereof; and,
FIG. 7 is a right side elevational view thereof.

1 Claim, 4 Drawing Sheets
(4 of 4 Drawing Sheet(s) Filed in Color)



FIG. 1



FIG. 2

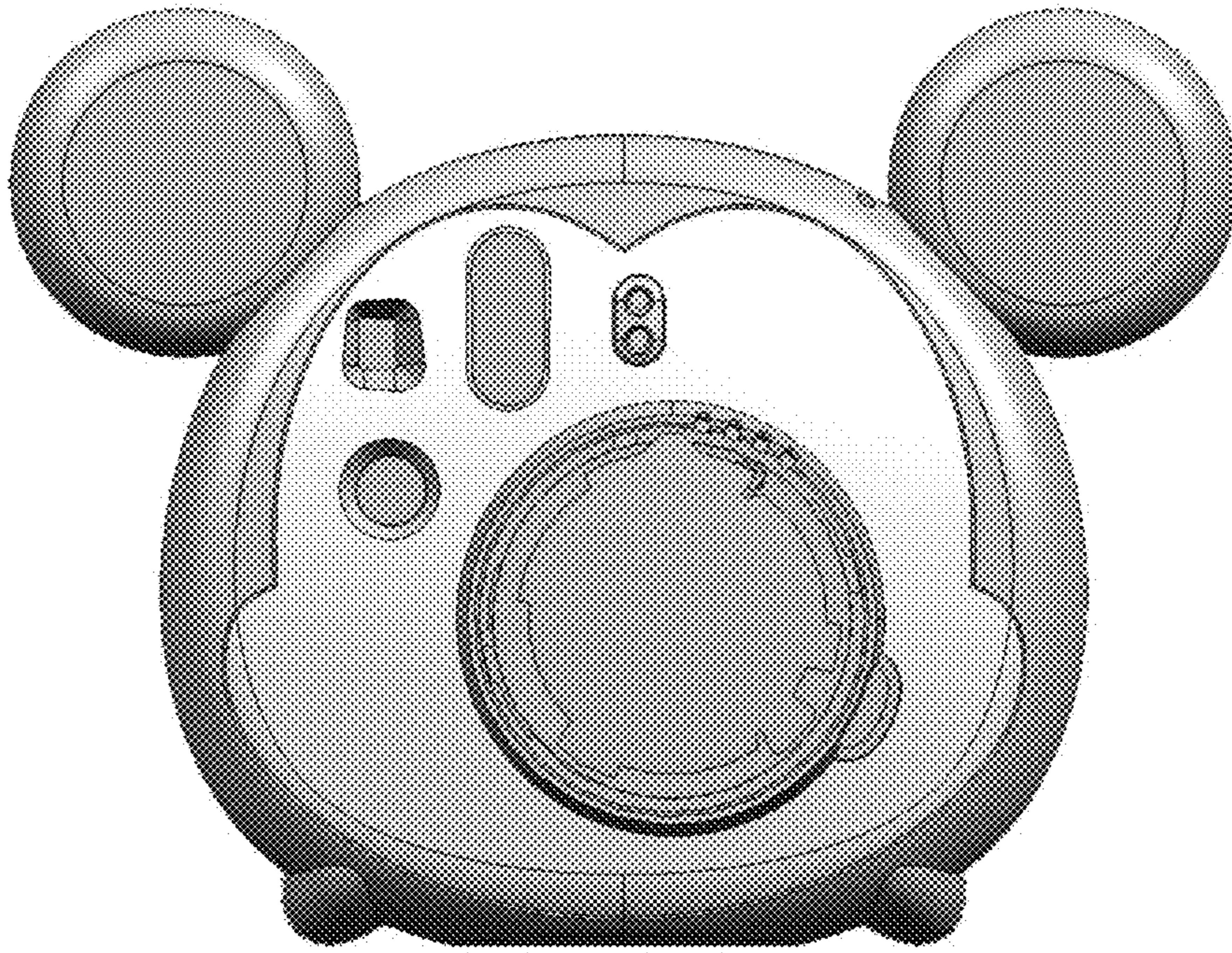


FIG. 3

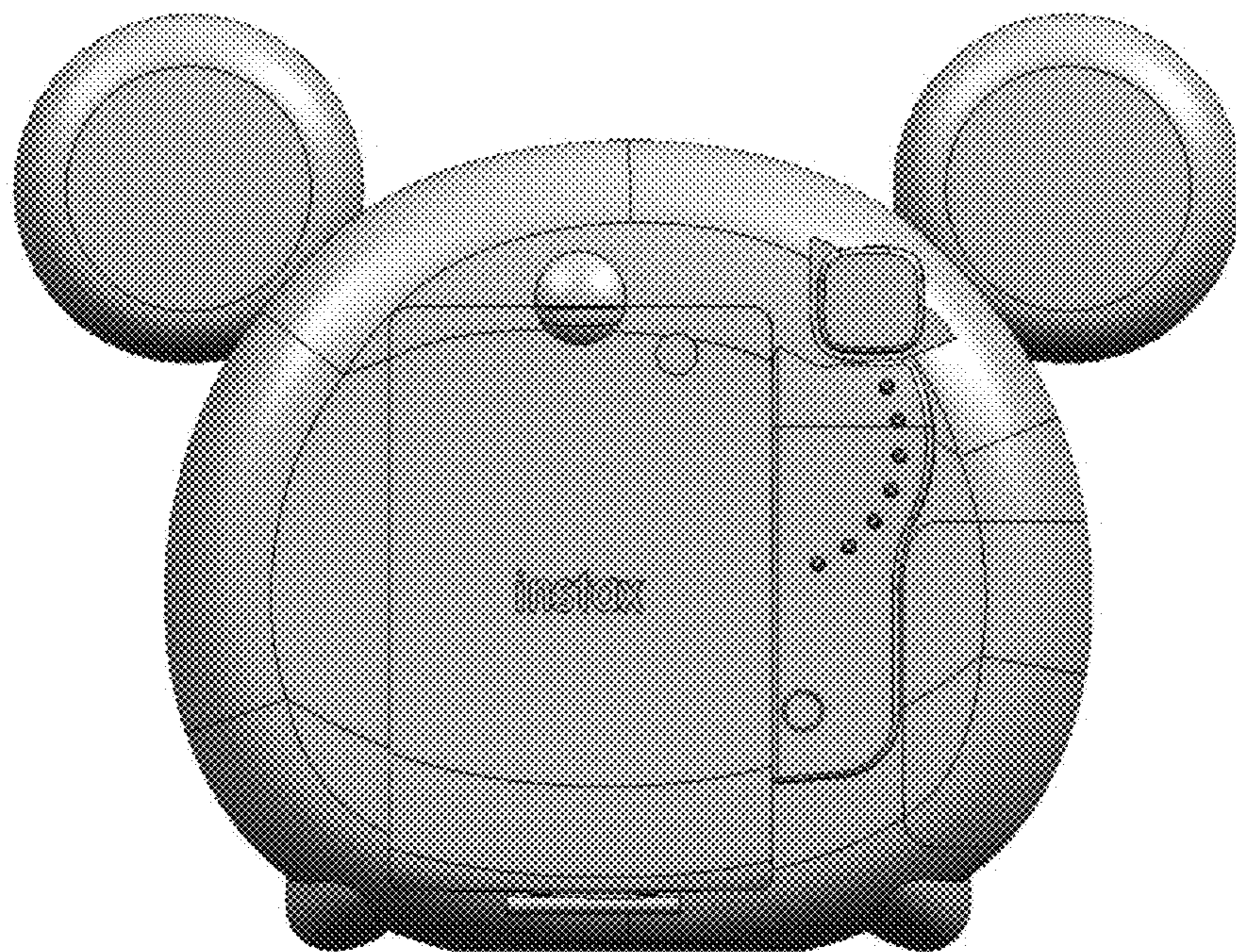


FIG. 4

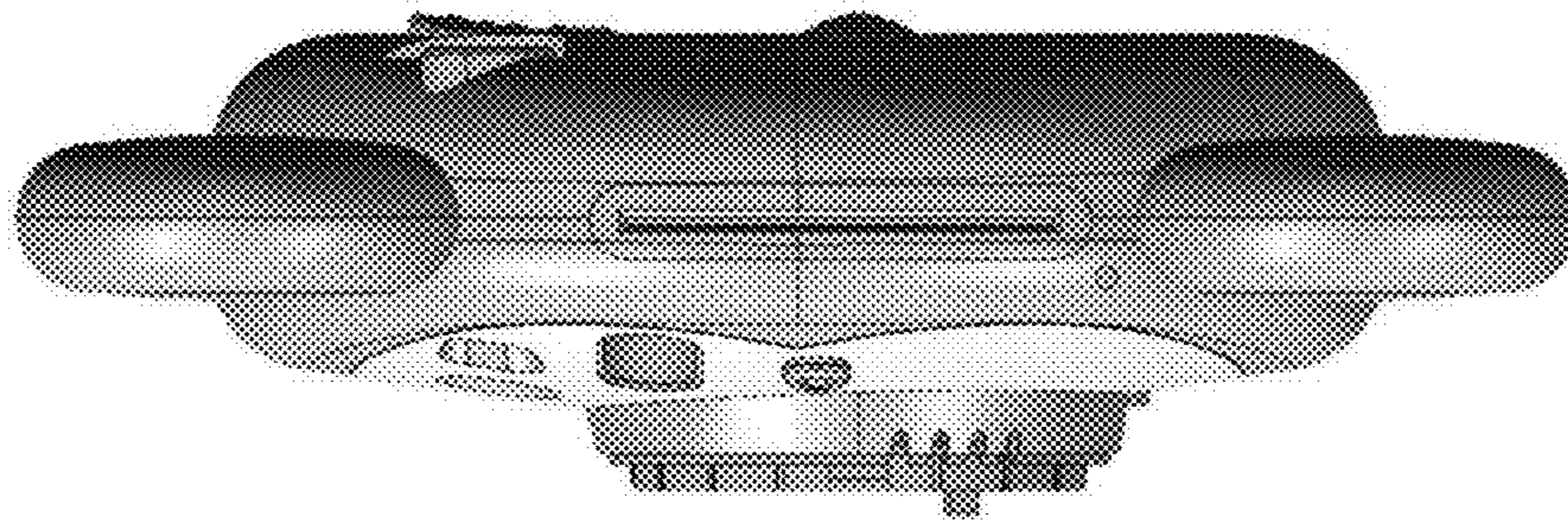


FIG. 5

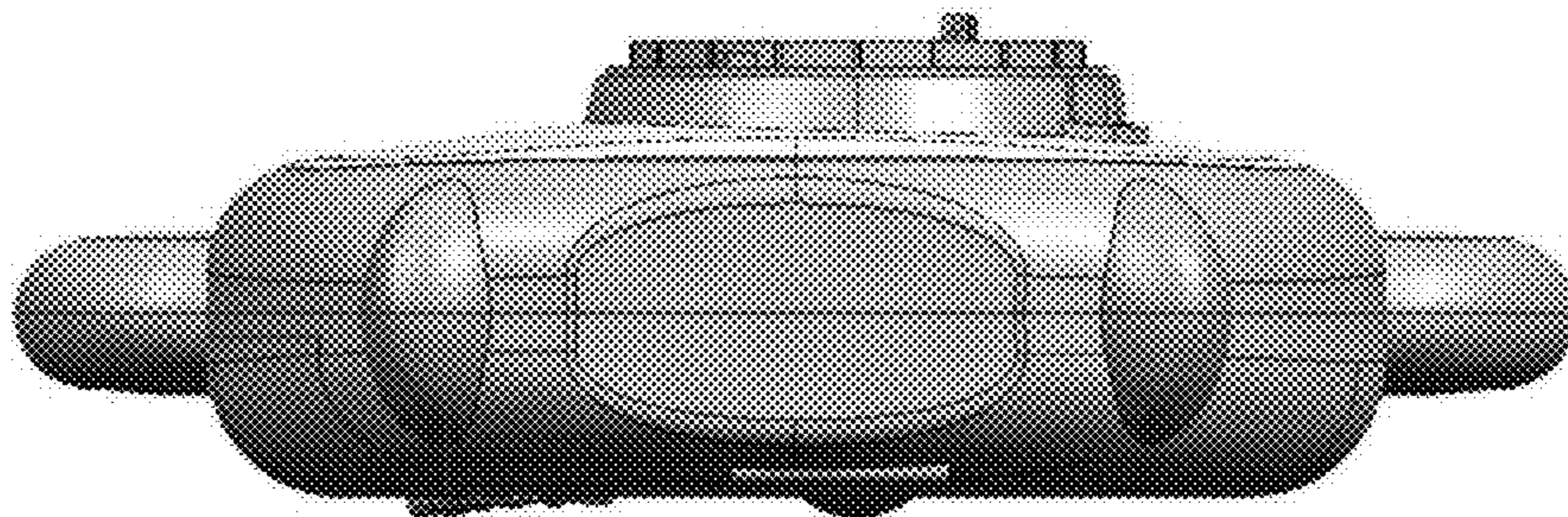


FIG. 6




FIG. 7

