



US00D875778S

(12) United States Design Patent (10) Patent No.: US D875,778 S
Shelksohn et al. (45) Date of Patent: ** Feb. 18, 2020

(54) DISPLAY SCREEN OR A PORTION THEREOF WITH ANIMATED GRAPHICAL USER INTERFACE

(71) Applicant: eBay Inc., San Jose, CA (US)

(72) Inventors: Marcus Shelksohn, San Jose, CA (US); Matthew Wolf, San Jose, CA (US); Jordan Springstroh, San Jose, CA (US); Karlyn Neel, San Jose, CA (US); Khashayar Dehdashtinejad, San Jose, CA (US); Jonathan Zhang, San Jose, CA (US); Anthony Chan, San Jose, CA (US)

(73) Assignee: EBAY INC., San Jose, CA (US)

(**) Term: 15 Years

(21) Appl. No.: 29/654,661

(22) Filed: Jun. 26, 2018

Related U.S. Application Data

(62) Division of application No. 29/572,814, filed on Jul. 29, 2016, now Pat. No. Des. 823,337.

(51) LOC (12) Cl. 14-04

(52) U.S. Cl. USPC D14/488

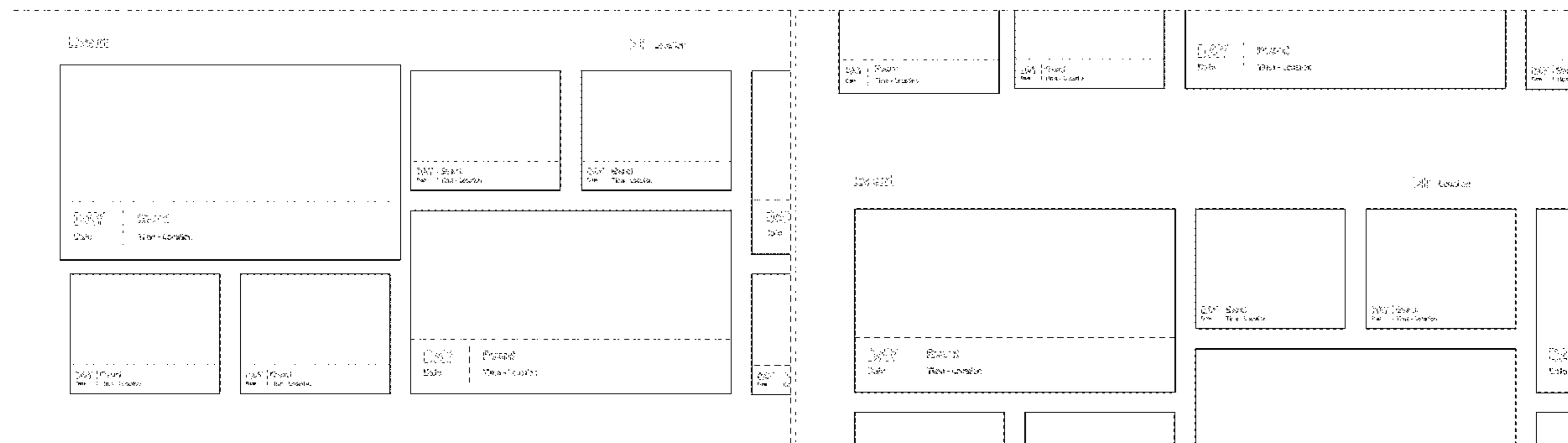
(58) Field of Classification Search USPC D14/485-495; D20/11; D21/324, 325 CPC G06F 3/048; G06F 3/0481; G06F 3/04817; G06F 3/0482; G06F 3/0483; G06F 3/04842; G06F 3/0485; G06F 3/04855; G06F 3/0486; G06F 3/0488; G06F 3/04886; G06F 3/167; G06F 9/4443; G06F 17/211; G06F 17/212 See application file for complete search history.

(56) References Cited

U.S. PATENT DOCUMENTS

D599,806 S 9/2009 Brown et al. 7,587,683 B2 9/2009 Ito et al.

7,636,889 B2 12/2009 Weber et al. D614,640 S 4/2010 Vieggers et al. D625,323 S 10/2010 Matsushima et al. D634,750 S 3/2011 Loretan et al. D634,753 S 3/2011 Loretan et al. D638,853 S 5/2011 Brinda D641,372 S 7/2011 Gardner et al. D644,240 S * 8/2011 Arnold D14/487 D658,202 S * 4/2012 Hally D14/488 D658,674 S * 5/2012 Shallcross D14/488 D661,702 S 6/2012 Asai et al. D667,020 S 9/2012 Mackenzie et al. 8,286,100 B2 * 10/2012 Helfman G06F 3/0481 715/855 D673,168 S 12/2012 Frijlink et al. D686,237 S 7/2013 Alucema et al. D692,448 S 10/2013 Jung et al. D692,456 S 10/2013 Brinda et al. D695,779 S 12/2013 Edwards et al. D718,778 S * 12/2014 Hobbs D14/486 D722,069 S 2/2015 Lee et al. D733,162 S 6/2015 Aoshima D745,022 S 12/2015 Mccleary et al. D748,113 S * 1/2016 Gray D14/485 D748,120 S * 1/2016 Bauer D14/486 D749,622 S 2/2016 Chaudhri et al. D750,644 S 3/2016 Bhutani et al. D753,699 S 4/2016 Tsukamoto D757,041 S 5/2016 Zankowski et al. D759,673 S * 6/2016 Looney D14/485 D759,710 S 6/2016 Seo et al. D760,275 S 6/2016 Zhang D763,900 S 8/2016 Jeon et al. D769,295 S 10/2016 Han et al. D780,801 S 3/2017 Jann et al. D781,897 S * 3/2017 Umezawa D14/486 D783,670 S 4/2017 Gomez et al. D793,424 S 8/2017 Bao et al. D795,912 S 8/2017 Hoffman D798,331 S 9/2017 Fong et al. D798,885 S 10/2017 Saito et al. D798,899 S 10/2017 Wen et al. D800,152 S 10/2017 Wu et al. D801,984 S 11/2017 Sugawara D802,615 S 11/2017 Zhao et al. D803,871 S 11/2017 Kim D806,741 S 1/2018 Majernik et al. D808,413 S 1/2018 Wu et al. D812,092 S * 3/2018 Shelksohn D14/488 D823,337 S 7/2018 Shelksohn et al. D823,889 S 7/2018 Shelksohn et al. D825,597 S * 8/2018 Jann D14/486 D847,166 S * 4/2019 Jann D14/486



2009/0313578	A1	12/2009	Roh et al.	
2010/0002013	A1	1/2010	Kagaya	
2010/0174993	A1	7/2010	Pennington et al.	
2011/0025711	A1	2/2011	Doi	
2012/0017147	A1	1/2012	Mark	
2013/0036384	A1	2/2013	Murata	
2014/0333551	A1	11/2014	Kim et al.	
2014/0337791	A1	11/2014	Agnetta et al.	
2015/0067582	A1	3/2015	Donnelly et al.	
2015/0077326	A1	3/2015	Kramer et al.	
2015/0193424	A1	7/2015	Lee et al.	
2019/0146752	A1*	5/2019	Hwang G06F 3/167 715/727

OTHER PUBLICATIONS

“An Honest Look into Creativity” Jun. 29, 2016, posted at youtube.com, [site visited Nov. 25, 2019]. <https://www.youtube.com/watch?v=SM6LLo516Oc>.*

“Overlap scrolling view with AppBarLayout” Jun. 18, 2016, posted at stackoverflow.com, [site visited Nov. 25, 2019]. <https://stackoverflow.com/questions/31039074/overlap-scrolling-view-with-appbarlayout>.*

Restriction Requirement received for U.S. Appl. No. 29/572,814, dated Oct. 19, 2017, 8 pgs.

Response to Restriction Requirement dated Dec. 19, 2017 for U.S. Appl. No. 29/572,814, 7 pgs.

Notice of Allowance Received for U.S. Appl. No. 29/572,814 dated Mar. 13, 2018, 9 pgs.

Restriction Requirement received for U.S. Appl. No. 29/572,816, dated Oct. 19, 2017, 8 pgs.

Response to Restriction Requirement dated Dec. 18, 2017 for U.S. Appl. No. 29/572,816, 5 pgs.

Notice of Allowance Received for U.S. Appl. No. 29/572,816 dated Mar. 20, 2018, 9 pgs.

* cited by examiner

Primary Examiner — Jack Reickel

Assistant Examiner — John M Otte

(74) *Attorney, Agent, or Firm* — Maschoff Brennan

(57) **CLAIM**

The ornamental design for a display screen or a portion thereof with animated graphical user interface, as shown and described.

DESCRIPTION

FIG. 1 is a first image of a first embodiment of a display screen or a portion thereof with animated graphical user interface;

FIG. 2 is a second image of a first embodiment of a display screen or a portion thereof with animated graphical user interface;

FIG. 3 is a third image of a first embodiment of a display screen or a portion thereof with animated graphical user interface;

FIG. 4 is a fourth image of a first embodiment of a display screen or a portion thereof with animated graphical user interface;

FIG. 5 is a first image of a second embodiment of a display screen or a portion thereof with animated graphical user interface;

FIG. 6 is a second image of a second embodiment of a display screen or a portion thereof with animated graphical user interface;

FIG. 7 is a third image of a second embodiment of a display screen or a portion thereof with animated graphical user interface;

FIG. 8 is a fourth image of a second embodiment of a display screen or a portion thereof with animated graphical user interface;

FIG. 9 is a fifth image of a second embodiment of a display screen or a portion thereof with animated graphical user interface;

FIG. 10 is a first image of a third embodiment of a display screen or a portion thereof with animated graphical user interface;

FIG. 11 is a second image of a third embodiment of a display screen or a portion thereof with animated graphical user interface;

FIG. 12 is a third image of a third embodiment of a display screen or a portion thereof with animated graphical user interface;

FIG. 13 is a fourth image of a third embodiment of a display screen or a portion thereof with animated graphical user interface;

FIG. 14 is a first image of a fourth embodiment of a display screen or a portion thereof with animated graphical user interface;

FIG. 15 is a second image of a fourth embodiment of a display screen or a portion thereof with animated graphical user interface;

FIG. 16 is a third image of a fourth embodiment of a display screen or a portion thereof with animated graphical user interface;

FIG. 17 is a fourth image of a fourth embodiment of a display screen or a portion thereof with animated graphical user interface; and,

FIG. 18 is a fifth image of a fourth embodiment of a display screen or a portion thereof with animated graphical user interface.

The outermost broken line rectangle showing of the display screen portion and all other broken lines showing text and portions of the graphical user interface are included for the purpose of illustrating portions of the article and form no part of the claimed design.

In the first embodiment, the appearance of the animated graphical user interface sequentially transitions from FIG. 1 to FIG. 4. In the second embodiment, the appearance of the animated graphical user interface sequentially transitions from FIG. 5 to FIG. 9. In the third embodiment, the appearance of the animated graphical user interface sequentially transitions from FIG. 10 to FIG. 13. In the fourth embodiment, the appearance of the animated graphical user interface sequentially transitions from FIG. 14 to FIG. 18. The process or period in which one image transitions to another image forms no part of the claimed design. Furthermore, in some embodiments, one or more images may appear between the images illustrated in the various embodiments.

1 Claim, 18 Drawing Sheets

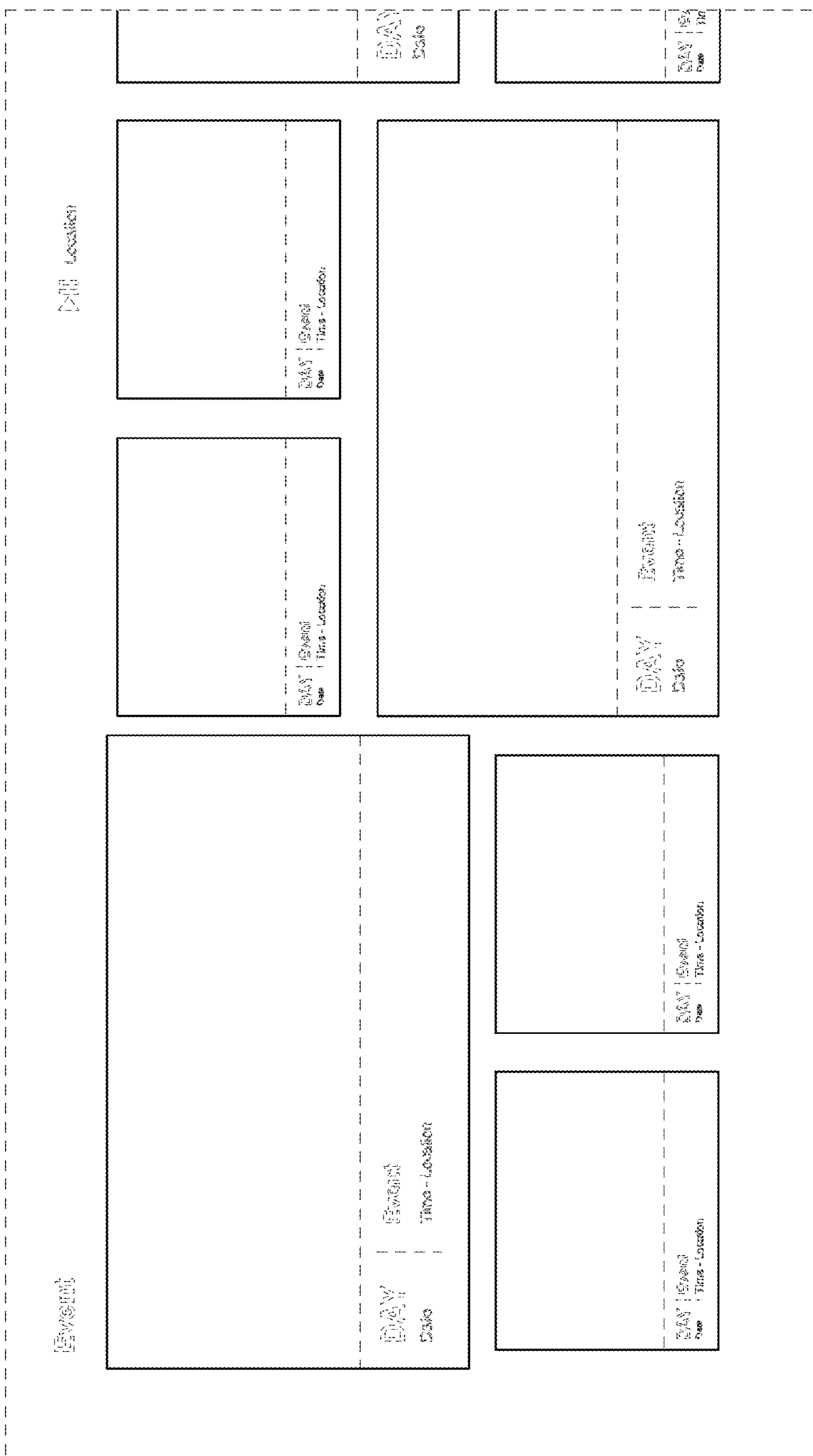


FIG. 1




FIG. 2




FIG. 3

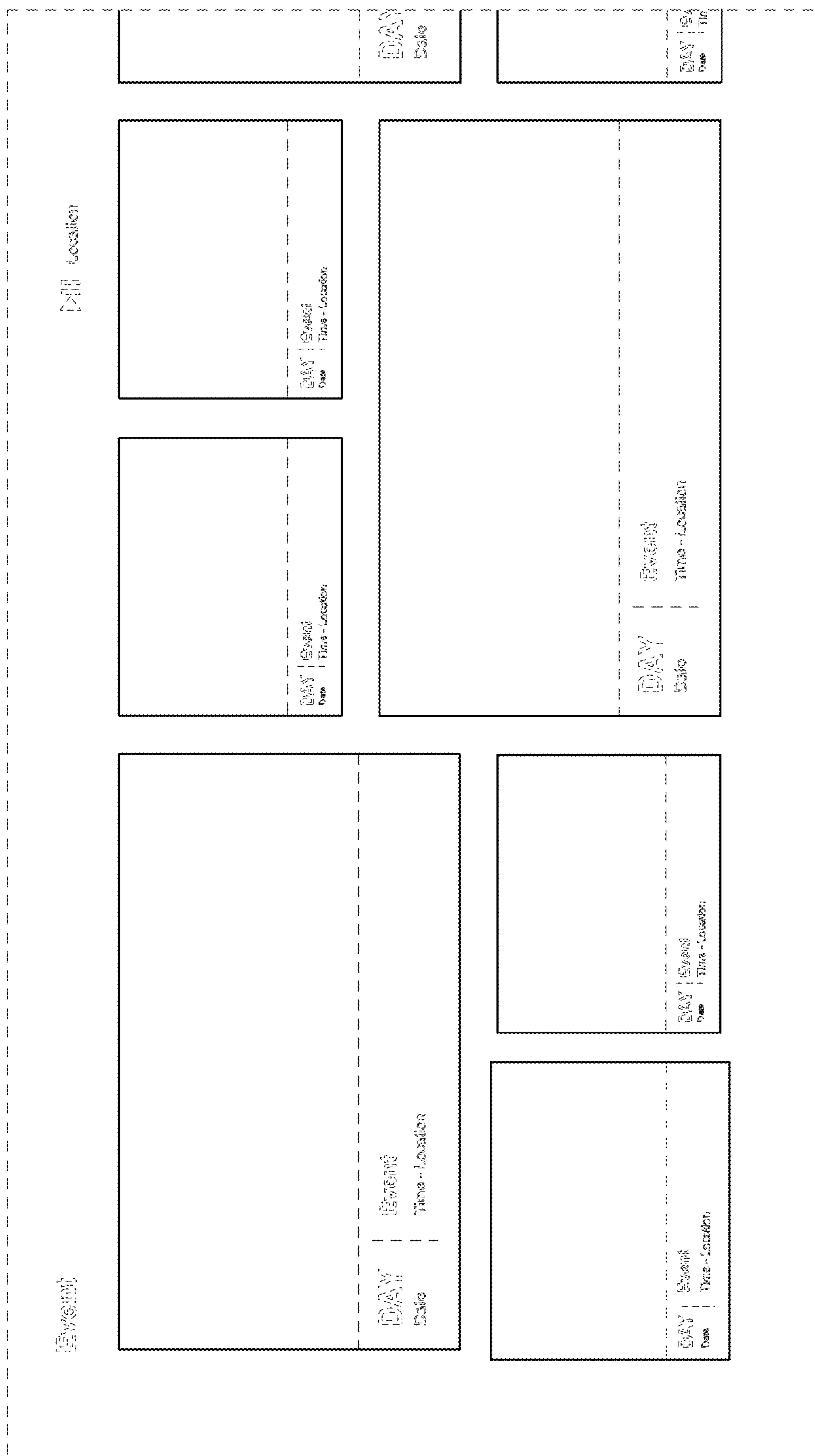


FIG. 4




FIG. 5

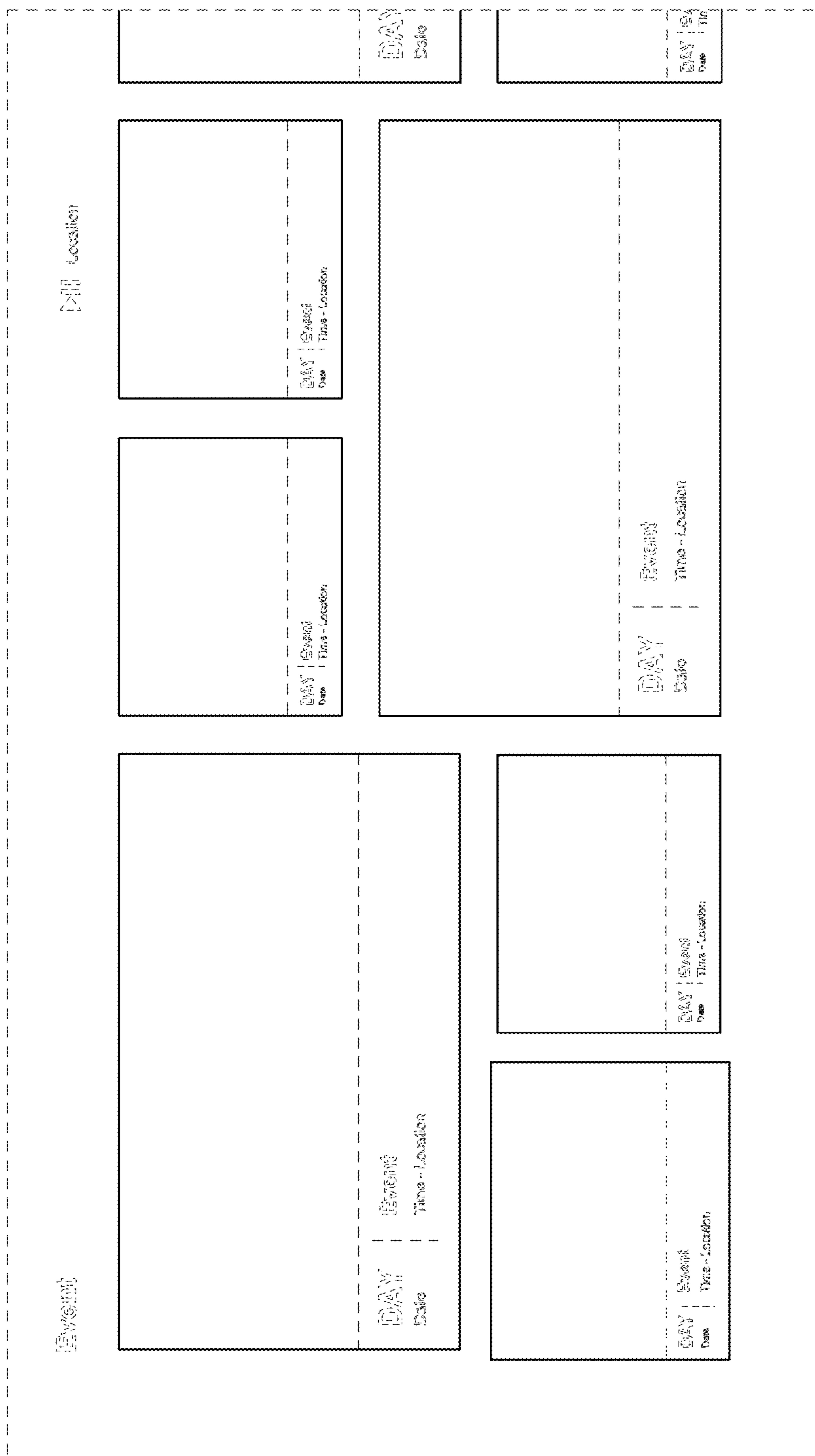


FIG. 6

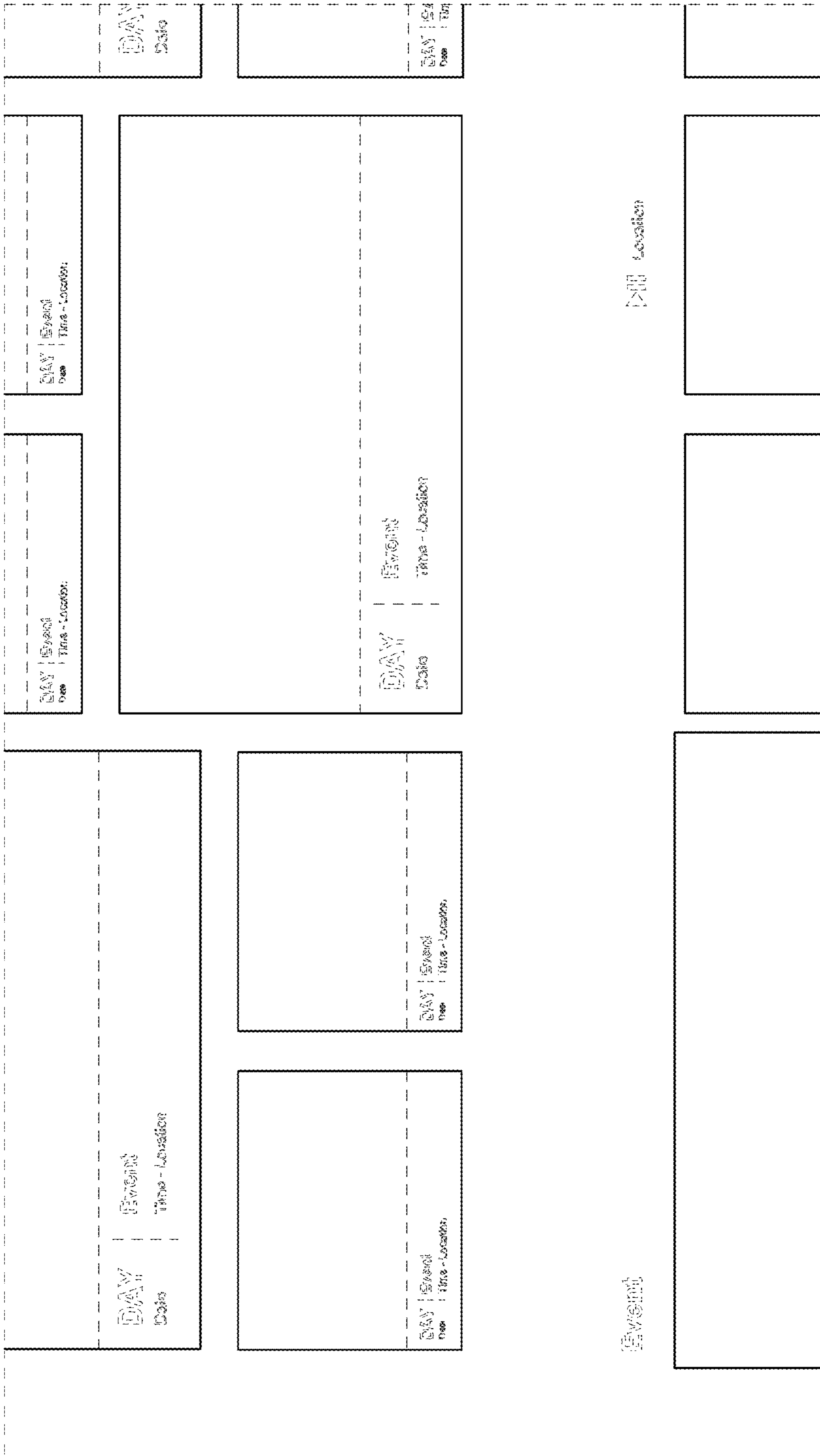


FIG. 7

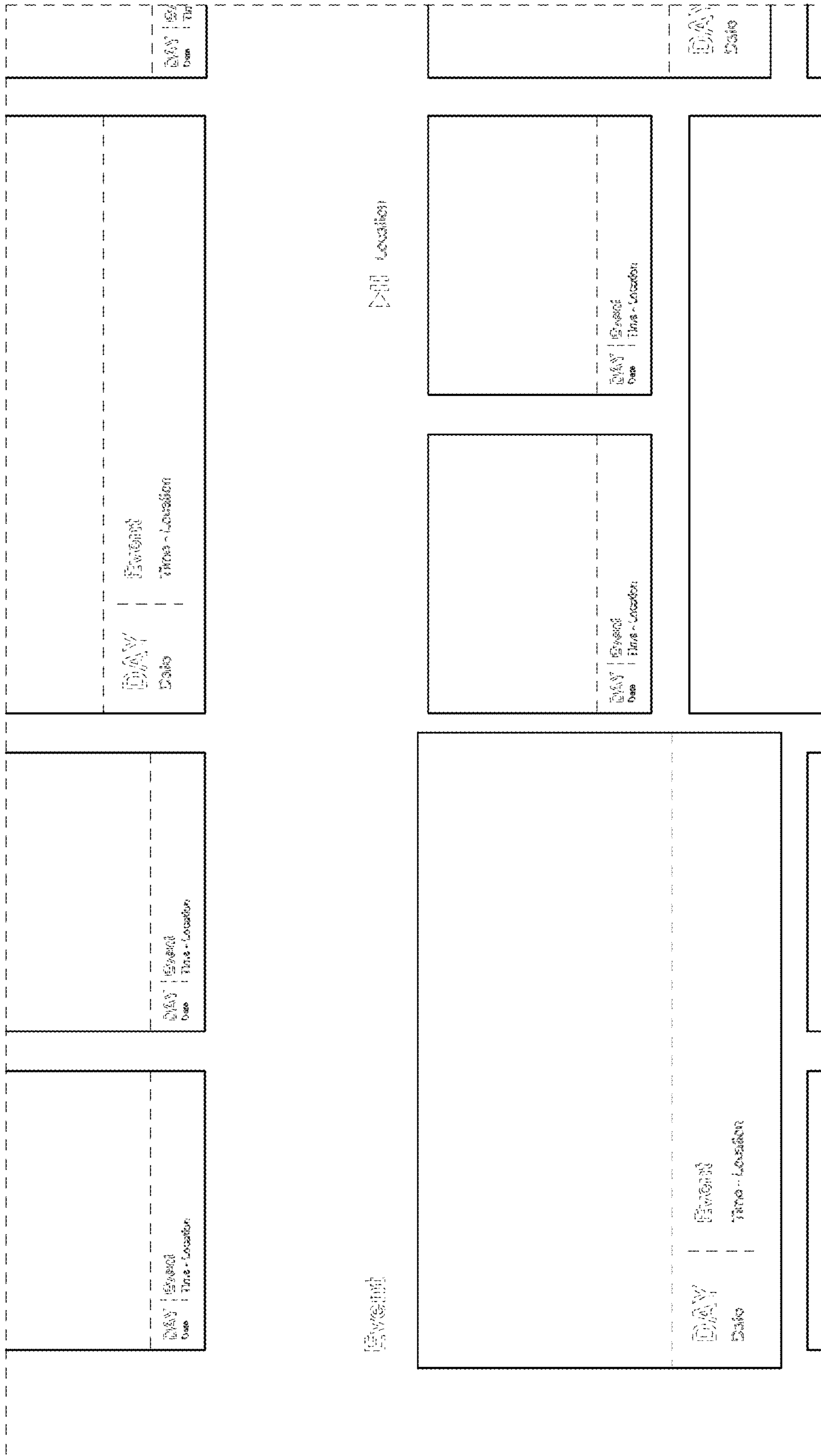


FIG. 8

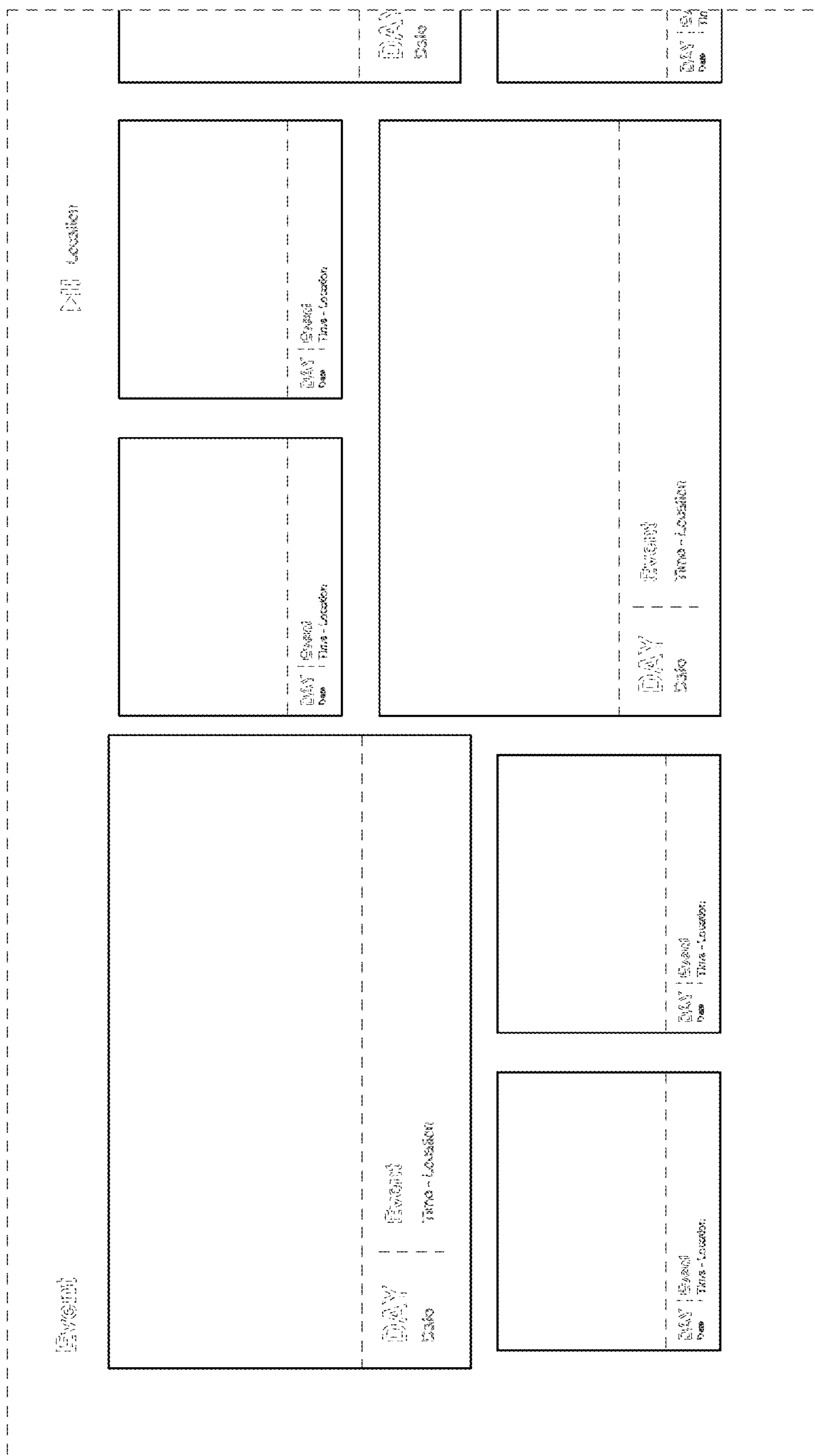


FIG. 9

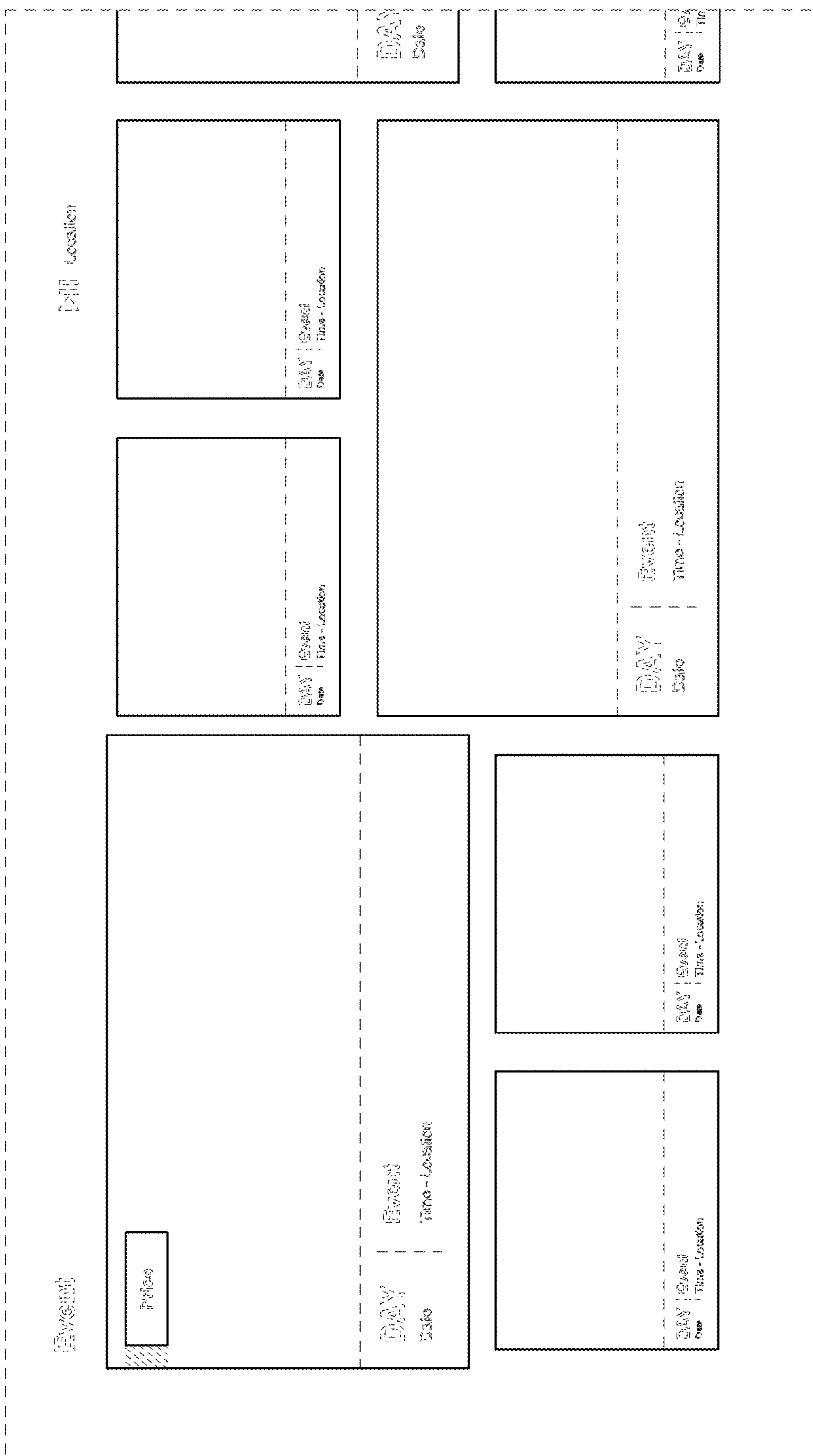


FIG. 10




FIG. 11




FIG. 12

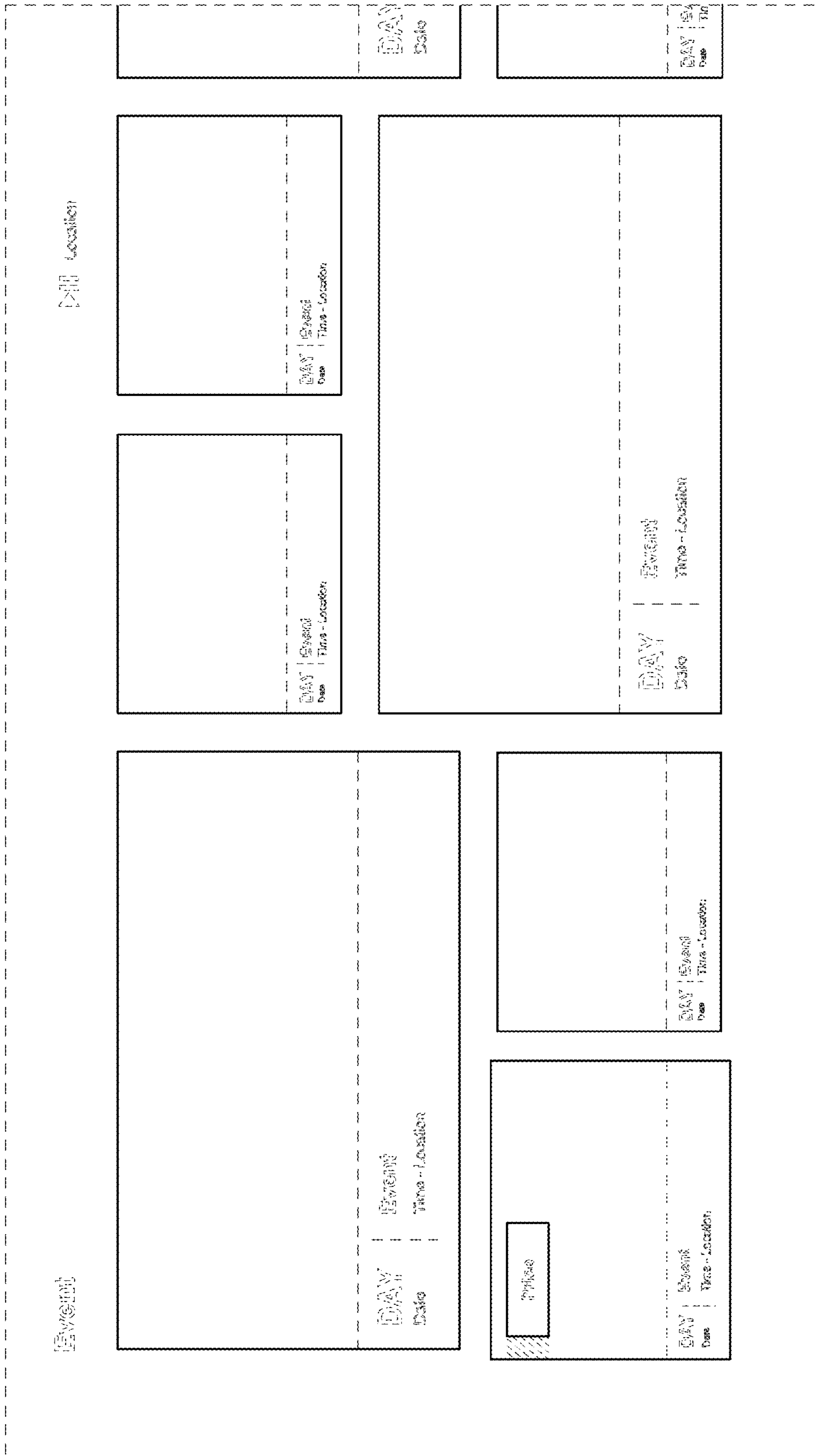


FIG. 13

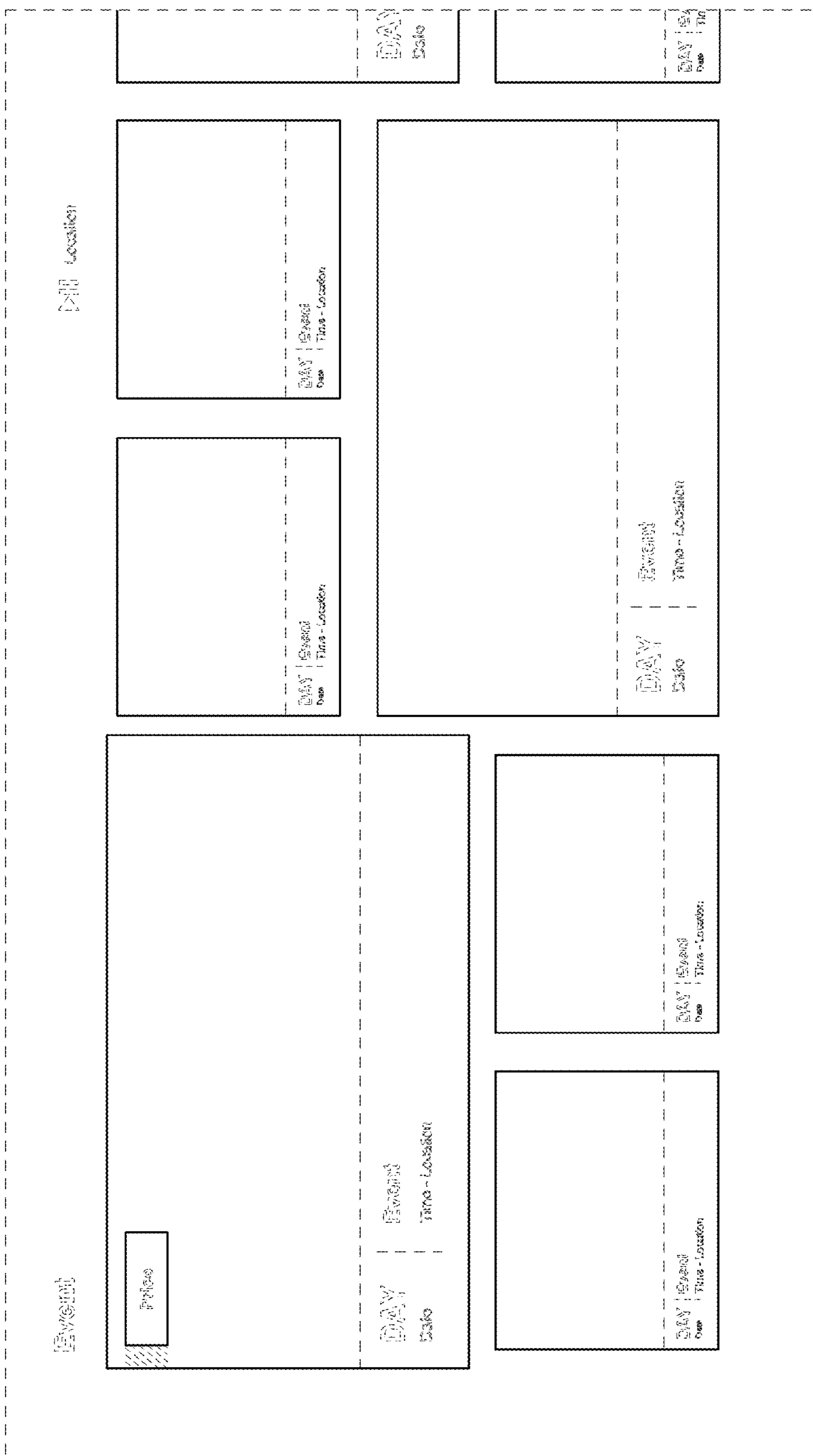


FIG. 14

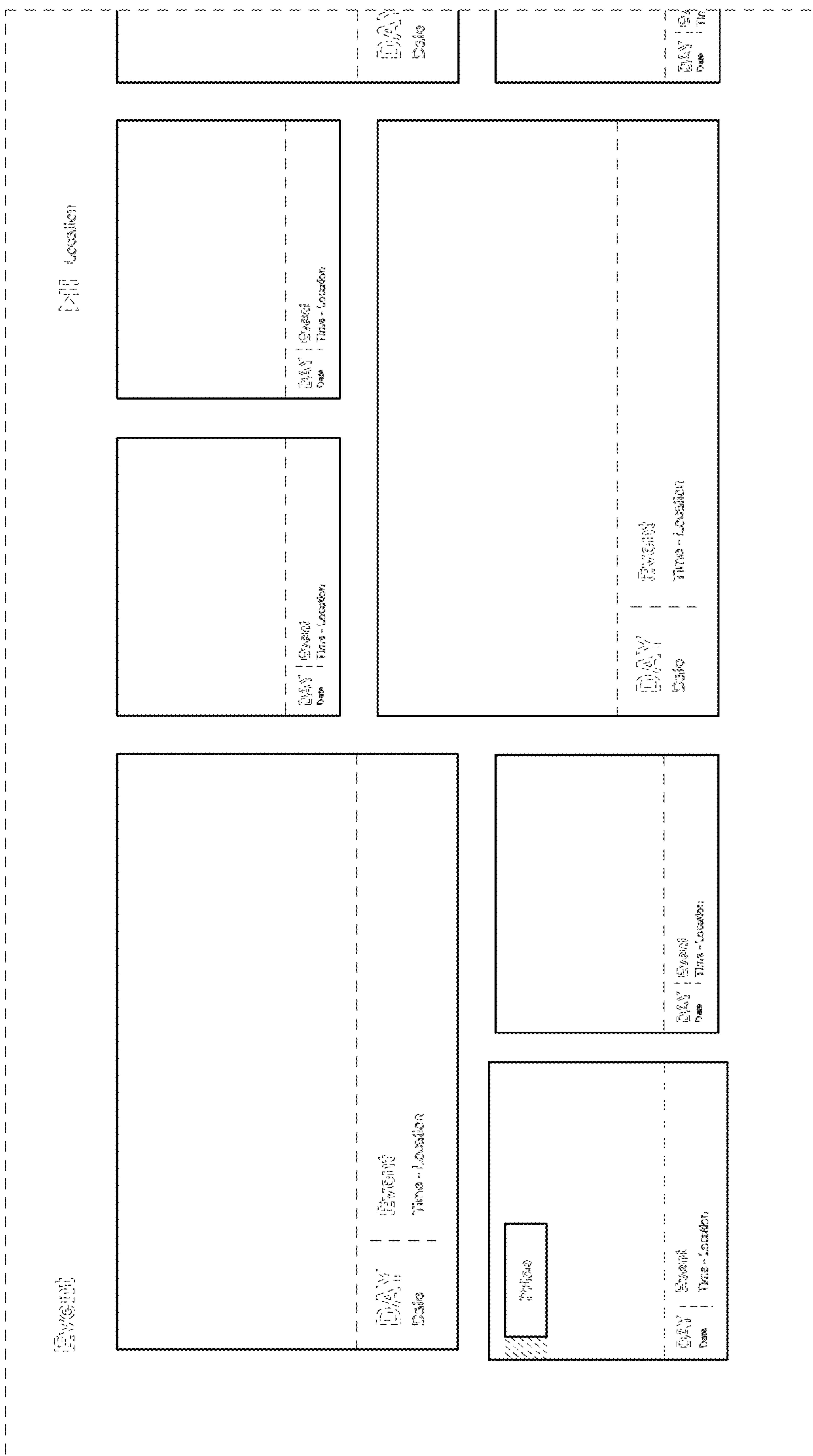


FIG. 15

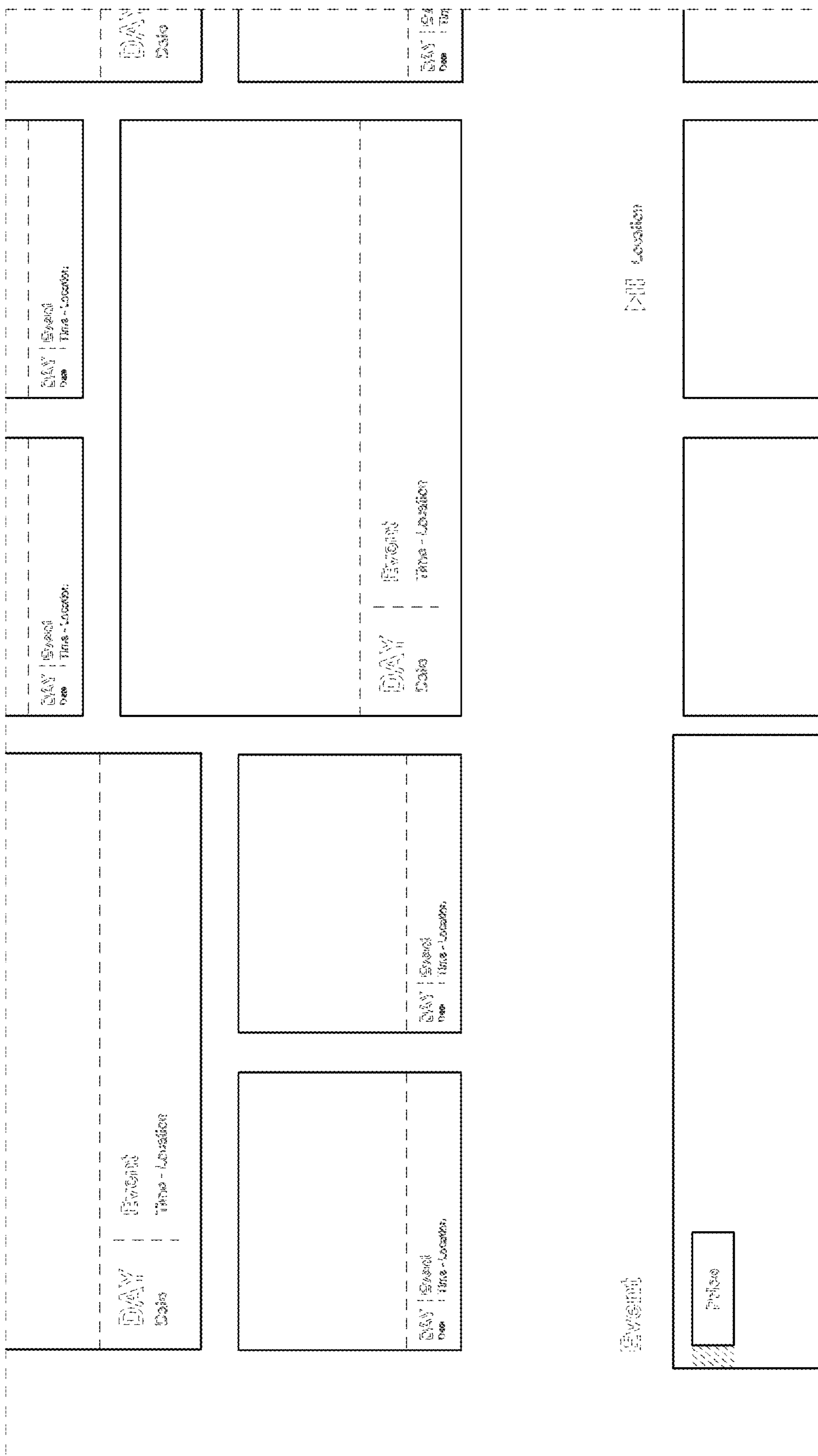


FIG. 16

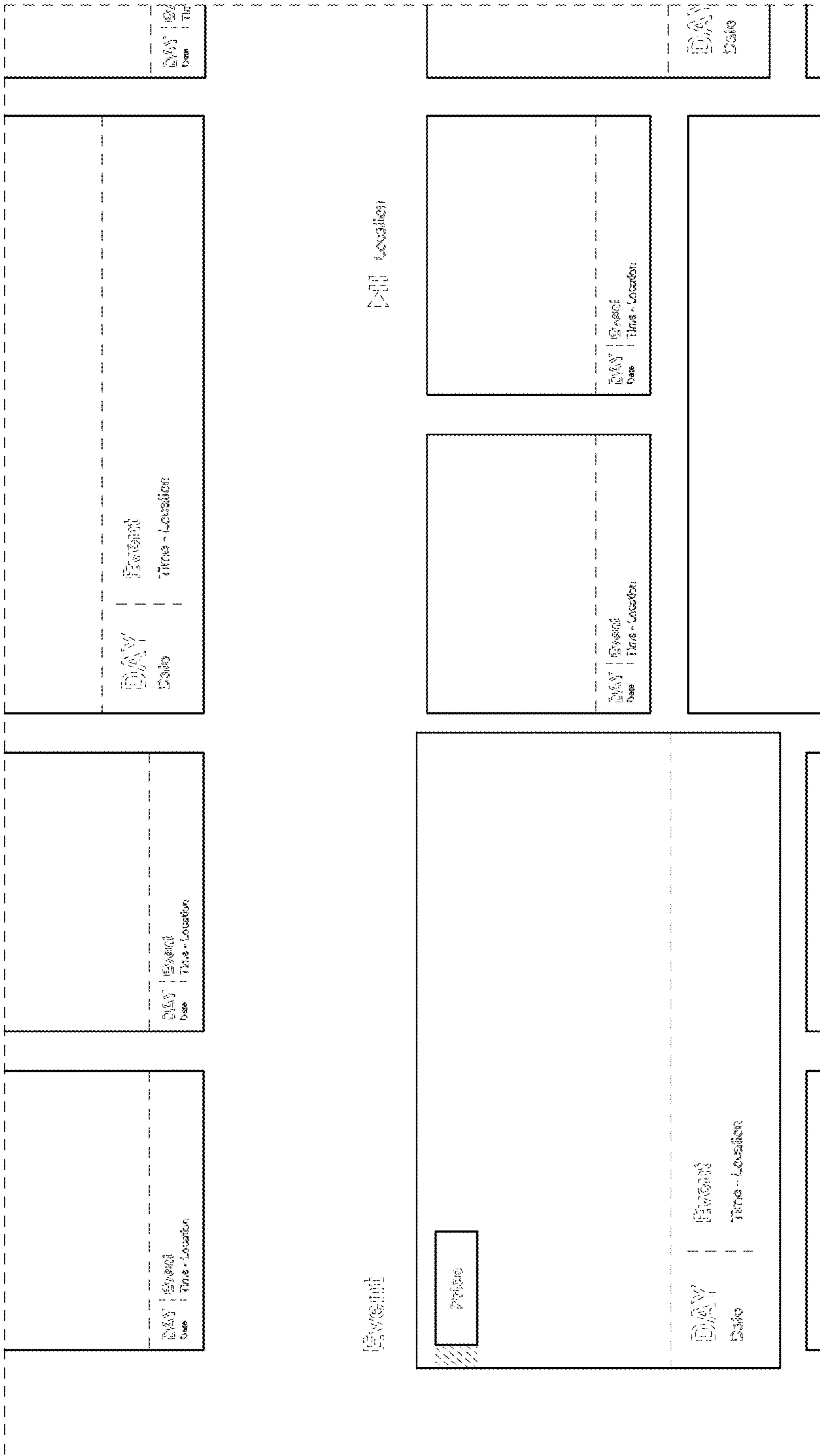


FIG. 17

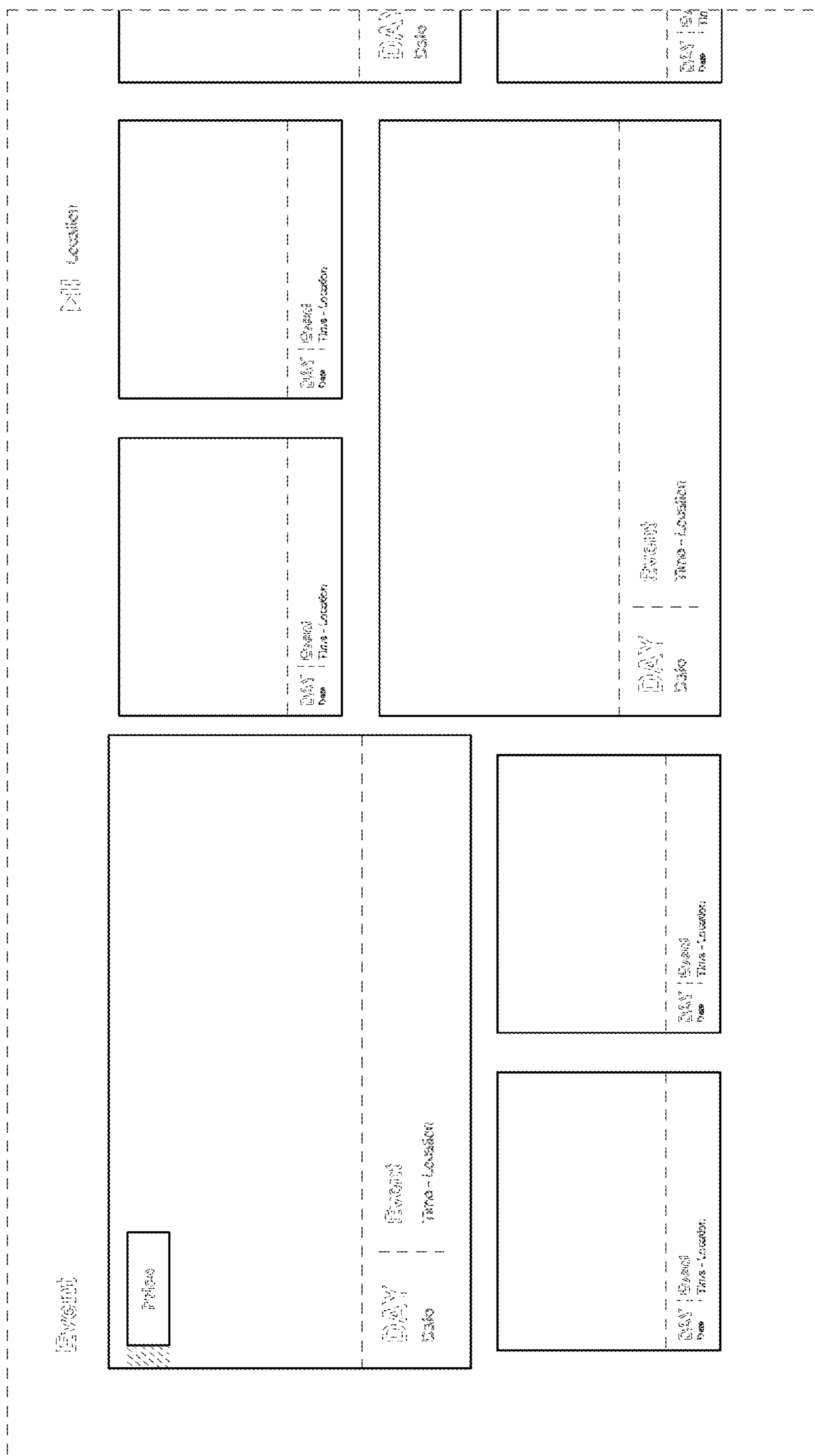


FIG. 18