



US00D875777S

(12) **United States Design Patent** (10) **Patent No.:** **US D875,777 S**
Soli et al. (45) **Date of Patent:** **** Feb. 18, 2020**

(54) **ELECTRONIC DEVICE WITH ANIMATED GRAPHICAL USER INTERFACE**

(71) Applicant: **Apple Inc.**, Cupertino, CA (US)

(72) Inventors: **Christopher Daryl Soli**, Mountain View, CA (US); **Daamun Mohseni**, San Jose, CA (US)

(73) Assignee: **Apple Inc.**, Cupertino, CA (US)

(**) Term: **15 Years**

(21) Appl. No.: **29/649,119**

(22) Filed: **May 25, 2018**

(51) **LOC (12) Cl.** **14-04**

(52) **U.S. Cl.**

USPC **D14/488**

(58) **Field of Classification Search**

USPC D14/485-495; D20/11; D21/324, 325

(Continued)

(56) **References Cited**

U.S. PATENT DOCUMENTS

D574,844 S * 8/2008 Gusmorino D14/492

D595,312 S * 6/2009 Nijima D14/492

(Continued)

OTHER PUBLICATIONS

“Search heart love icon in flat style with long shadow, vector isolated symbol isolated on pink background” May 3, 2017, posted at shutterstock.com, [site visited Nov. 14, 2019]. <https://www.shutterstock.com/image-vector/search-heart-love-icon-flat-style-552343078> (Year: 2017).*

(Continued)

Primary Examiner — Jack Reickel

Assistant Examiner — John M Otte

(74) *Attorney, Agent, or Firm* — Sterne, Kessler, Goldstein & Fox P.L.L.C.

(57) **CLAIM**

The ornamental design for an electronic device with animated graphical user interface, as shown and described.

DESCRIPTION

The file of this patent contains at least one drawing/photograph executed in color. Copies of this patent with color drawing(s)/photograph(s) will be provided by the Office upon request and payment of the necessary fee.

FIG. 1 is a front view of an electronic device with animated graphical user interface showing a first image of the claimed design;

FIG. 2 is a second image thereof;

FIG. 3 is a third image thereof;

FIG. 4 is a front view of another embodiment an electronic device with animated graphical user interface showing a first image of the claimed design;

FIG. 5 is a second image thereof;

FIG. 6 is a third image thereof;

FIG. 7 shows the design of FIG. 1 applied to another electronic device.

FIG. 8 shows the design of FIG. 2 applied to another electronic device;

FIG. 9 shows the design of FIG. 3 applied to another electronic device;

FIG. 10 shows the design of FIG. 4 applied to another electronic device;

FIG. 11 shows the design of FIG. 5 applied to another electronic device; and,


FIG. 12 shows the design of FIG. 6 applied to another electronic device.

The broken lines in the figures show an electronic device having a display screen, and form no part of the claimed design.

The appearance of the animated image sequentially transitions between the images shown in FIGS. 1-3 and FIGS. 4-6.

The process or period in which one image transitions to another forms no part of the claimed design.

1 Claim, 12 Drawing Sheets
(6 of 12 Drawing Sheet(s) Filed in Color)



(58) **Field of Classification Search**

CPC G06F 3/048; G06F 3/0481; G06F 3/04817;
 G06F 3/0482; G06F 3/0483; G06F
 3/04842; G06F 3/0485; G06F 3/04855;
 G06F 3/0486; G06F 3/0488; G06F
 3/04886; G06F 9/4443; G06F 17/211;
 G06F 17/212; G06F 19/3468

See application file for complete search history.

(56) **References Cited**

U.S. PATENT DOCUMENTS

D595,732 S	7/2009	Chaudhri et al.	
D616,897 S	6/2010	Chaudhri et al.	
D649,159 S *	11/2011	Viggers	D14/492
D664,984 S *	8/2012	Lee	D14/488
D671,142 S *	11/2012	Manlapaz	D14/489
D677,326 S *	3/2013	Gleasant	D18/27
D686,239 S	7/2013	Lemay	
D694,778 S *	12/2013	Gyllensward	D14/489
D705,257 S *	5/2014	Gerssen	D14/491
D728,612 S	5/2015	Frick et al.	
D733,753 S *	7/2015	Kim	D14/492
9,136,939 B2 *	9/2015	Galley	G06F 19/3468
D742,414 S *	11/2015	Brunner	D14/492
D757,105 S *	5/2016	Park	D14/490
D757,747 S *	5/2016	Butcher	D14/485
D763,874 S *	8/2016	Boix Sagarra	D14/485
D771,702 S *	11/2016	Ostrowski	D14/488

D774,546 S *	12/2016	Tursi	D14/493
D783,664 S *	4/2017	Butcher	D14/486
9,626,069 B2 *	4/2017	Voorhees	G06F 3/0481
D788,806 S	6/2017	Anzures et al.	
D791,818 S *	7/2017	Sun	D14/488
D798,900 S	10/2017	Wan et al.	
D819,688 S	6/2018	Foss et al.	
D822,062 S *	7/2018	Maibach	D14/492
D824,421 S *	7/2018	Williams	D14/492
D840,432 S *	2/2019	Haverstock	D14/492
D849,053 S *	5/2019	Niven	D14/492
D857,743 S *	8/2019	Germanakos	D14/490
2007/0016872 A1 *	1/2007	Cummins	G06F 3/0486 715/769
2010/0235736 A1 *	9/2010	Fleisher	G06F 3/0481 715/702

OTHER PUBLICATIONS

“Payroll Direct Magnifying Glass One2Health Heart PNG” Feb. 22, 2017, posted at imgbin.com, [site visited Nov. 14, 2019] . <https://imgbin.com/png/fQYq0Uas/payroll-direct-magnifying-glass-one2health-heart-png> (Year: 2017).*

“Small and Tiny Heart Pattern Gif Images” Jul. 5, 2017, posted at bestanimations.com, [site visited Nov. 14, 2019]. <https://web.archive.org/web/20170705123635/http://bestanimations.com/Signs&Shapes/Hearts/Hearts3.html> (Year: 2017).*

* cited by examiner




FIG. 1




FIG. 2




FIG. 3




FIG. 4




FIG. 5




FIG. 6




FIG. 7




FIG. 8




FIG. 9




FIG. 10




FIG. 11




FIG. 12

UNITED STATES PATENT AND TRADEMARK OFFICE
CERTIFICATE OF CORRECTION

PATENT NO. : D875,777 S
APPLICATION NO. : 29/649119
DATED : February 18, 2020
INVENTOR(S) : Soli et al.

Page 1 of 1

It is certified that error appears in the above-identified patent and that said Letters Patent is hereby corrected as shown below:

On the Title Page

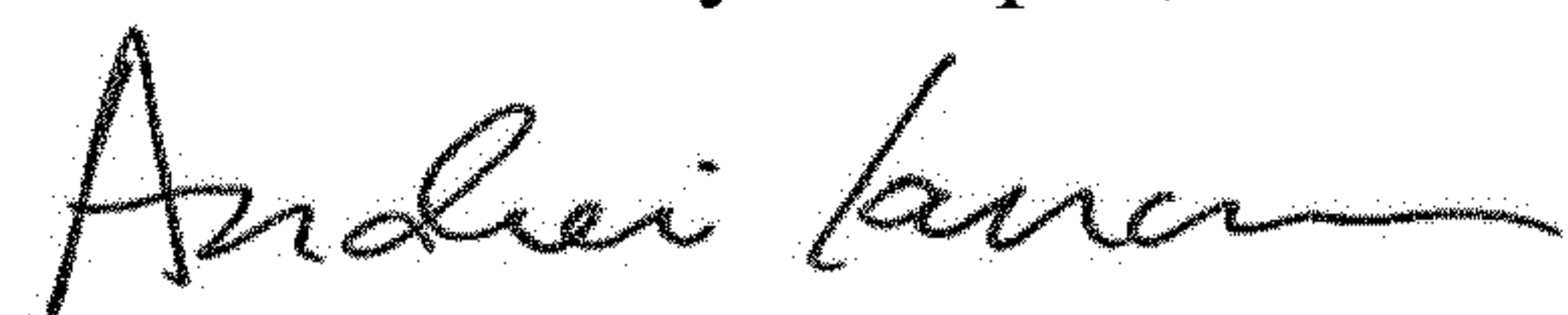
In the "Description" item (57), please replace:

"Figure 4 is a front view of another embodiment an electronic device with animated graphical user interface showing a first image of the claimed design;"

With:

--Figure 4 is a front view of another embodiment of an electronic device with animated graphical user interface showing a first image of the claimed design;--

Signed and Sealed this
Seventh Day of April, 2020



Andrei Iancu
Director of the United States Patent and Trademark Office