



US00D875761S

(12) **United States Design Patent**
Heffernan et al.

(10) **Patent No.:** **US D875,761 S**
(45) **Date of Patent:** **** Feb. 18, 2020**

(54) **DISPLAY SCREEN OR PORTION THEREOF WITH A GRAPHICAL USER INTERFACE**

(71) Applicant: **CANVA PTY LTD.**, Surry Hills (AU)

(72) Inventors: **Hannah Heffernan**, Darlinghurst (AU);
Cameron Adams, Rozelle (AU);
Melanie Perkins, Surry Hills (AU)

(73) Assignee: **Canva Pty Ltd.** (AU)

(**) Term: **15 Years**

(21) Appl. No.: **29/647,435**

(22) Filed: **May 12, 2018**

(51) **LOC (12) Cl.** **14-04**

(52) **U.S. Cl.**
USPC **D14/486**

(58) **Field of Classification Search**
USPC D14/485, 486, 487, 488
CPC G06F 3/048; G06F 3/0481; G06F 3/04812;
G06F 3/04817; G06F 3/0482; G06F
3/0484; G06F 3/0485; G06F 3/0487;
G06F 3/0488; G06F 3/04883; G06F
3/04886; G06F 3/0489

See application file for complete search history.

(56) **References Cited**

U.S. PATENT DOCUMENTS

D582,924 S * 12/2008 Blankenship D14/485
7,956,847 B2 * 6/2011 Christie G06F 3/044
345/173
8,009,179 B2 * 8/2011 Araki G06F 3/048
345/660
D691,160 S * 10/2013 Schupp D14/486
D735,748 S * 8/2015 Francisco D14/487
D737,841 S * 9/2015 Francisco D14/487
D744,519 S * 12/2015 Tursi D14/487
D745,016 S * 12/2015 Lee D14/485

D752,078 S * 3/2016 Guesnon, Jr. D14/486
D766,957 S * 9/2016 Giardini D14/486
D773,519 S * 12/2016 Hurley D14/487
D791,153 S * 7/2017 Rice D14/486
D791,164 S * 7/2017 Rice D14/487
D801,355 S * 10/2017 Hoang D14/486
D804,512 S * 12/2017 Zhong D14/487
9,910,557 B2 * 3/2018 Smith G06F 3/04812
D816,091 S * 4/2018 Gaur D14/485
D816,687 S * 5/2018 Spitzer-Cohn D14/485
D824,413 S * 7/2018 Hurst D14/486
D824,937 S * 8/2018 Sparandara G06F 19/00
D14/486
D824,942 S * 8/2018 Cooperman D14/486
D825,589 S * 8/2018 Sparandara G06Q 50/24
D14/486
D828,374 S * 9/2018 Kolbenheyer D14/486
D829,234 S * 9/2018 Yuguchi D14/486

(Continued)

Primary Examiner — Melanie H Tung

(74) *Attorney, Agent, or Firm* — McDonnell Boehnen
Hulbert & Berghoff LLP

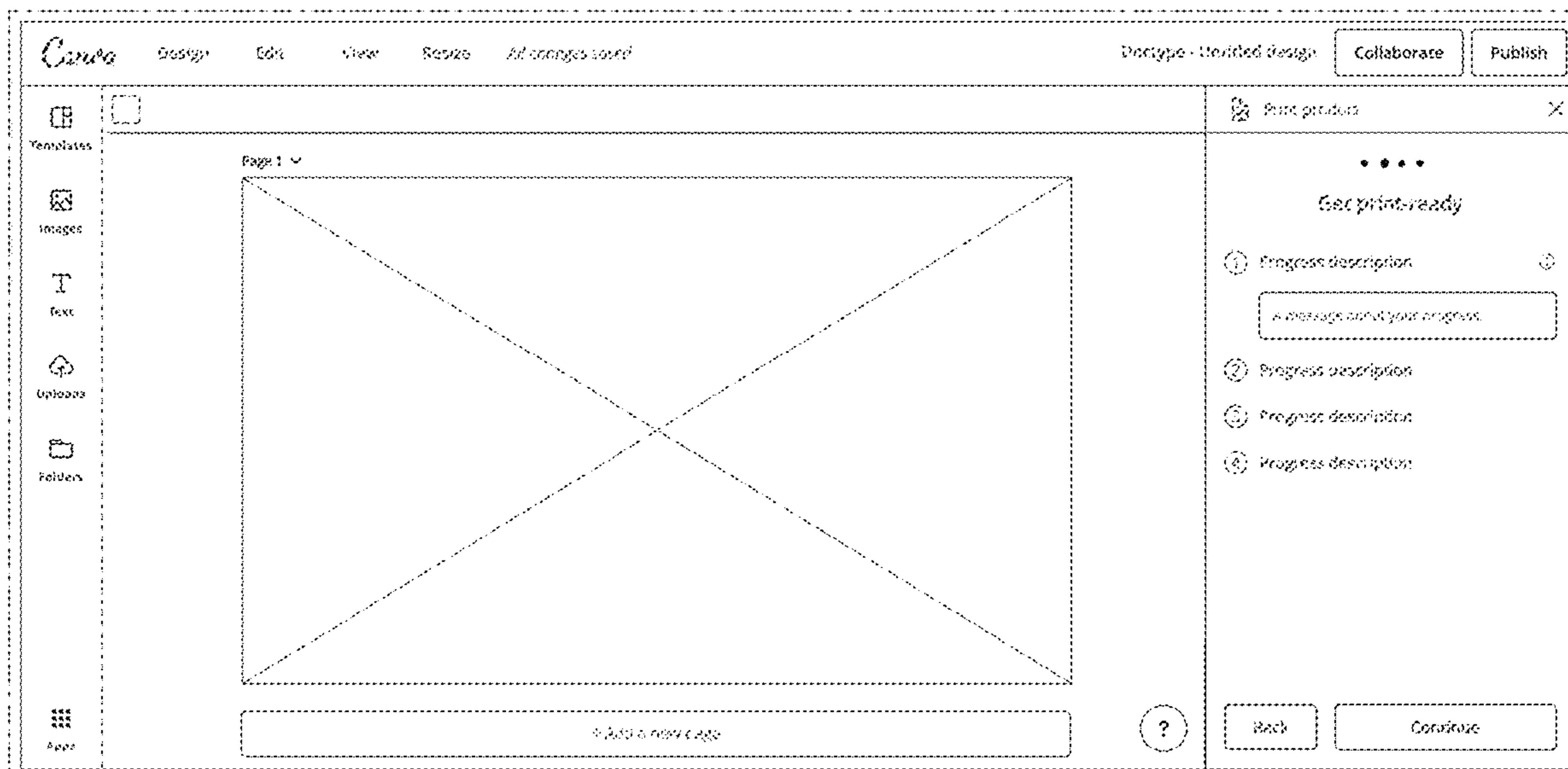
(57) **CLAIM**

The ornamental design for a display screen or portion thereof with a graphical user interface, as shown and described.

DESCRIPTION

FIG. 1 is a front view of a display screen or portion thereof with a graphical user interface;
FIG. 2 is a front view of a second embodiment thereof;
FIG. 3 is a front view of a third embodiment thereof;
FIG. 4 is a front view of a fourth embodiment thereof; and,
FIG. 5 is a front view of a fifth embodiment thereof.
The outermost broken lines illustrate a display screen or portion thereof and form no part of the claimed design. The remaining broken lines, illustrating portions of the graphical user interface, form no part of the claimed design.

1 Claim, 5 Drawing Sheets



(56)

References Cited

U.S. PATENT DOCUMENTS

2008/0005692 A1* 1/2008 Hoblit G06F 3/048
715/781
2008/0168361 A1* 7/2008 Forstall G06F 3/0488
715/753
2014/0157204 A1* 6/2014 Roberts H04L 67/10
715/841
2016/0011725 A1* 1/2016 D'Argenio G06F 3/04883
715/825
2017/0148200 A1* 5/2017 Shoulson G06T 13/40
2018/0067631 A1* 3/2018 Thiercelin G06F 3/04845

* cited by examiner

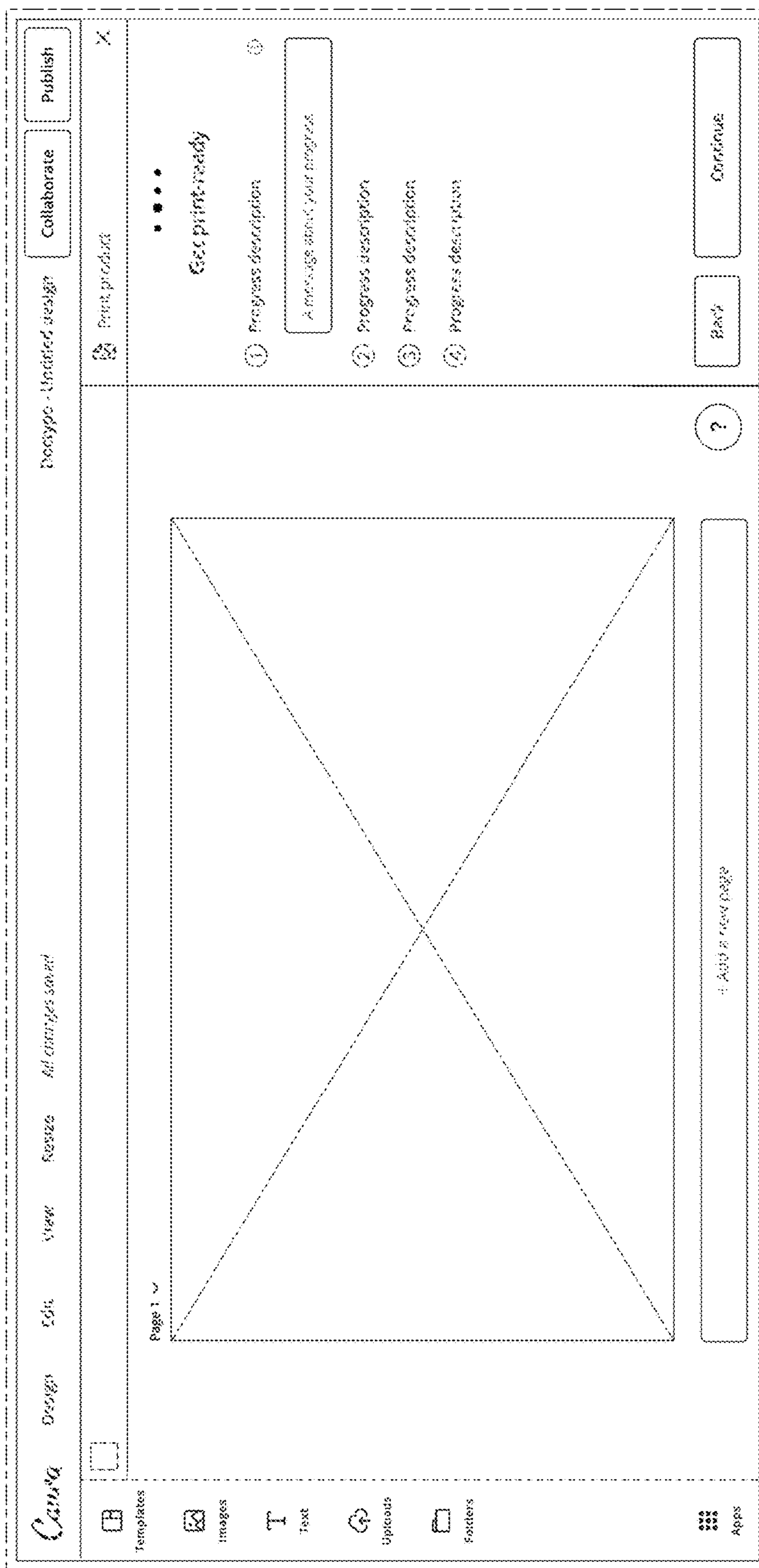


FIG. 1

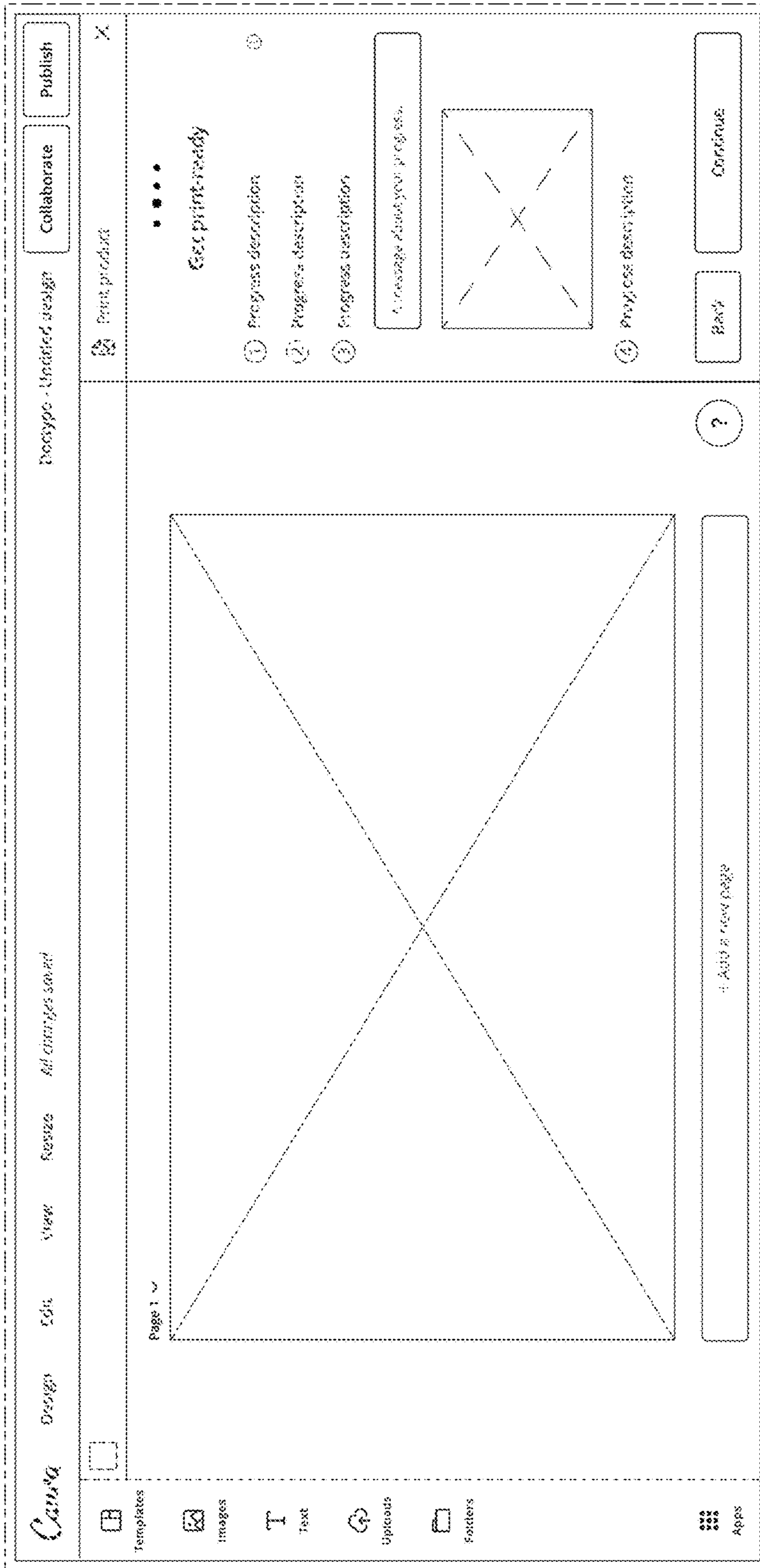


FIG. 2

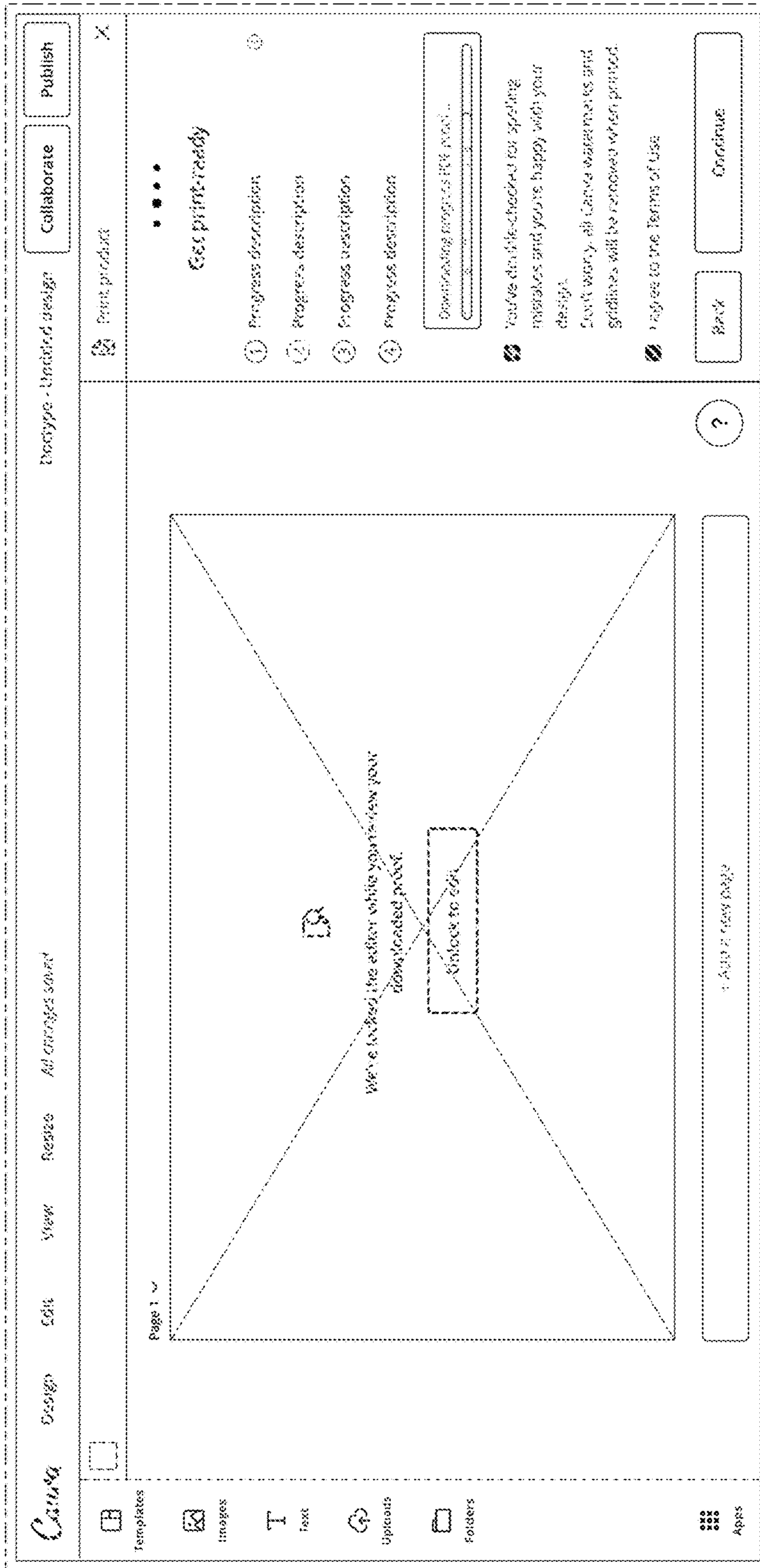


FIG. 3

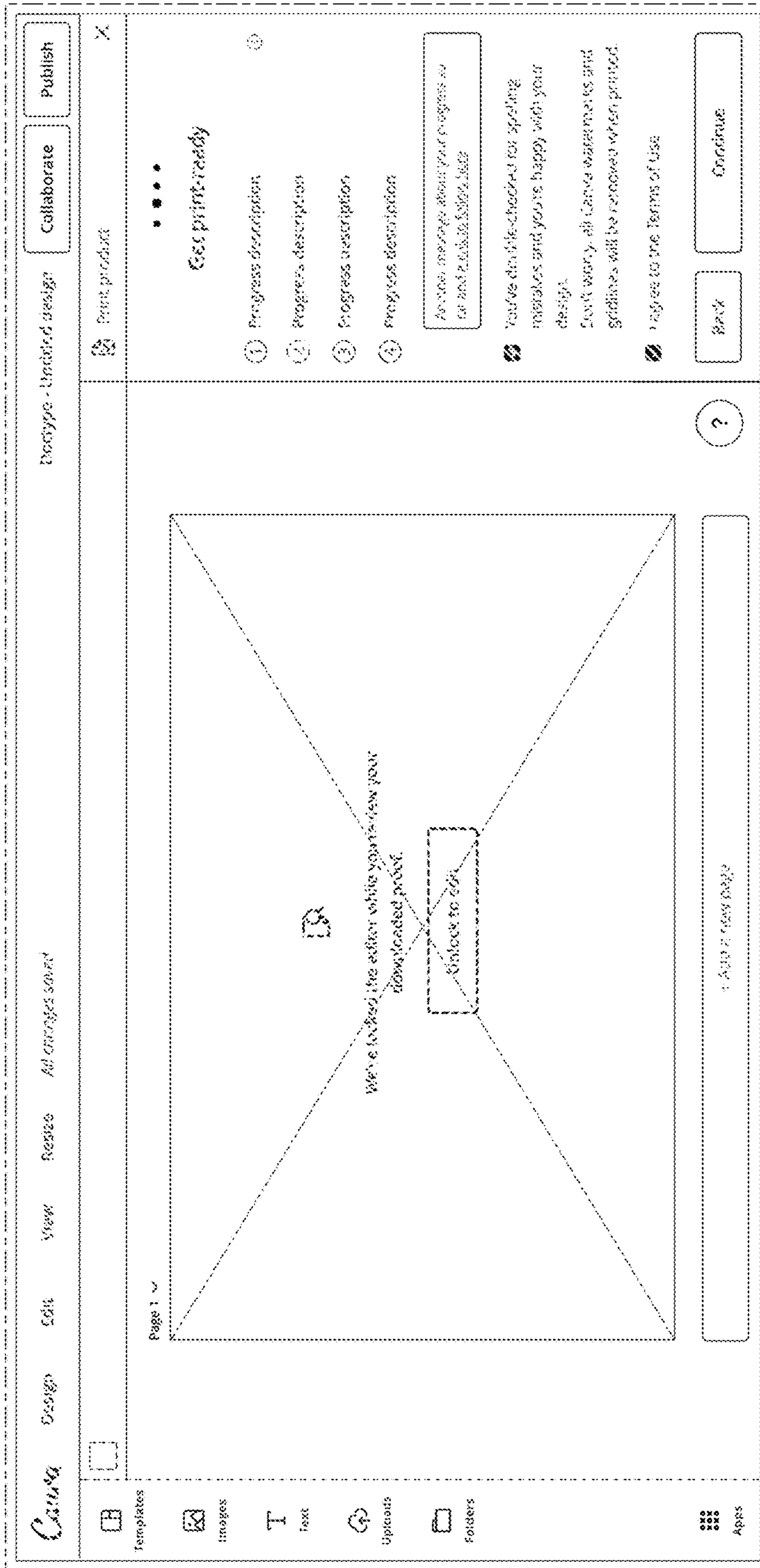


FIG. 4

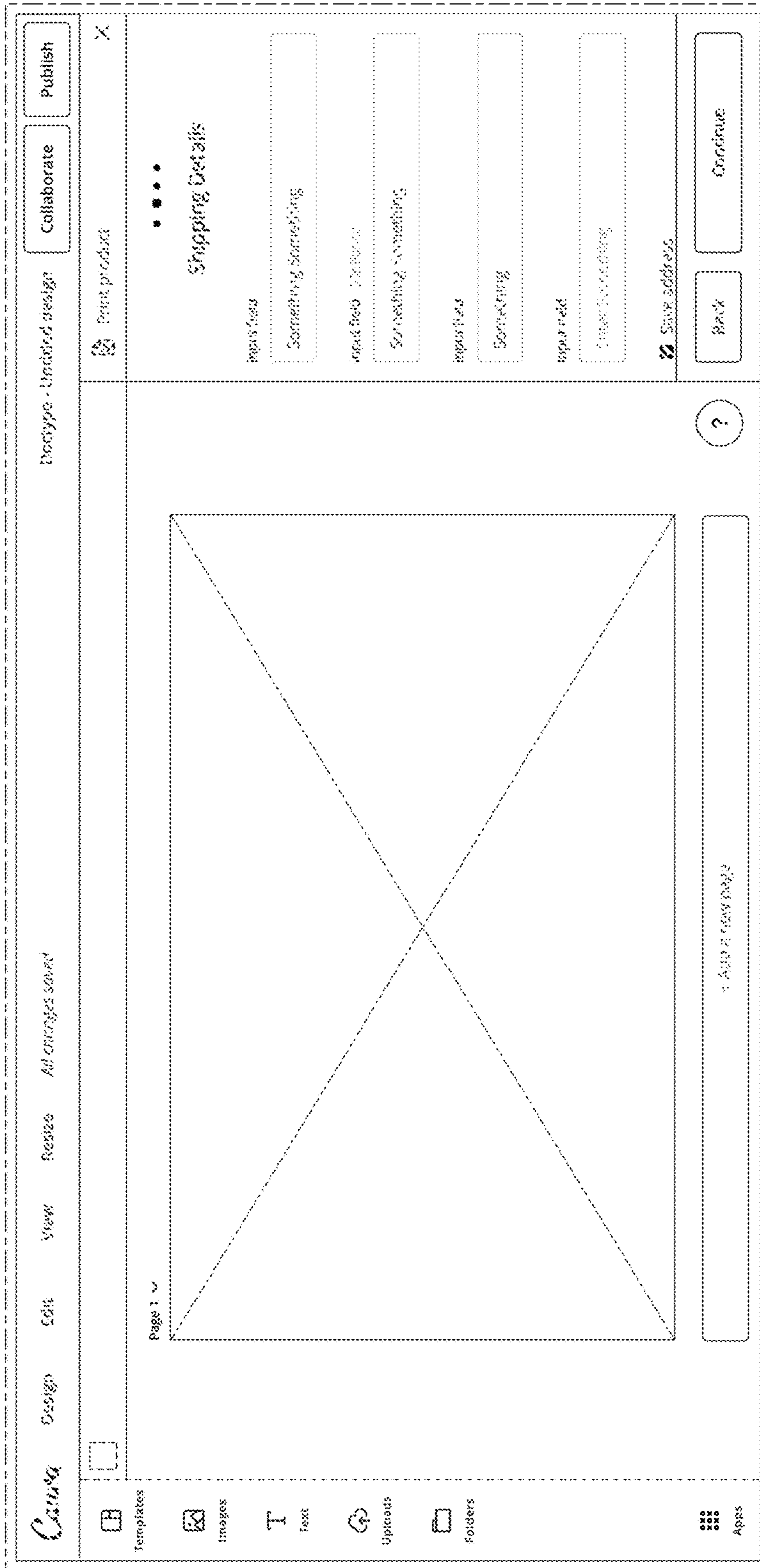


FIG. 5