



US00D875760S

(12) **United States Design Patent**
Hardy et al.

(10) **Patent No.:** **US D875,760 S**

(45) **Date of Patent:** **** Feb. 18, 2020**

(54) **DISPLAY SCREEN OR PORTION THEREOF WITH A GRAPHICAL USER INTERFACE**

(71) Applicant: **CANVA PTY LTD.,** Surry Hills (AU)

(72) Inventors: **Matthew Hardy,** Surry Hills (AU);
Cameron Adams, Rozelle (AU);
Melanie Perkins, Surry Hills (AU)

(73) Assignee: **Canva Pty Ltd.,** Sydney (AU)

(**) Term: **15 Years**

(21) Appl. No.: **29/647,433**

(22) Filed: **May 12, 2018**

(51) **LOC (12) Cl.** **14-04**

(52) **U.S. Cl.**
USPC **D14/486**

(58) **Field of Classification Search**
USPC D14/485, 486, 487, 488
CPC G06F 3/048; G06F 3/0481; G06F 3/04812;
G06F 3/04817; G06F 3/0482; G06F
3/0484; G06F 3/0485; G06F 3/0487;
G06F 3/0488; G06F 3/04883; G06F
3/04886; G06F 3/0489
See application file for complete search history.

(56) **References Cited**

U.S. PATENT DOCUMENTS

- 8,009,179 B2 * 8/2011 Araki G06F 3/048
345/660
- D691,160 S * 10/2013 Schupp D14/486
- 8,732,611 B2 * 5/2014 Bull G06F 3/048
715/810
- D723,044 S * 2/2015 Park D14/485
- D735,748 S * 8/2015 Francisco D14/487
- D737,841 S * 9/2015 Francisco D14/487
- D744,496 S * 12/2015 Seo D14/485
- D744,519 S * 12/2015 Tursi D14/487

- D752,078 S * 3/2016 Guesnon, Jr. D14/486
- D758,388 S * 6/2016 Zankowski D14/485
- D773,519 S * 12/2016 Hurley D14/487
- D791,153 S * 7/2017 Rice D14/486
- D791,164 S * 7/2017 Rice D14/487
- D801,355 S * 10/2017 Hoang D14/486
- D804,512 S * 12/2017 Zhong D14/487
- 9,910,557 B2 * 3/2018 Smith G06F 3/04812
- D815,109 S * 4/2018 Weaver D14/485
- D816,687 S * 5/2018 Spitzer-Cohn D14/485
- D818,477 S * 5/2018 Hoffman D14/486
- D824,413 S * 7/2018 Hurst D14/486
- D824,937 S * 8/2018 Sparandara G06F 19/00
D14/486
- D824,942 S * 8/2018 Cooperman D14/486

(Continued)

Primary Examiner — Melanie H Tung

(74) *Attorney, Agent, or Firm* — McDonnell Boehnen
Hulbert & Berghoff LLP

(57) **CLAIM**

The ornamental design for a display screen or portion thereof with a graphical user interface, as shown and described.

DESCRIPTION

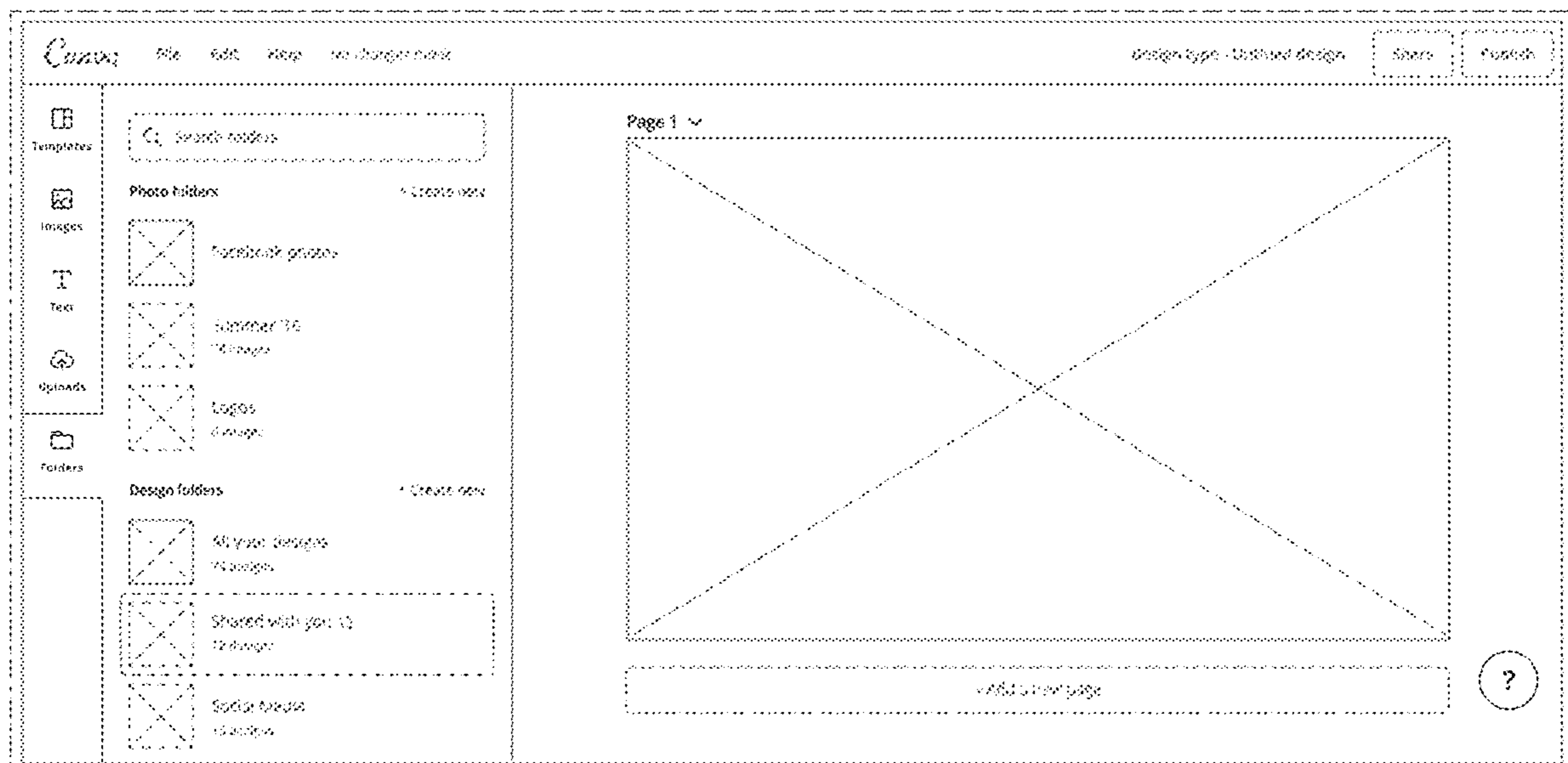
FIG. 1 is a front view of a display screen or portion thereof with a graphical user interface in accordance with a first embodiment;

FIG. 2 is a front view of a display screen or portion thereof with a graphical user interface in accordance with a second embodiment; and,

FIG. 3 is a front view of a display screen or portion thereof with a graphical user interface in accordance with a third embodiment.

The outermost broken lines illustrate a display screen or portion thereof and form no part of the claimed design. The remaining broken lines, illustrating portions of the graphical user interface, form no part of the claimed design.

1 Claim, 3 Drawing Sheets



(56)

References Cited

U.S. PATENT DOCUMENTS

D825,589 S * 8/2018 Sparandara G06Q 50/24
D14/486
D825,592 S * 8/2018 Oguchi D14/486
D825,594 S * 8/2018 Wu D14/486
D826,253 S * 8/2018 Suter D14/486
D828,374 S * 9/2018 Kolbenheyer D14/486
2013/0106915 A1* 5/2013 Lee G06F 3/0486
345/672
2014/0354531 A1* 12/2014 Foreman G06F 3/0481
345/156
2015/0277753 A1* 10/2015 Howard G06F 3/0482
715/815
2015/0302889 A1* 10/2015 Chung G11B 27/034
715/723
2017/0148200 A1* 5/2017 Shoulson G06T 13/40

* cited by examiner

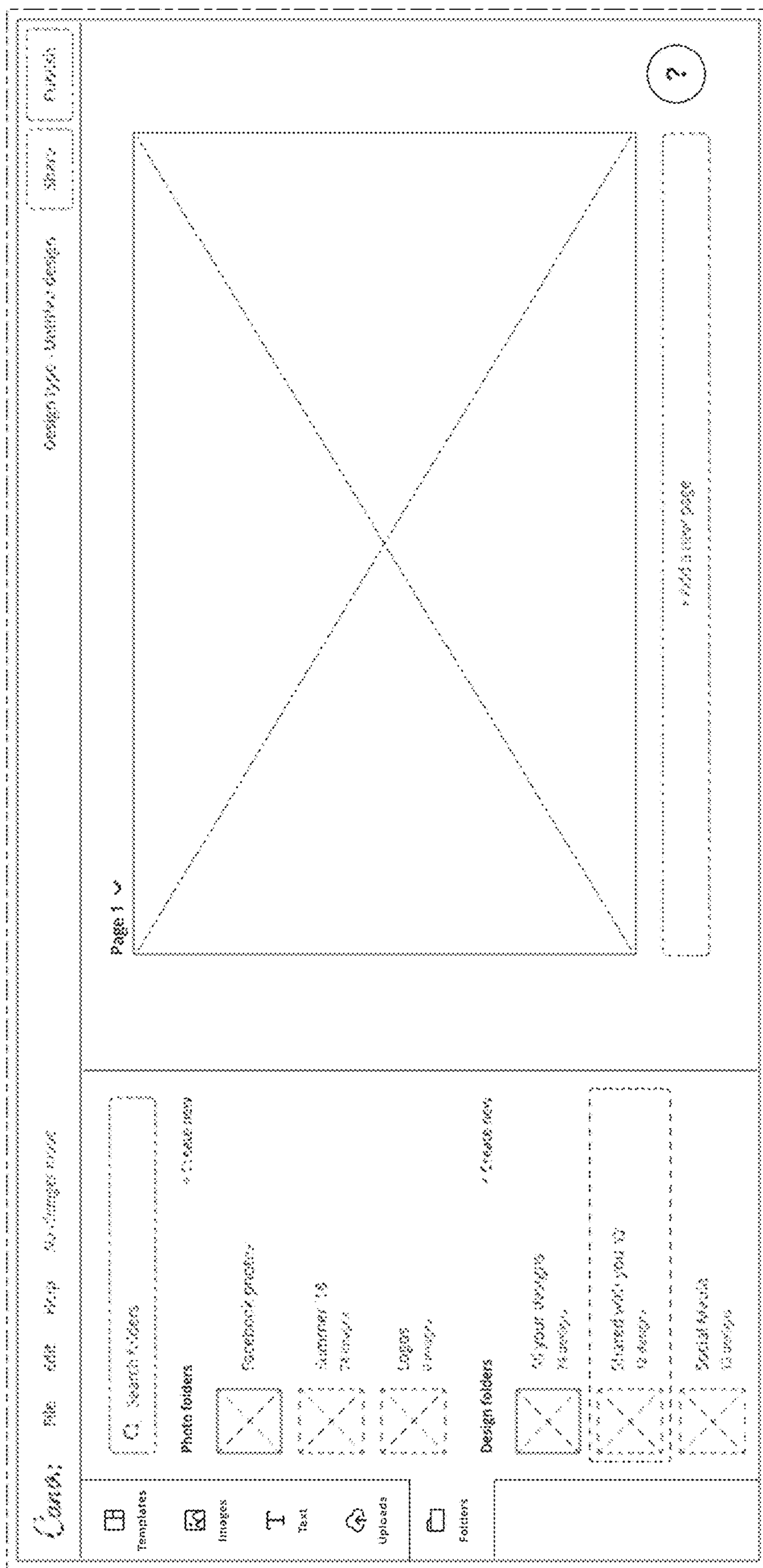


FIG. 1

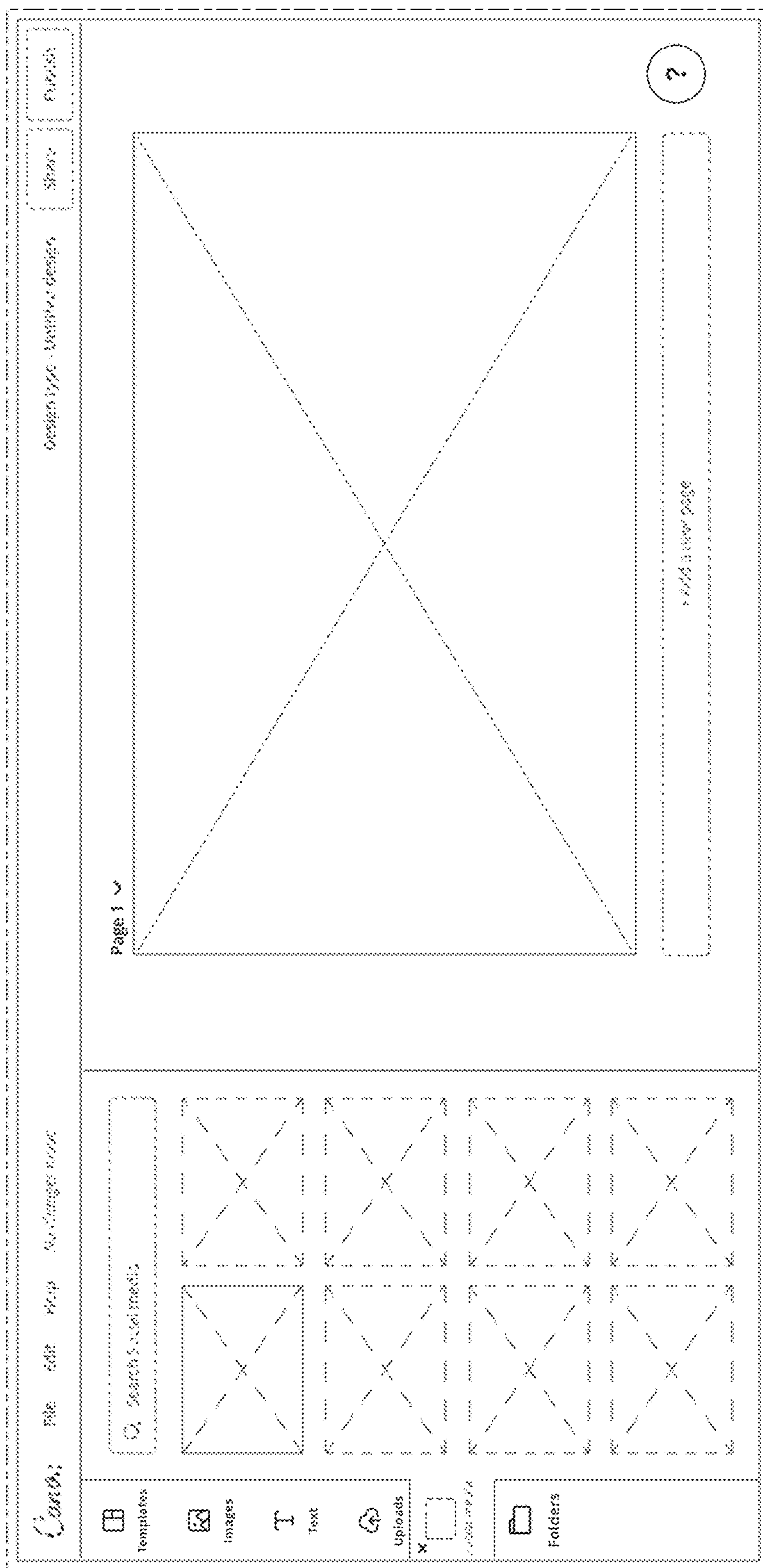


FIG. 2

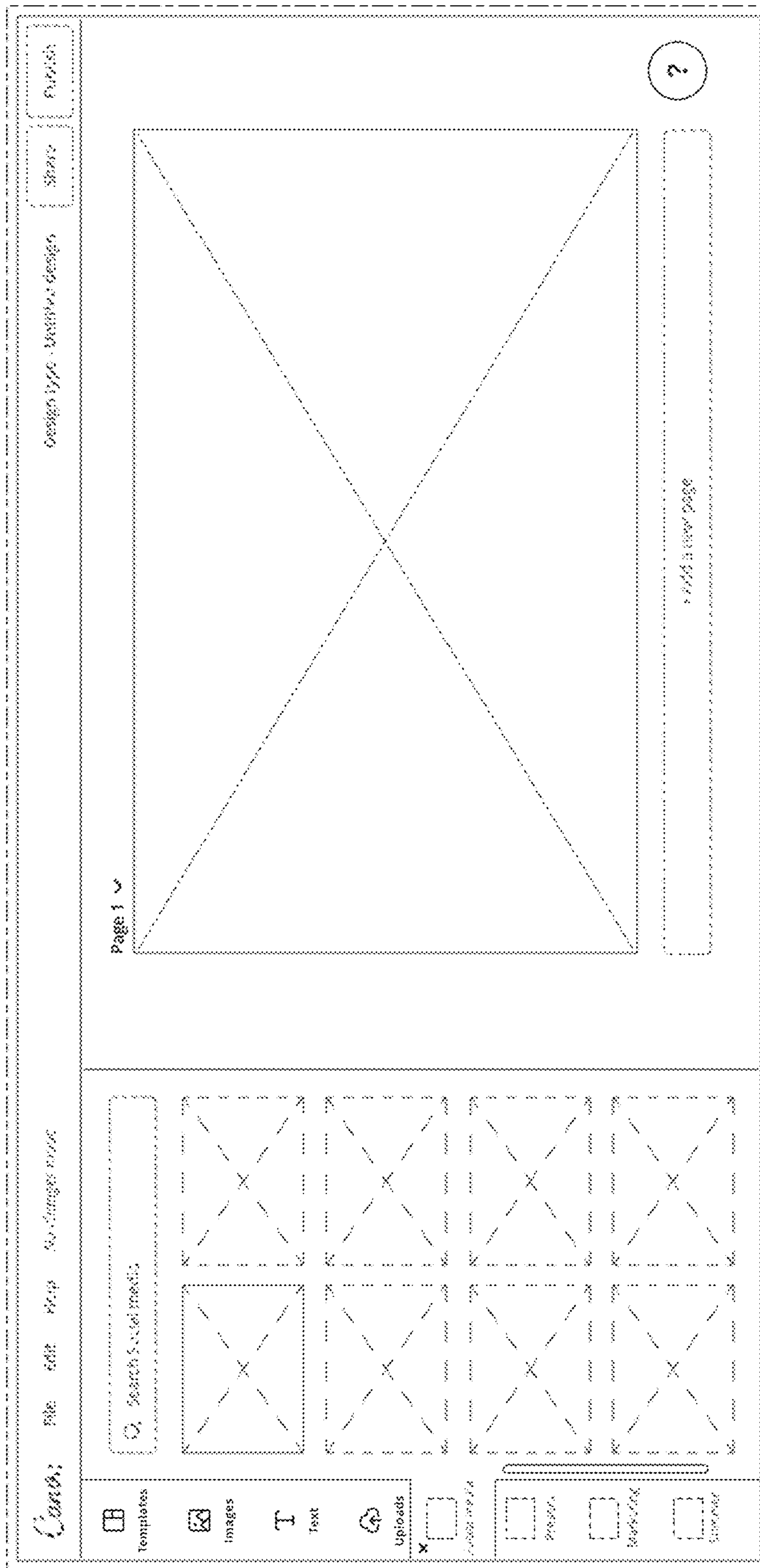


FIG. 3