



US00D875742S

(12) **United States Design Patent** (10) **Patent No.:** **US D875,742 S**  
**Kang et al.** (45) **Date of Patent:** **\*\* Feb. 18, 2020**

(54) **DISPLAY SCREEN OR PORTION THEREOF WITH TRANSITIONAL GRAPHICAL USER INTERFACE**

(71) Applicant: **SAMSUNG ELECTRONICS CO., LTD.**, Suwon-si, Gyeonggi-do (KR)

(72) Inventors: **Minji Kang**, Yongin-si (KR); **Jingyu Seo**, Guri-si (KR); **Jihye Kim**, Seoul (KR); **Hyunmin Lee**, Seongnam-si (KR)

(73) Assignee: **SAMSUNG ELECTRONICS CO., LTD.**, Gyeonggi-do (KR)

(\*\*) Term: **15 Years**

(21) Appl. No.: **29/645,605**

(22) Filed: **Apr. 27, 2018**

(30) **Foreign Application Priority Data**

Nov. 22, 2017 (KR) ..... 30-2017-0054533

(51) **LOC (12) Cl.** ..... **14-04**

(52) **U.S. Cl.**  
USPC ..... **D14/485**; D14/489

(58) **Field of Classification Search**  
USPC ..... D14/485-495; D20/11; D21/324, 325

(Continued)

(56) **References Cited**

**U.S. PATENT DOCUMENTS**

8,151,209 B2 \* 4/2012 Law ..... G06F 1/1613  
715/771

D669,497 S 10/2012 Lee et al.  
(Continued)

**FOREIGN PATENT DOCUMENTS**

EM 001392849-0006 11/2013  
EM 001392849-0007 11/2013  
EM 002695320-0003 5/2015

**OTHER PUBLICATIONS**

“Animated Activity Gauge with TeeChart Pro VCL” May 15, 2017, posted at steema.com, [site visited May 31, 2019]. <http://steema.com/wp/blog/2017/05/15/animated-activity-gauge-with-teechart-pro-vcl>.\*

(Continued)

*Primary Examiner* — Jack Reickel

*Assistant Examiner* — John M Otte

(74) *Attorney, Agent, or Firm* — Cantor Colburn LLP

(57) **CLAIM**

The ornamental design for a display screen or portion thereof with transitional graphical user interface, as shown and described.

**DESCRIPTION**

FIG. 1 is a front view of a display screen or portion thereof with transitional graphical user interface showing a first image in a sequence, showing our new design;

FIG. 2 is a front view showing a second image thereof;

FIG. 3 is a front view showing a third image thereof;

FIG. 4 is a front view showing a fourth image thereof;

FIG. 5 is a front view showing a fifth image thereof;

FIG. 6 is a front view showing a sixth image thereof;

FIG. 7 is a front view showing a seventh image thereof;

FIG. 8 is a front view showing an eighth image thereof;

FIG. 9 is a front view showing a ninth image thereof;

FIG. 10 is a front view showing a tenth image thereof;

FIG. 11 is a front view showing an eleventh image thereof;

FIG. 12 is an enlarged view of the claimed portion in the lower left corner of FIG. 1;

FIG. 13 is an enlarged view of the claimed portion in the lower left corner of FIG. 2;

FIG. 14 is an enlarged view of the claimed portion in the lower left corner of FIG. 3;

FIG. 15 is an enlarged view of the claimed portion in the lower left corner of FIG. 4;

FIG. 16 is an enlarged view of the claimed portion in the lower left corner of FIG. 5;

FIG. 17 is an enlarged view of the claimed portion in the lower left corner of FIG. 6;

(Continued)

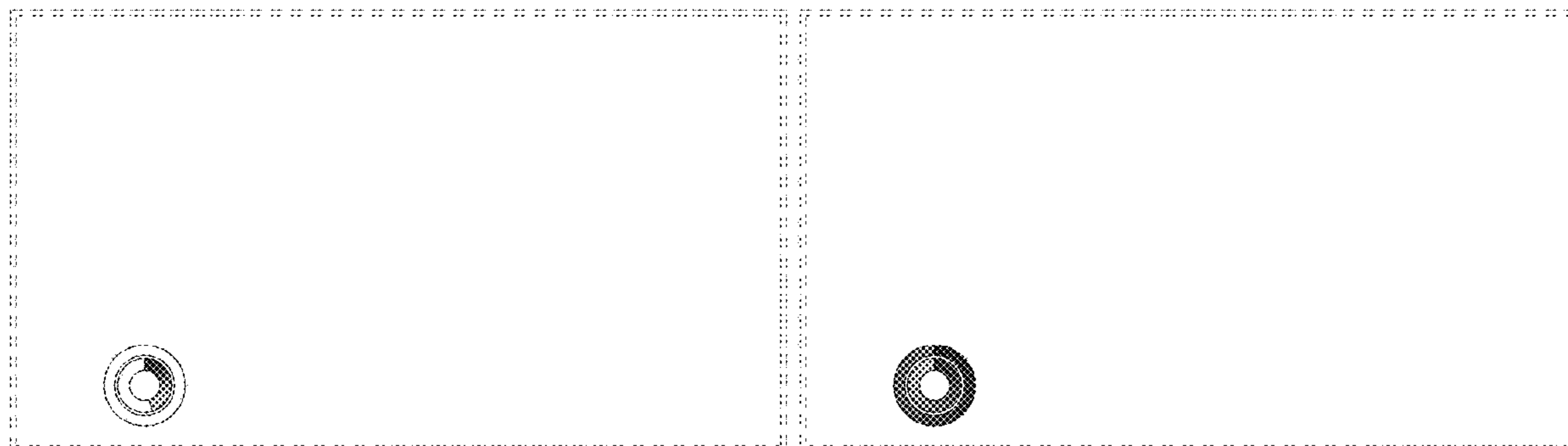


FIG. 18 is an enlarged view of the claimed portion in the lower left corner of FIG. 7;  
 FIG. 19 is an enlarged view of the claimed portion in the lower left corner of FIG. 8;  
 FIG. 20 is an enlarged view of the claimed portion in the lower left corner of FIG. 9;  
 FIG. 21 is an enlarged view of the claimed portion in the lower left corner of FIG. 10; and,  
 FIG. 22 is an enlarged view of the claimed portion in the lower left corner of FIG. 11.  
 The appearance of the transitional image sequentially transitions between the images shown in FIGS. 1-11.  
 The process or period in which one image transitions to another image forms no part of the claimed design.  
 The outermost perimeter illustrated by a pair of dashed broken lines represents the display screen or portion thereof and forms no part of the claimed design.  
 The grayscale shading in FIGS. 1-22 represents a contrast in appearance.

**1 Claim, 17 Drawing Sheets**

**(58) Field of Classification Search**

CPC ..... G06F 1/1613; G06F 3/048; G06F 3/0481;  
 G06F 3/04812; G06F 3/04817; G06F  
 3/0482; G06F 3/0483; G06F 3/04842;  
 G06F 3/0485; G06F 3/04855; G06F  
 3/0486; G06F 3/0488; G06F 3/04886;  
 G06F 9/4443; G06F 17/211; G06F  
 17/212; A61B 5/055

See application file for complete search history.

**(56) References Cited**

**U.S. PATENT DOCUMENTS**

D669,499 S \* 10/2012 Gardner ..... D14/495  
 D684,586 S \* 6/2013 Plesnicher ..... D14/486  
 D698,363 S \* 1/2014 Asai ..... D14/488  
 D716,325 S \* 10/2014 Brudnicki ..... D14/486

D721,724 S \* 1/2015 Horst ..... D14/486  
 D739,872 S \* 9/2015 Bang ..... D14/488  
 D740,301 S 10/2015 Soegiono et al.  
 D741,898 S 10/2015 Soegiono et al.  
 D761,277 S \* 7/2016 Harvell ..... D14/485  
 D761,857 S \* 7/2016 Mariet ..... D14/491  
 D763,910 S \* 8/2016 Drozd ..... D14/485  
 D765,091 S \* 8/2016 Del Lima ..... D14/485  
 D765,718 S \* 9/2016 Vinna ..... D14/488  
 D772,932 S \* 11/2016 Chen ..... D14/489  
 D781,878 S \* 3/2017 Butcher ..... D14/485  
 D794,675 S \* 8/2017 Liu ..... D14/489  
 D800,769 S 10/2017 Hennessy et al.  
 D806,107 S \* 12/2017 Kim ..... D14/486  
 D808,402 S \* 1/2018 Butcher ..... D14/485  
 D808,974 S \* 1/2018 Chiappone ..... D14/485  
 D819,678 S \* 6/2018 Liu ..... D14/486  
 D840,428 S \* 2/2019 Narinedhat ..... D14/488  
 D841,664 S \* 2/2019 Butcher ..... D14/485  
 2011/0249005 A1 \* 10/2011 Hautvast ..... A61B 5/055  
 345/440  
 2013/0019208 A1 \* 1/2013 Kotler ..... G06F 3/04812  
 715/835  
 2013/0174097 A1 \* 7/2013 Wernecke ..... G06F 3/04817  
 715/846  
 2014/0082563 A1 \* 3/2014 Kim ..... G06F 3/0482  
 715/835  
 2015/0205511 A1 \* 7/2015 Vinna ..... G06F 3/0481  
 715/716

**OTHER PUBLICATIONS**

“Now Loading” Mar. 10, 2015, posted at imgur.com, [site visited May 31, 2019]. <https://imgur.com/gallery/pcXKRWB>.  
 West, Jeffrey, “Polar Clock” Aug. 2014, posted at jeffreystwest.com, [site visited Oct. 8, 2019]. <http://jeffreystwest.com> (Year: 2014).  
 Maricic, Lovro, “How to create circular loading animation using Principle for Mac” Jan. 5, 2017, posted at medium.com, [site visited Oct. 8, 2019]. <https://medium.com/@lovromaricic/how-to-create-circular-loading-animation-using-principle-for-mac-1138c70759ea> (Year: 2017).  
 Vik, Daniel, “ColecoVision Driving Module” Jan. 20, 2015, posted at danielvik.com, [site visited Oct. 8, 2019]. <http://www.danielvik.com/2015/01/colecovision-driving-module.html> (Year: 2015).

\* cited by examiner

FIG. 1




FIG. 2



FIG. 3



FIG. 4



FIG. 5



FIG. 6





FIG. 7



FIG. 8




FIG. 9



FIG. 10



FIG. 11



FIG. 12

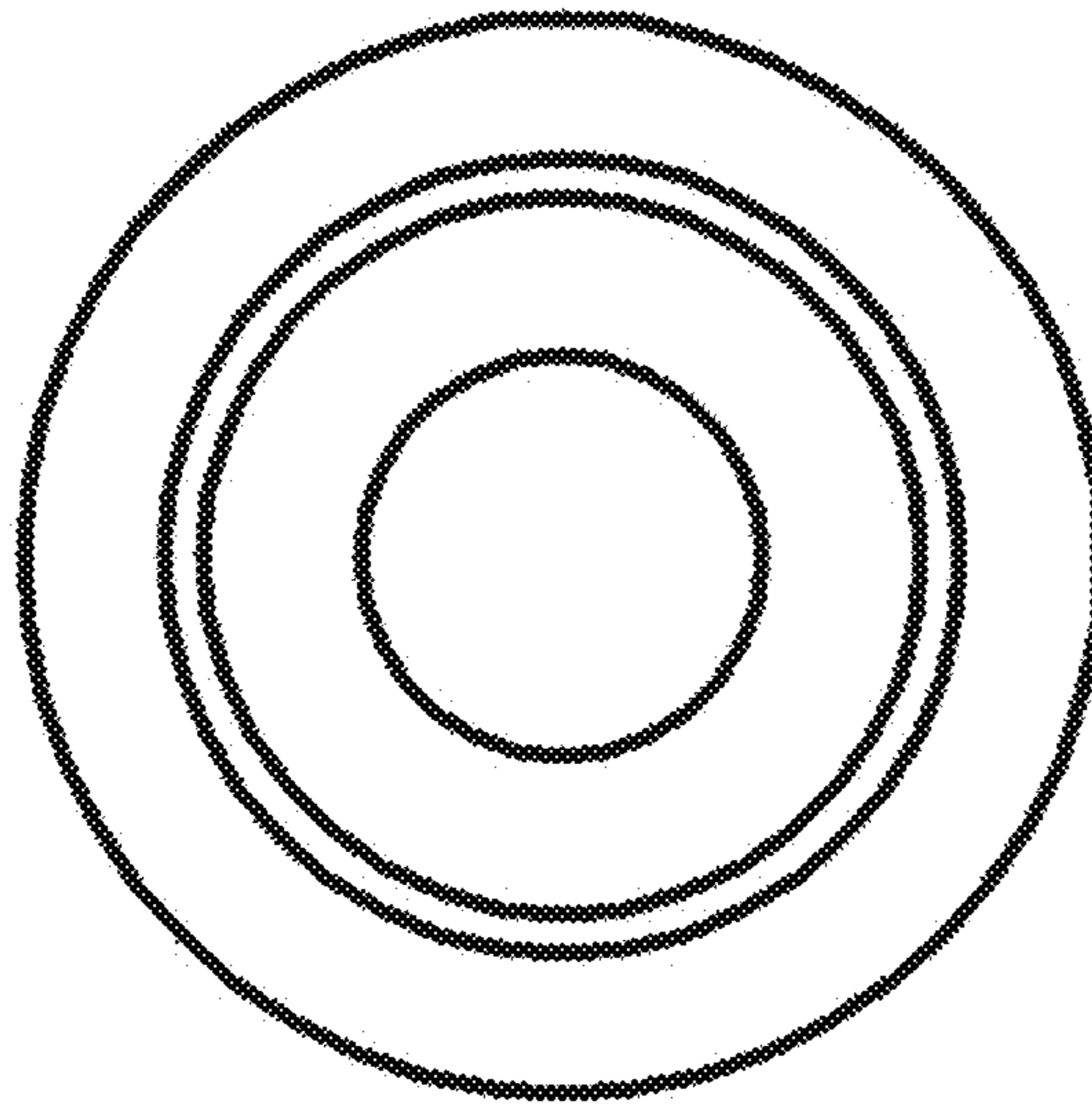


FIG. 13

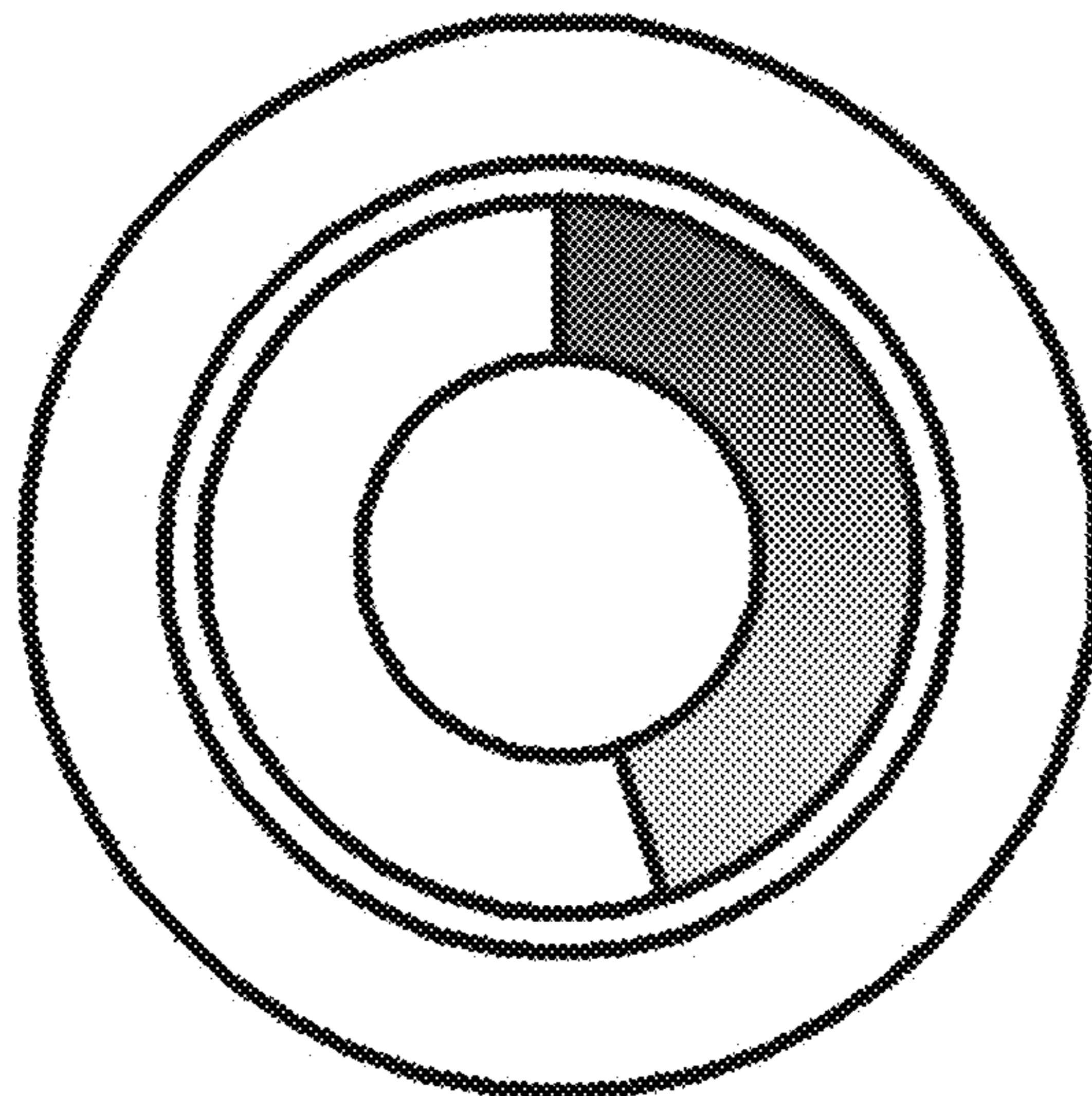


FIG. 14

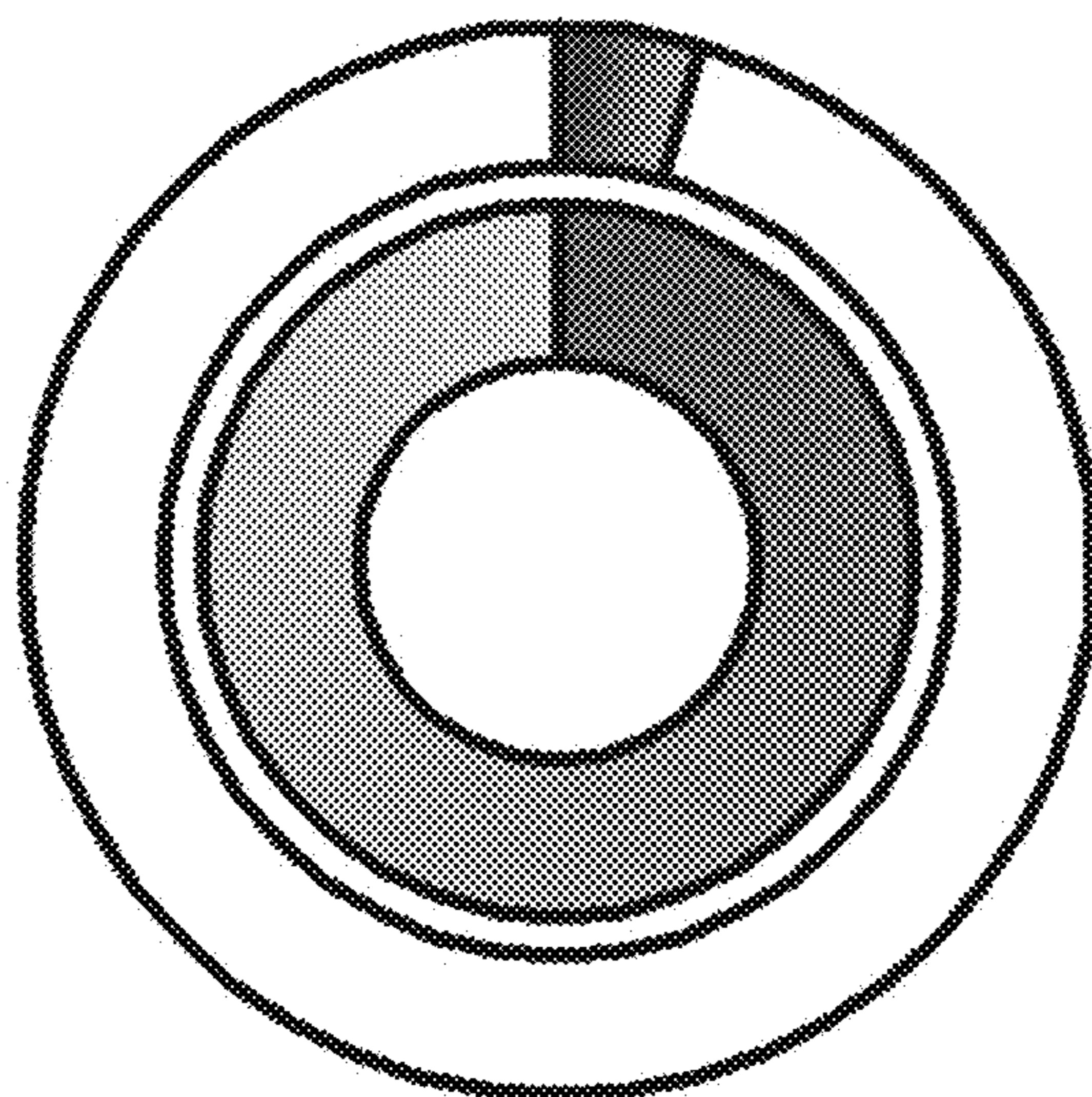


FIG. 15

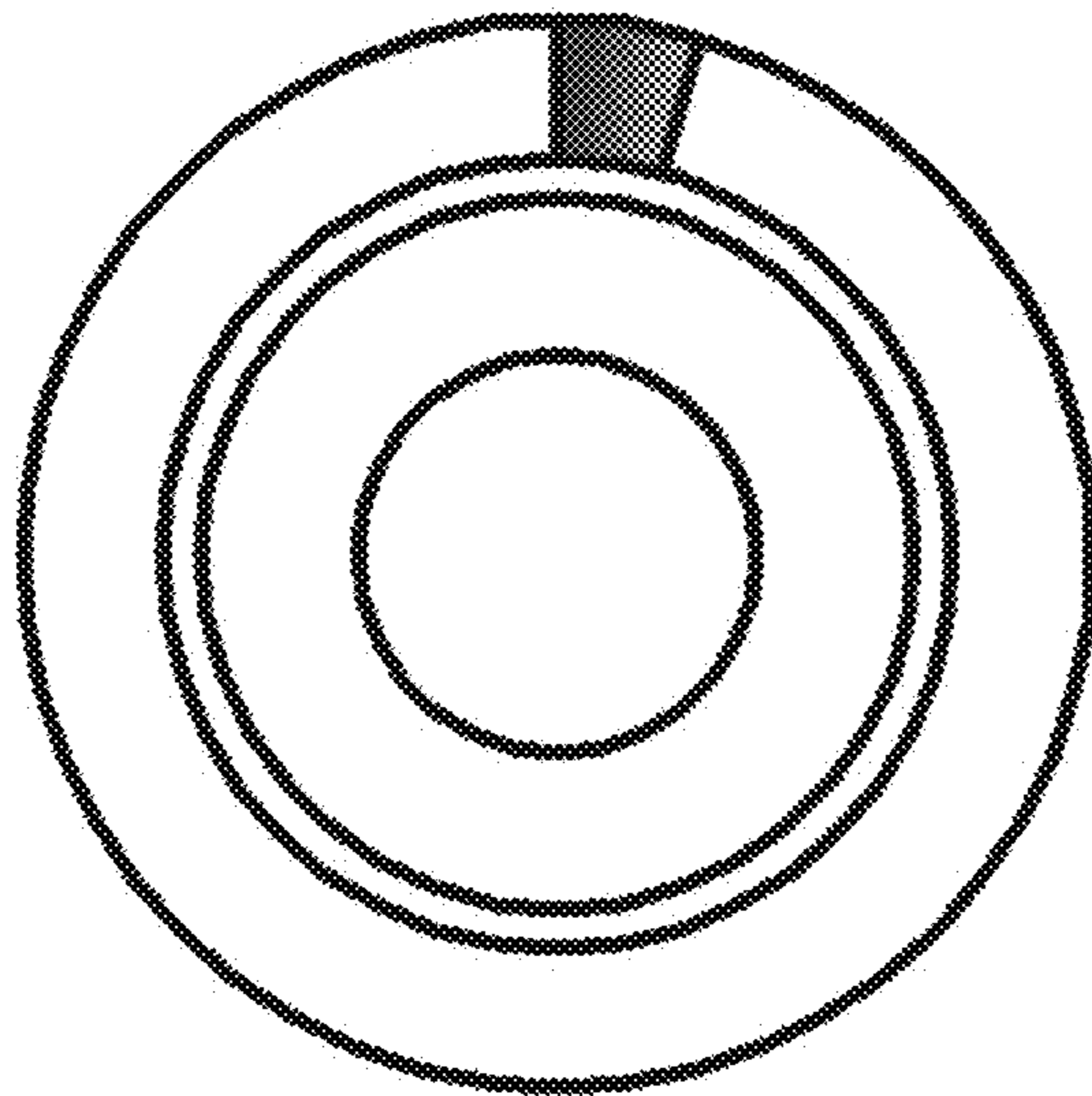


FIG. 16

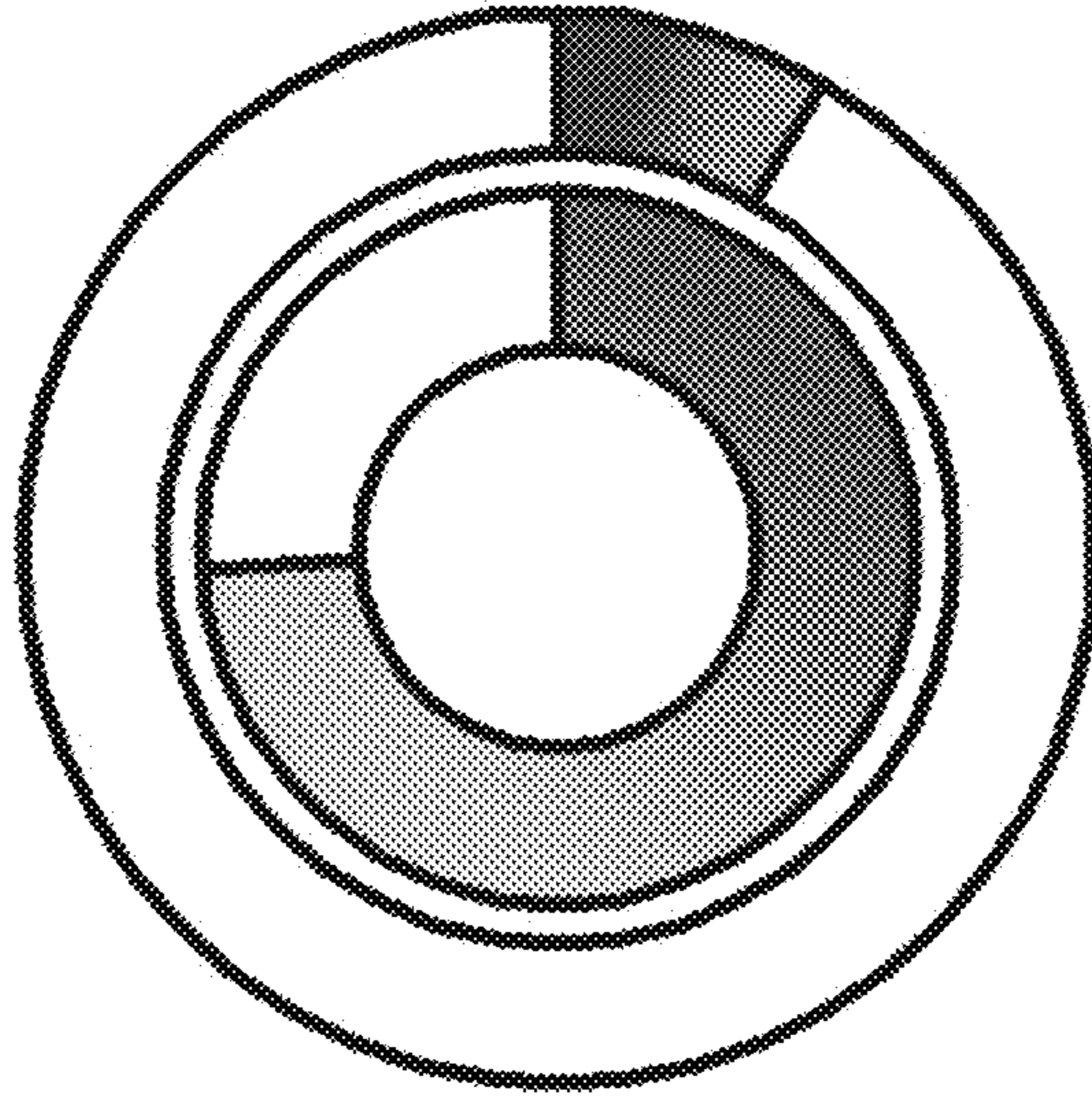


FIG. 17

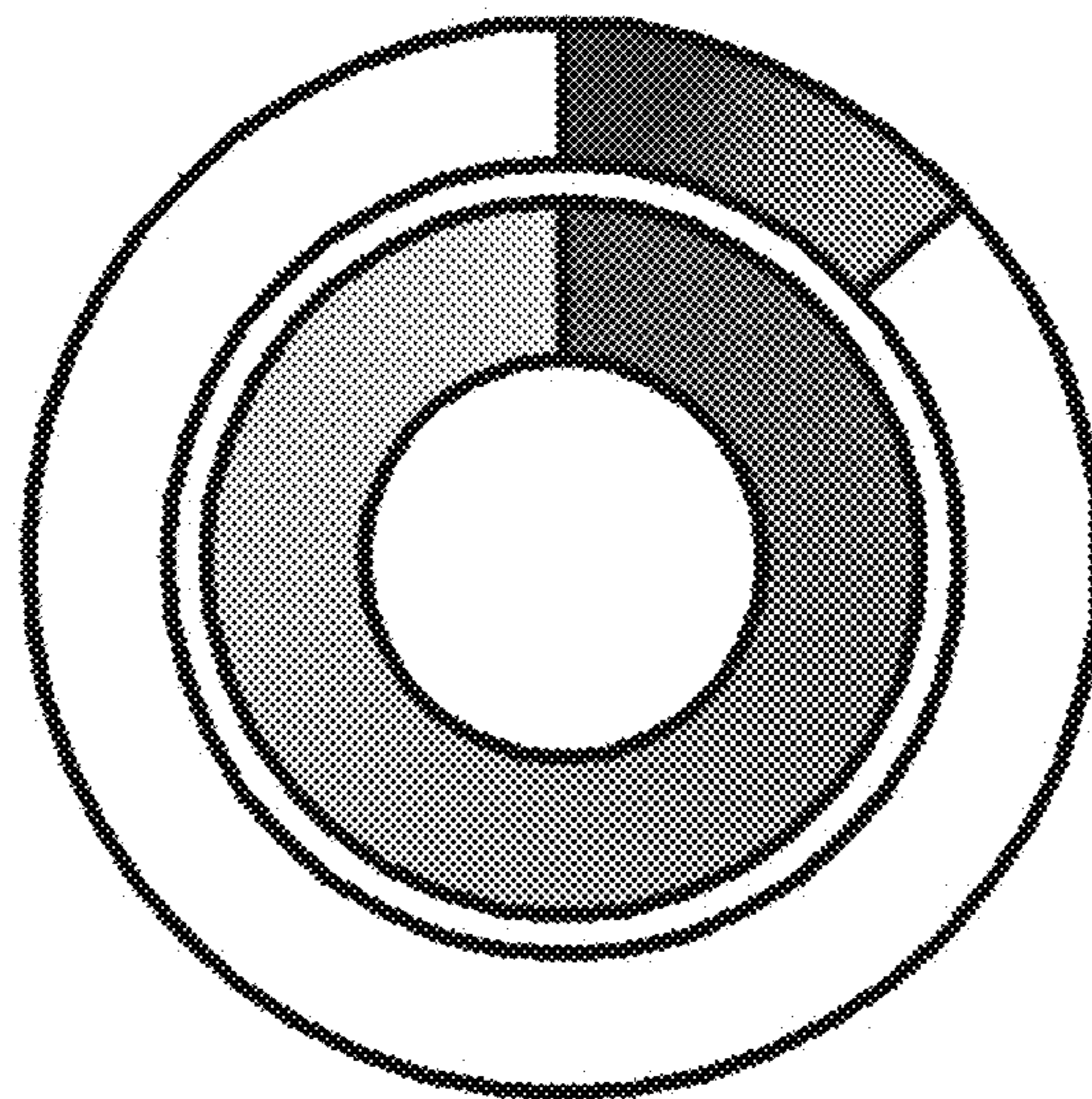




FIG. 18

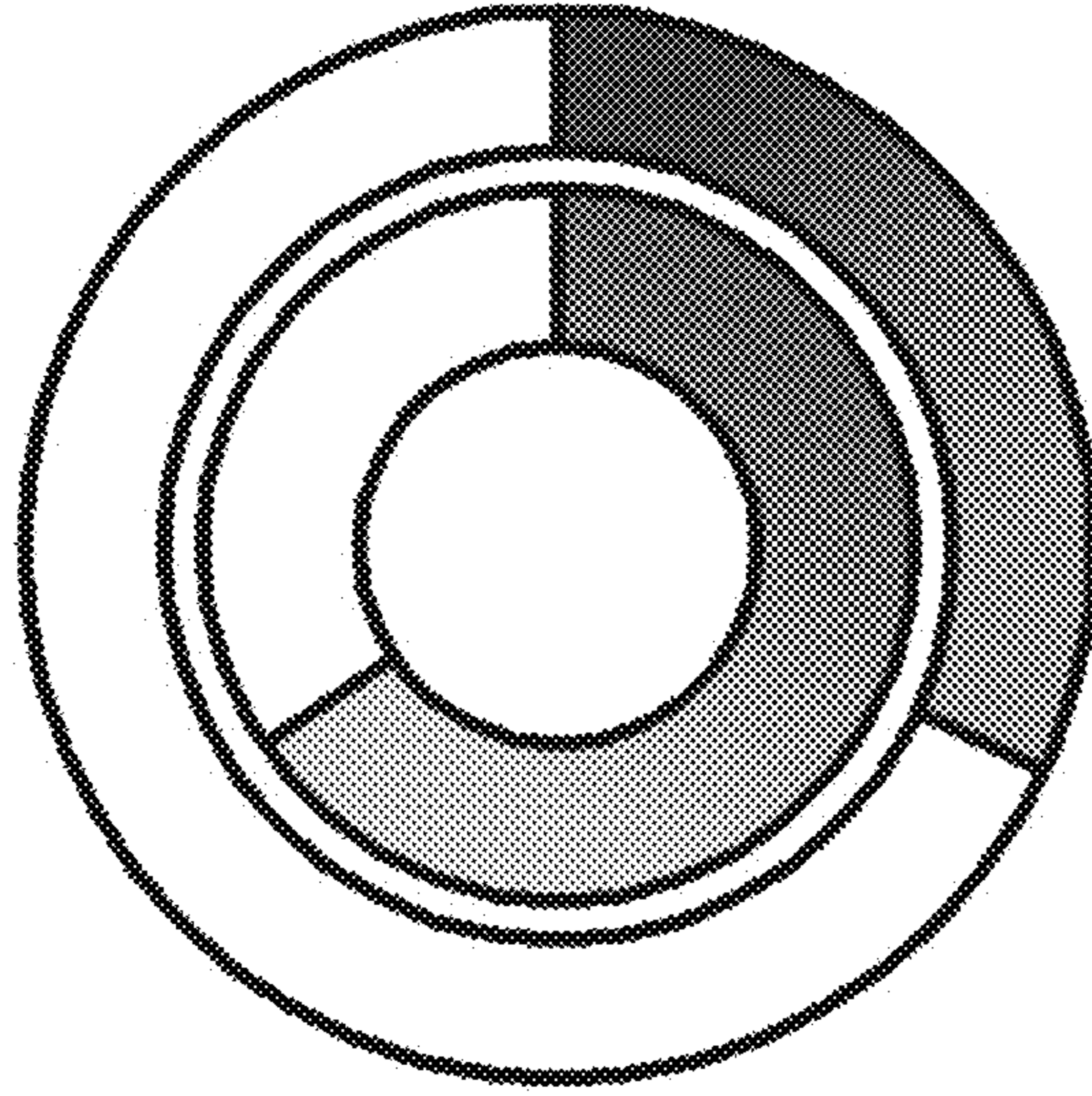


FIG. 19

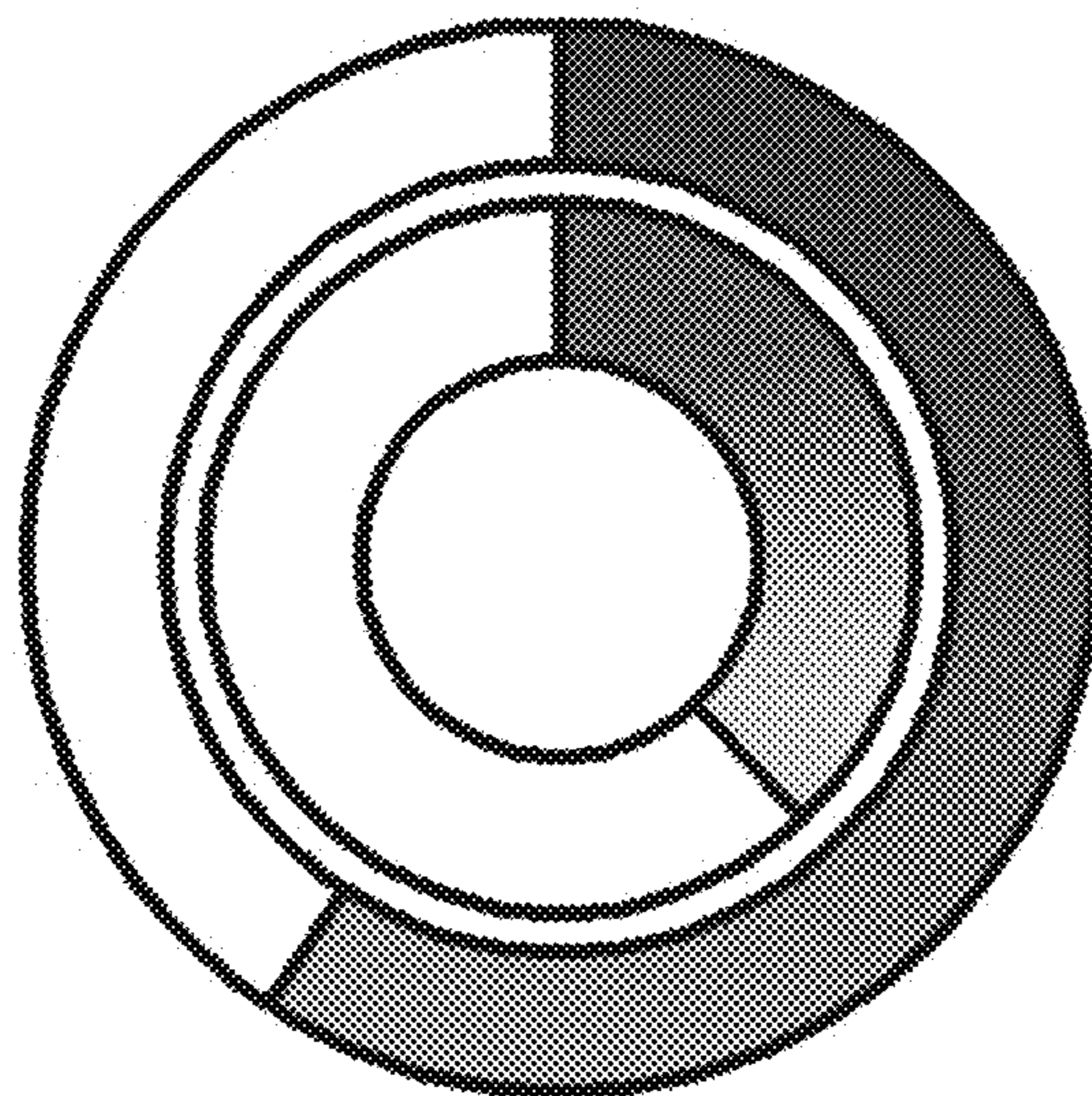


FIG. 20

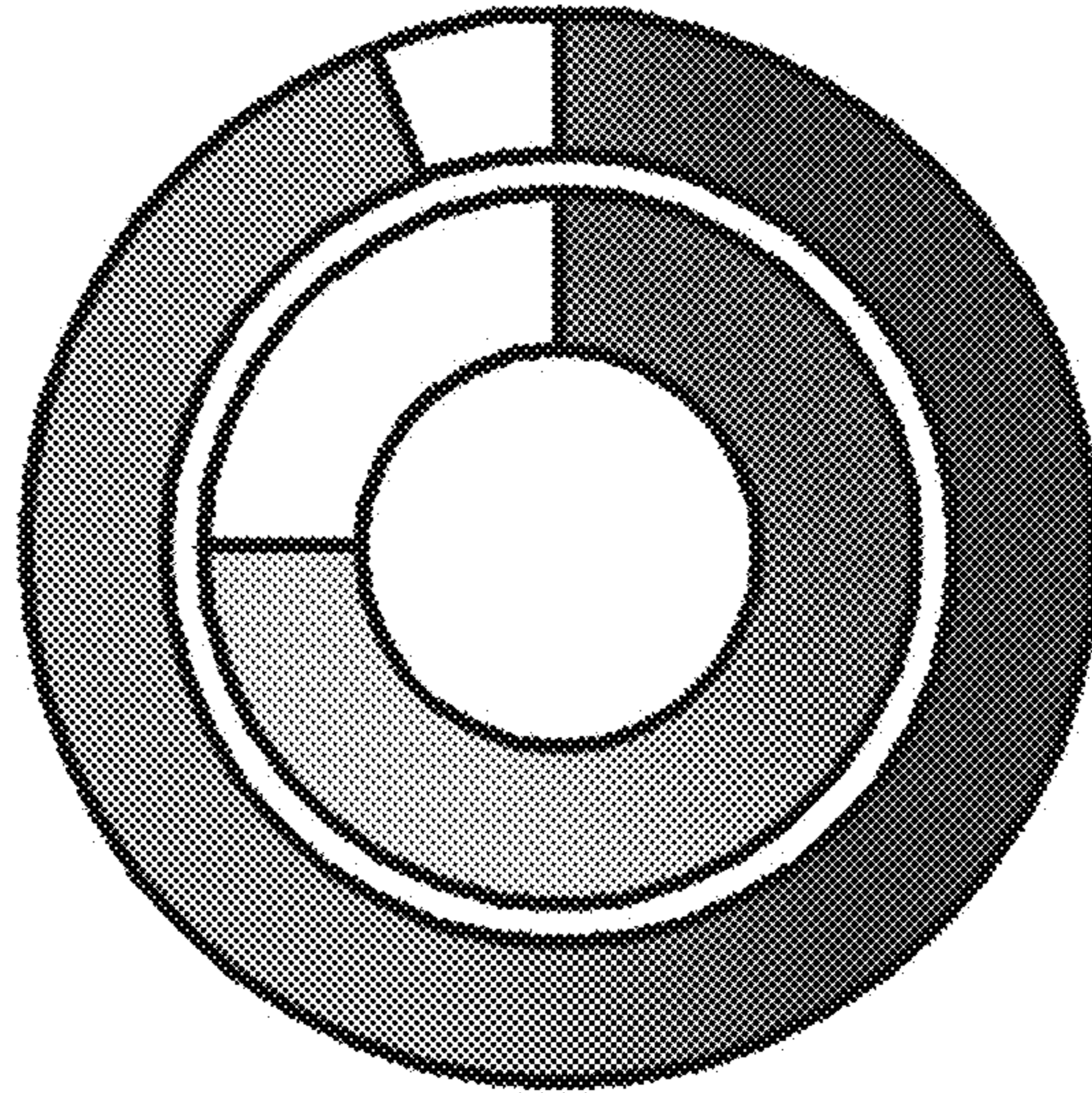


FIG. 21

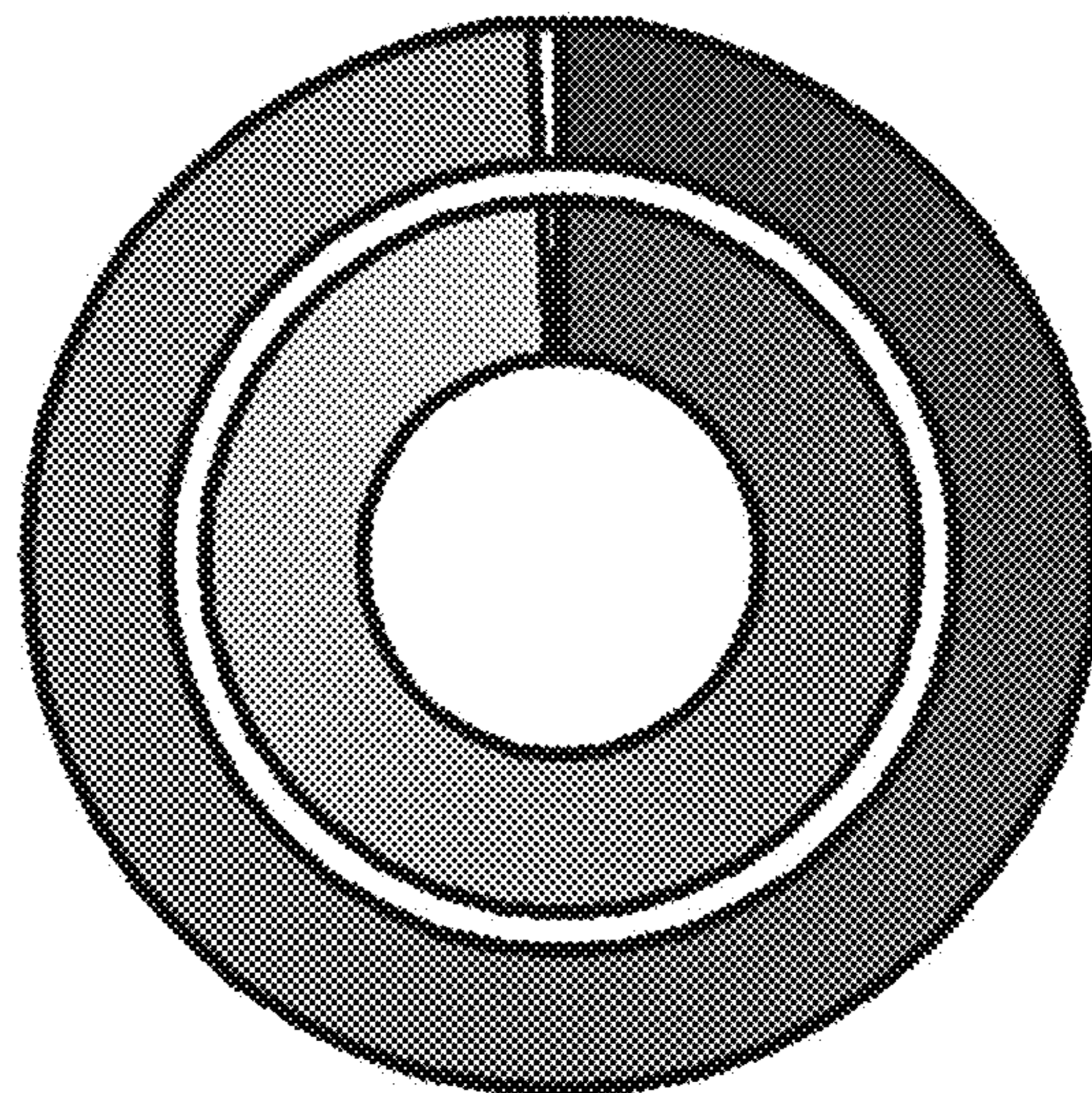


FIG. 22

