



US00D875726S

(12) **United States Design Patent** (10) **Patent No.:** **US D875,726 S**
Weng (45) **Date of Patent:** **** Feb. 18, 2020**

(54) **WATERPROOF PHONE CASE**
(71) Applicant: **SHENZHEN SHUNTIANTAI TECHNOLOGY CO., LTD.**, Shenzhen (CN)
(72) Inventor: **Shihua Weng**, Shenzhen (CN)
(**) Term: **15 Years**
(21) Appl. No.: **29/667,548**
(22) Filed: **Oct. 23, 2018**
(51) **LOC (12) Cl.** **14-03**
(52) **U.S. Cl.**
USPC **D14/250**
(58) **Field of Classification Search**
USPC D14/250, 203.3–203.7, 439, 238.1, 440, D14/251–253, 447, 217, 240, 248; D3/201, 218, 247, 269, 273, 301, 303; D13/103, 119, 107–108
CPC H04B 1/3888; H04M 1/0283; H04M 1/0202; A45C 1/06; A45C 11/00; A45C 13/02; A45C 2011/002; A45F 2005/026; A45F 2200/0525; A45F 2200/0516
See application file for complete search history.

(56) **References Cited**
U.S. PATENT DOCUMENTS
D613,282 S * 4/2010 Richardson D14/250
D615,535 S * 5/2010 Richardson D14/250
D683,338 S * 5/2013 Wilson D14/250
D691,124 S * 10/2013 Yang D14/250
D694,742 S * 12/2013 Pan D14/250
D699,716 S * 2/2014 Pan D14/250
D709,057 S * 7/2014 Wilson D14/250
D709,061 S * 7/2014 Borra D14/250
D714,770 S * 10/2014 Nolan D14/250
D722,312 S * 2/2015 Tages D14/250
D761,774 S * 7/2016 Liang D14/250
D762,200 S * 7/2016 Pan D14/250

D765,627 S * 9/2016 Watt D14/250
D765,629 S * 9/2016 Watt D14/250
D769,855 S * 10/2016 Deng D14/250
D790,526 S * 6/2017 Babichenko D14/250
D794,006 S * 8/2017 Dong D14/250
D798,287 S * 9/2017 Wright D14/250
D800,712 S * 10/2017 Lai D14/250
9,788,620 B1 * 10/2017 Parkinson A45C 11/00
D809,454 S * 2/2018 Zhou D13/103
D816,654 S * 5/2018 Chen D14/250
D849,734 S * 5/2019 Wu D14/250
2013/0273944 A1 * 10/2013 Wilson H04W 4/90 455/457

(Continued)

Primary Examiner — Carla J Wright
(74) *Attorney, Agent, or Firm* — Erson IP (Nelson IP)

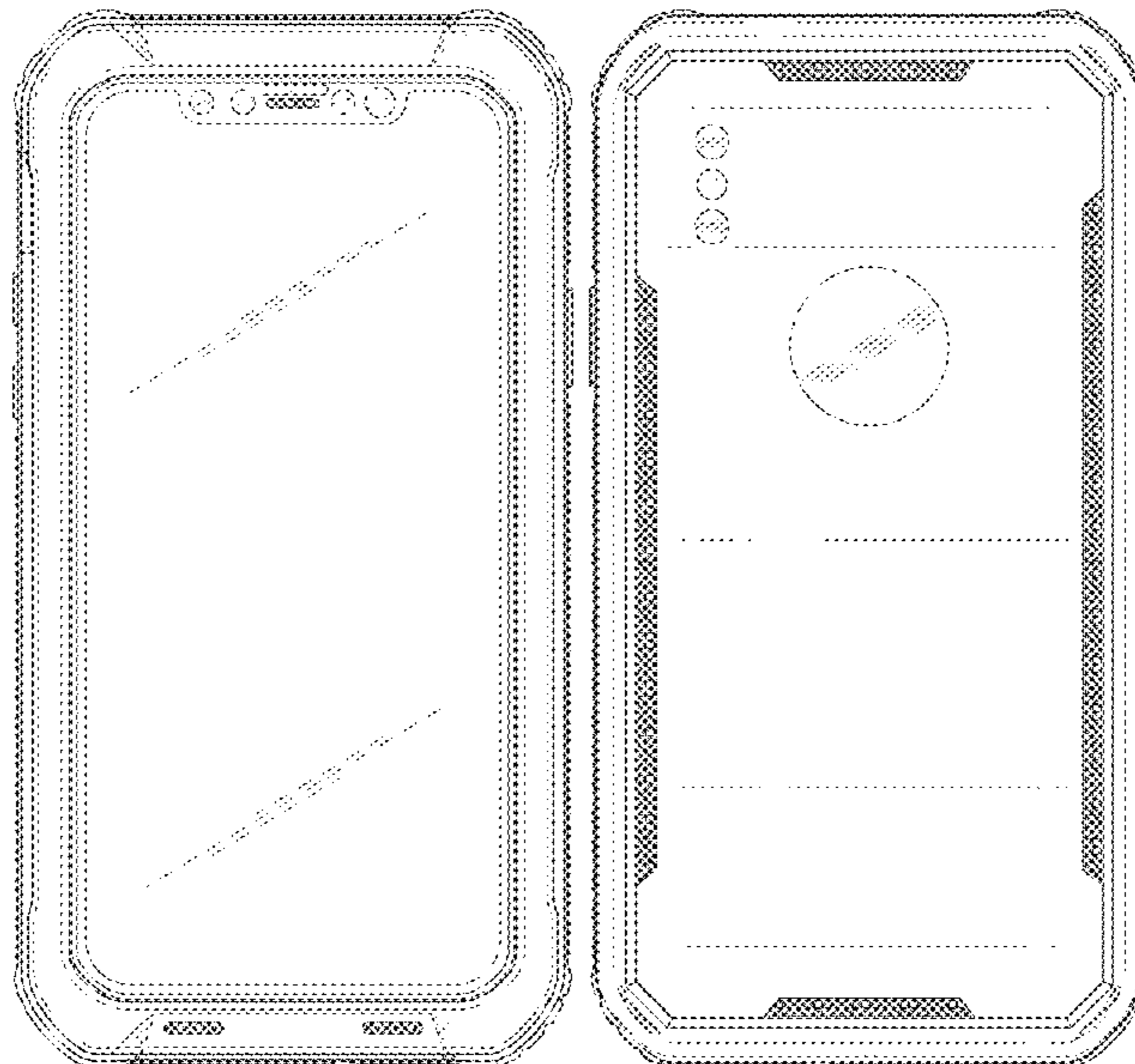
(57) **CLAIM**

The ornamental design for a waterproof phone case, as shown and described.

DESCRIPTION

FIG. 1 is a perspective view of a waterproof phone case showing my new design;
FIG. 2 is another perspective view thereof;
FIG. 3 is a front view thereof;
FIG. 4 is a rear view thereof;
FIG. 5 is a left side view thereof;
FIG. 6 is a right side view thereof;
FIG. 7 is a top plan view thereof;
FIG. 8 is a bottom plan view thereof;
FIG. 9 is an enlarged detail view of the encircled region of FIG. 1; and,
FIG. 10 is an enlarged detail view of the encircled region of FIG. 2.
The dot-dash broken line circles in FIGS. 1-2 and 9-10 delineate portions of the waterproof phone case that are part of the claimed design and that are shown on an enlarged scale in FIGS. 9-10.

1 Claim, 10 Drawing Sheets



(56)

References Cited

U.S. PATENT DOCUMENTS

2014/0216952 A1* 8/2014 Liang H04M 1/18
206/37
2015/0173229 A1* 6/2015 Chao B65D 81/02
206/524.2

* cited by examiner

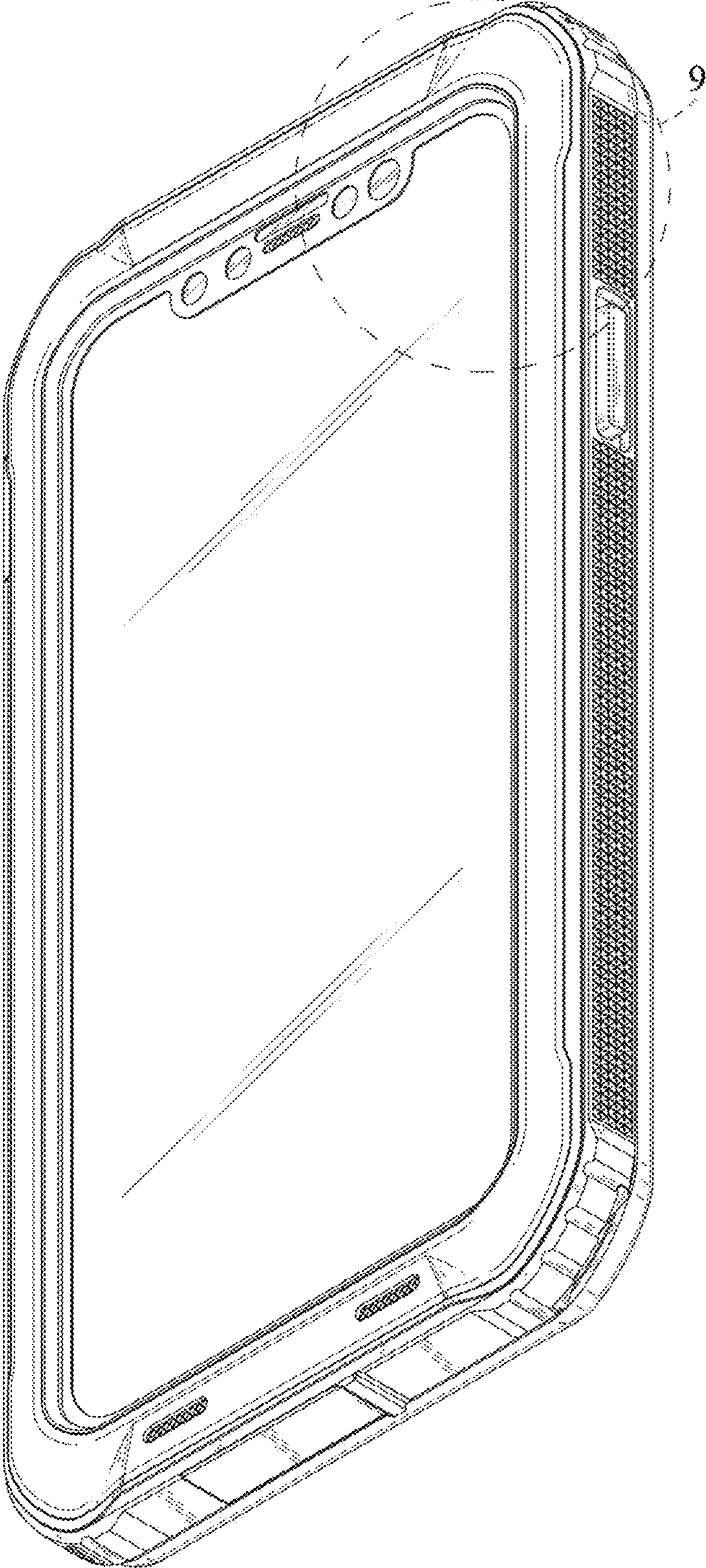


Fig. 1

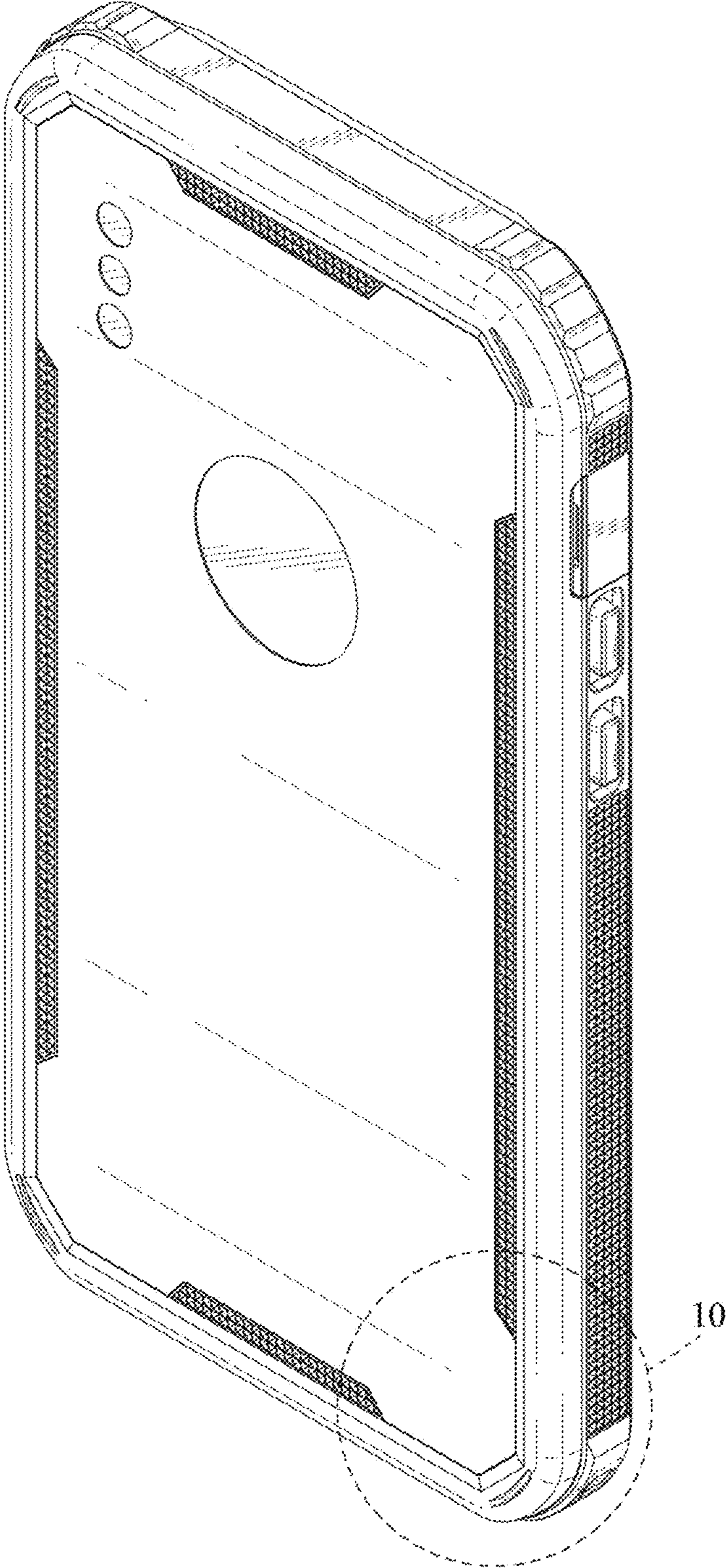


Fig. 2

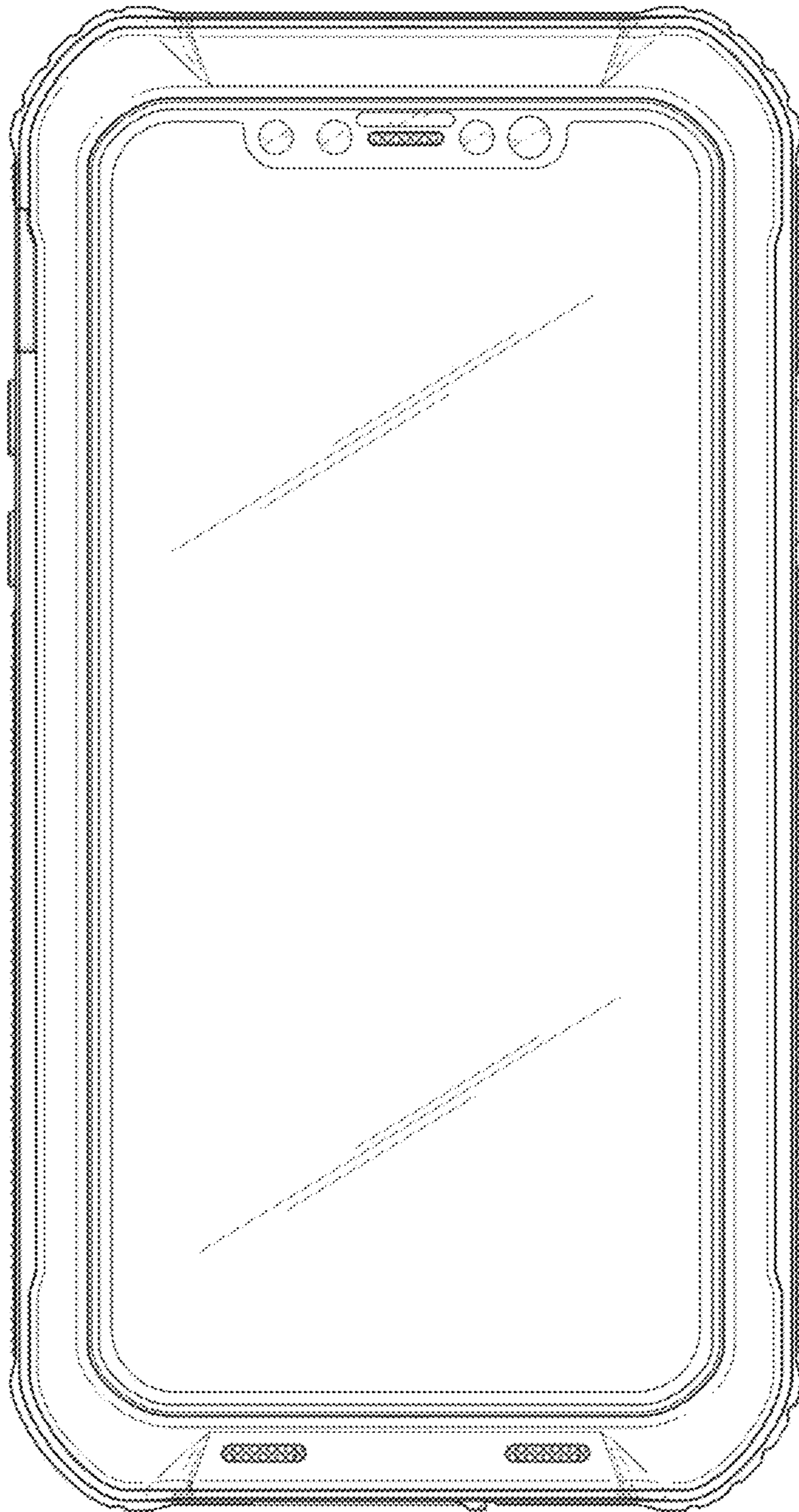


Fig. 3




Fig. 4




Fig. 5




Fig. 6




Fig. 7




Fig. 8

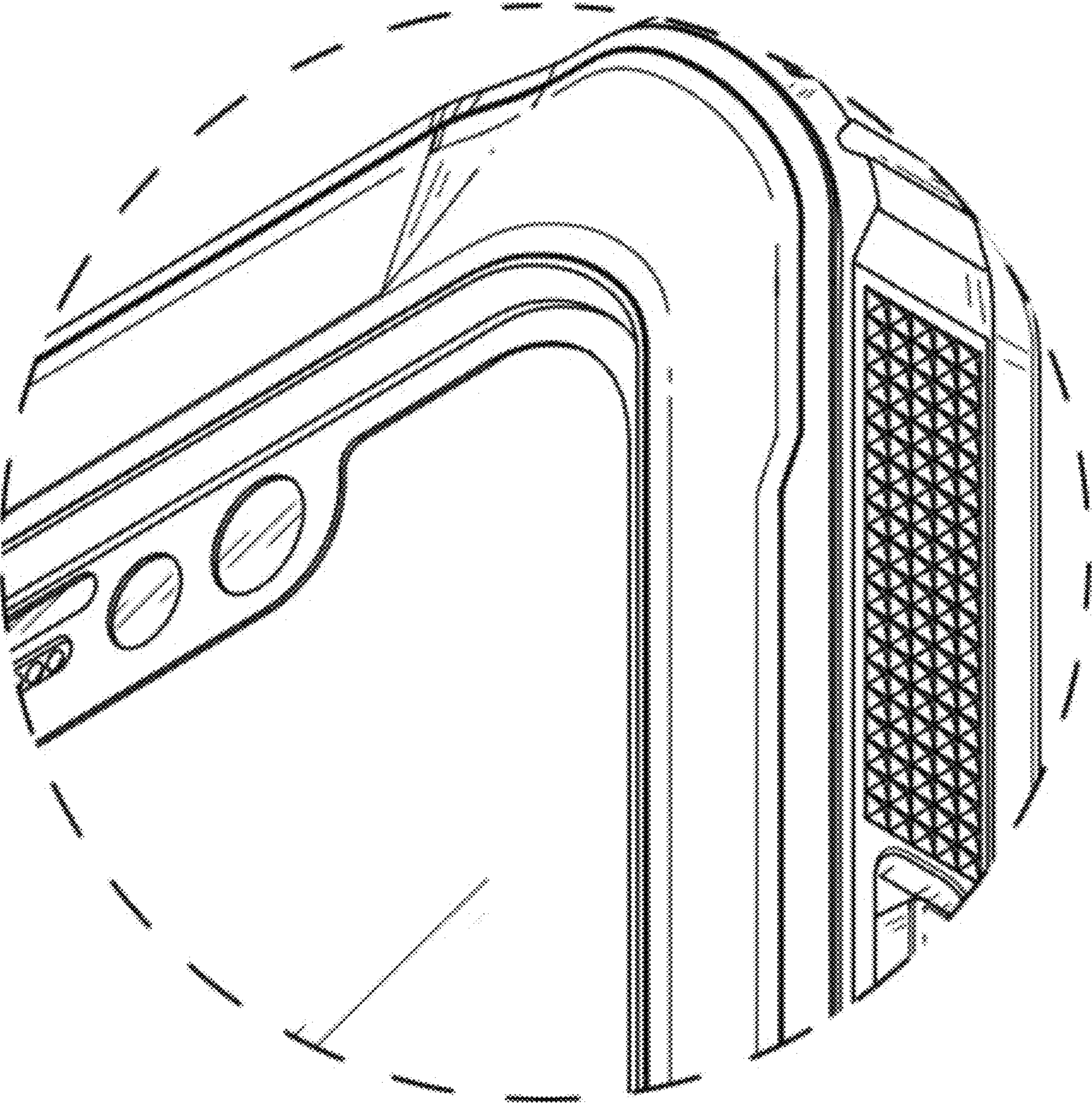


FIG. 9

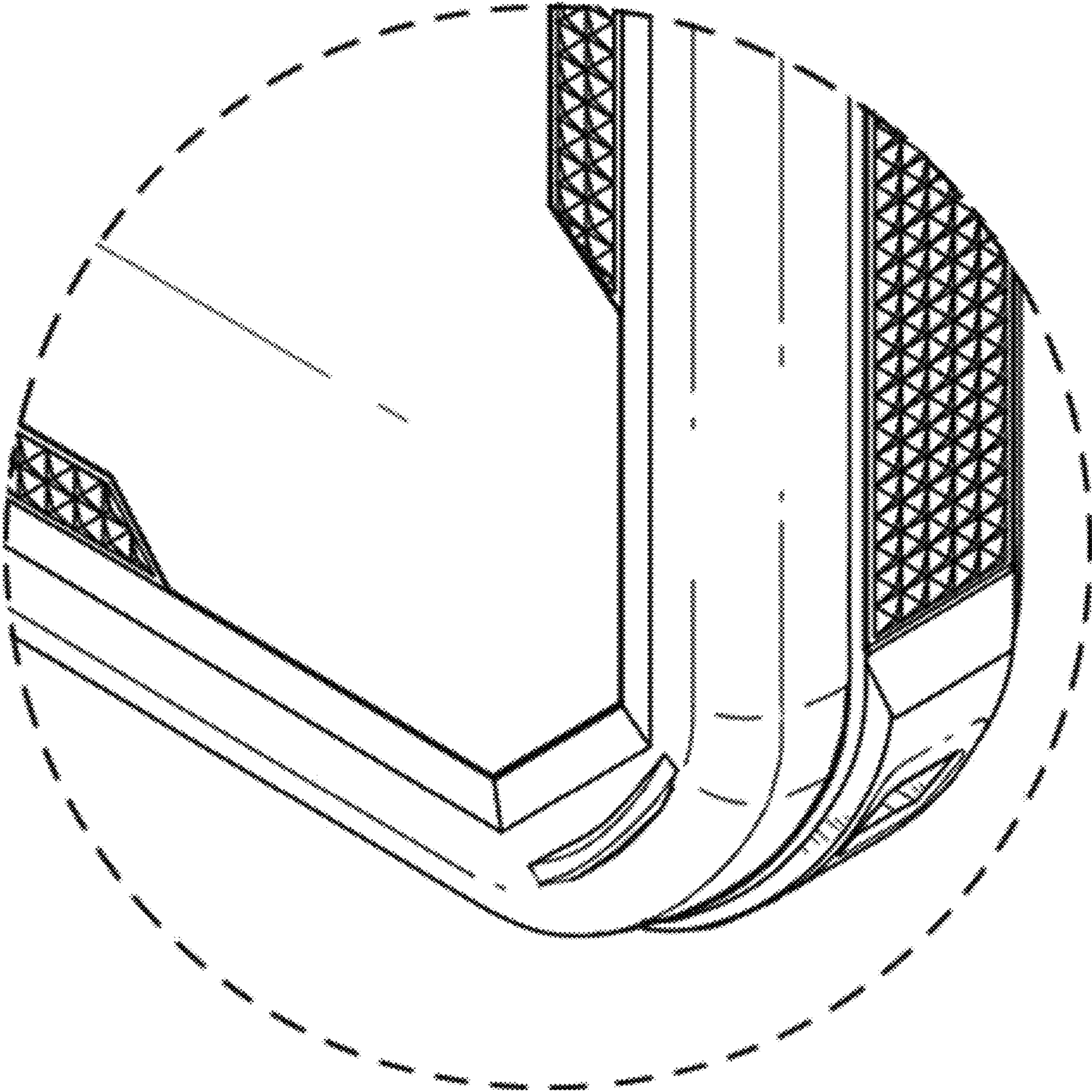


FIG. 10