



US00D875725S

(12) **United States Design Patent** (10) **Patent No.:** **US D875,725 S**
Hintermann et al. (45) **Date of Patent:** **** Feb. 18, 2020**

- (54) **COVER FOR ELECTRONIC COMMUNICATIONS DEVICE**
- (71) Applicant: **HTC CORPORATION**, Taoyuan (TW)
- (72) Inventors: **Mathias Andreas Hintermann**, San Francisco, CA (US); **Stuart Kyle**, San Francisco, CA (US)
- (73) Assignee: **HTC Corporation**, Taoyuan (TW)
- (**) Term: **15 Years**
- (21) Appl. No.: **29/559,987**
- (22) Filed: **Apr. 1, 2016**
- (51) **LOC (12) Cl.** **14-03**
- (52) **U.S. Cl.**
USPC **D14/250**
- (58) **Field of Classification Search**
USPC D14/439, 203.3–203.7, 447, 238.1, D14/251–253, 217, 240, 250, 440, 248; D3/201, 218, 247, 269, 273, 301, 303; D13/107–108, 103, 119
CPC H04B 1/3888; H04M 1/0283; H04M 1/0202; A45C 1/06; A45C 11/00; A45C 13/02; A45C 2011/002; A45F 2005/026; A45F 2200/0525; A45F 2200/0516
See application file for complete search history.

- (56) **References Cited**
U.S. PATENT DOCUMENTS
D624,304 S * 9/2010 Danze D3/201
D641,348 S * 7/2011 Kim D14/250
D652,829 S * 1/2012 Kim D14/250
D657,354 S * 4/2012 Kim D14/250
(Continued)

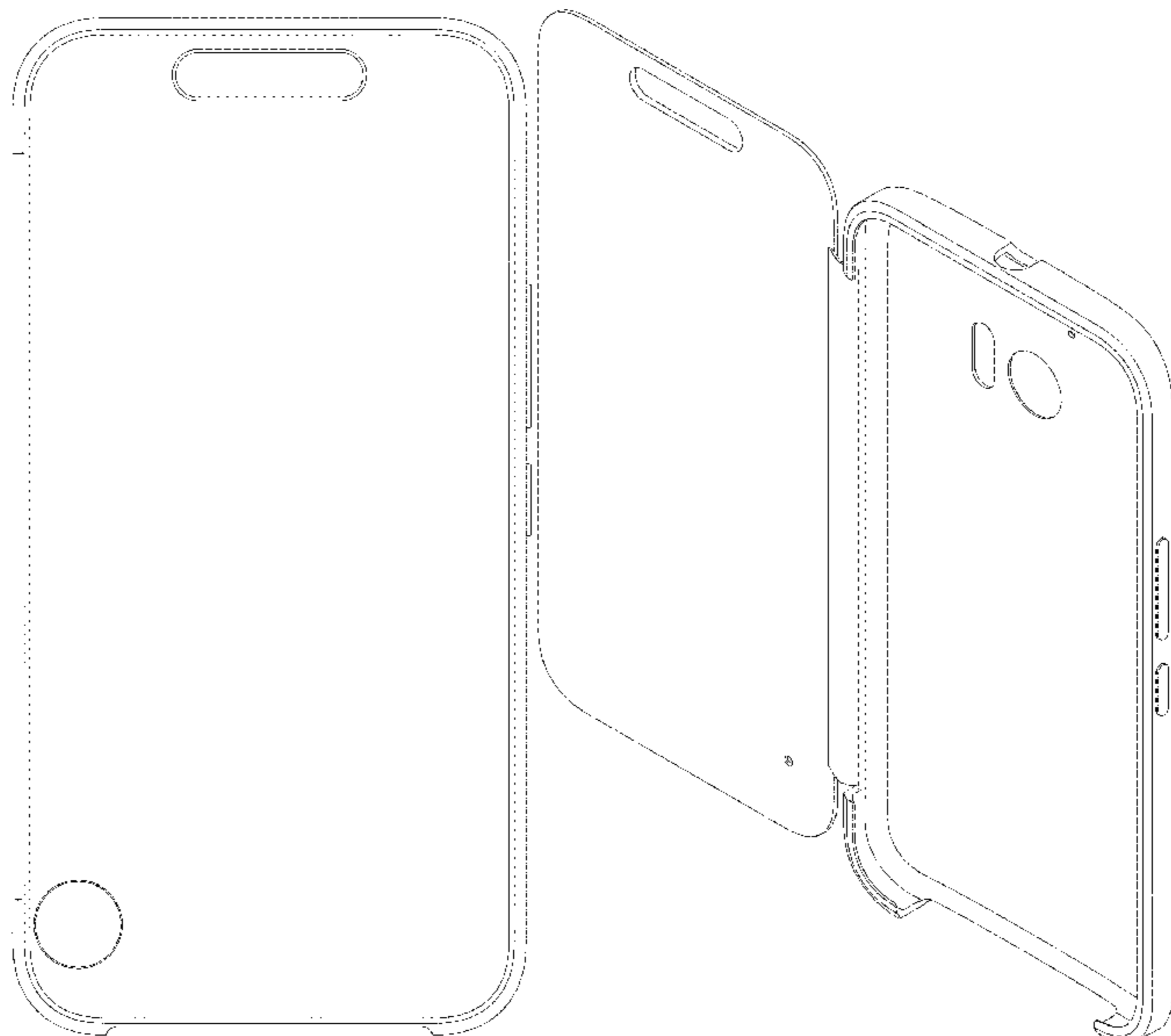
Primary Examiner — Carla J Wright

(74) *Attorney, Agent, or Firm* — Birch, Stewart, Kolasch & Birch, LLP

(57) **CLAIM**
The ornamental design for a cover for electronic communications device, as shown and described.

DESCRIPTION
FIG. 1 is a front perspective view of a first embodiment of a cover for electronic communications device in accordance with our new design;
FIG. 2 is a front view thereof;
FIG. 3 is a rear view thereof;
FIG. 4 is a left side view thereof;
FIG. 5 is a right side view thereof;
FIG. 6 is a top plan view thereof;
FIG. 7 is a bottom plan view thereof;
FIG. 8 is a front perspective view of the cover for electronic communications device when opened;
FIG. 9 is a front perspective view of a second embodiment of a cover for electronic communications device in accordance with our new design;
FIG. 10 is a front view thereof;
FIG. 11 is a rear view thereof;
FIG. 12 is a left side view thereof;
FIG. 13 is a right side view thereof;
FIG. 14 is a top plan view thereof;
FIG. 15 is a bottom plan view thereof;
FIG. 16 is a front perspective view of the cover for electronic communications device when opened;
FIG. 17 is a front perspective view of a third embodiment of a cover for electronic communications device in accordance with our new design;
FIG. 18 is a front view thereof;
FIG. 19 is a rear view thereof;
FIG. 20 is a left side view thereof;
FIG. 21 is a right side view thereof;
FIG. 22 is a top plan view thereof;
FIG. 23 is a bottom plan view thereof; and,
FIG. 24 is a front perspective view of the cover for electronic communications device when opened.

1 Claim, 21 Drawing Sheets



(56)

References Cited

U.S. PATENT DOCUMENTS

D674,799	S *	1/2013	Kim	D14/440
D674,800	S *	1/2013	Kim	D14/440
D685,799	S *	7/2013	Canizares	D14/440
D685,800	S *	7/2013	Canizares	D14/440
D685,801	S *	7/2013	Canizares	D14/440
D685,802	S *	7/2013	Canizares	D14/440
D694,741	S *	12/2013	Kim	D14/250
D698,773	S *	2/2014	Wildner	D14/250
D706,753	S *	6/2014	Kim	D14/250
D707,218	S *	6/2014	YoonYoung	D14/250
D710,838	S *	8/2014	Song	D14/250
D711,861	S *	8/2014	Mei	D14/250
D712,393	S *	9/2014	Kim	D14/250
D714,053	S *	9/2014	Yoo	D3/269
D723,038	S *	2/2015	Kim	D14/440
D733,111	S *	6/2015	Kim	D14/250
D742,890	S *	11/2015	Mecchella	D14/440
D748,083	S *	1/2016	Peterson, III	D14/250
D800,732	S *	10/2017	Dang	D14/440
2014/0057687	A1 *	2/2014	Yoo	H04B 1/3888 455/575.8
2015/0141091	A1 *	5/2015	Oh	H04B 1/3888 455/575.8
2017/0300085	A1 *	10/2017	Hintermann	G06F 1/1626

* cited by examiner




FIG. 1




FIG. 2




FIG. 3




FIG. 4

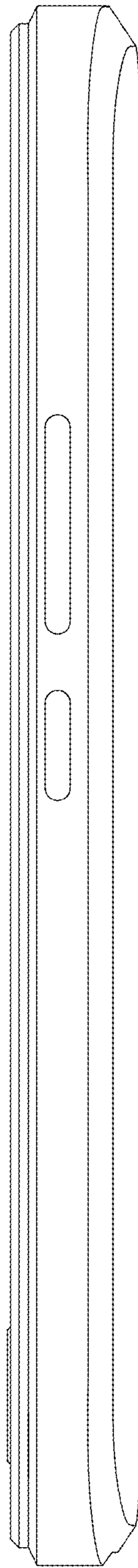


FIG. 5

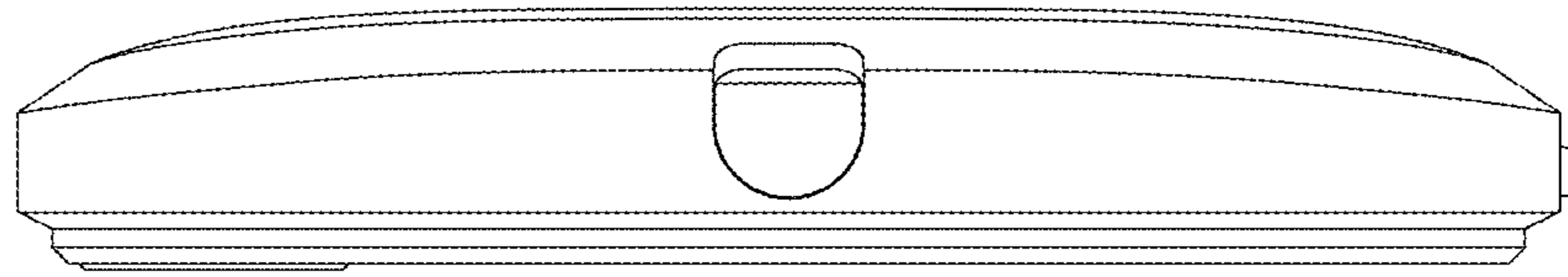


FIG. 6

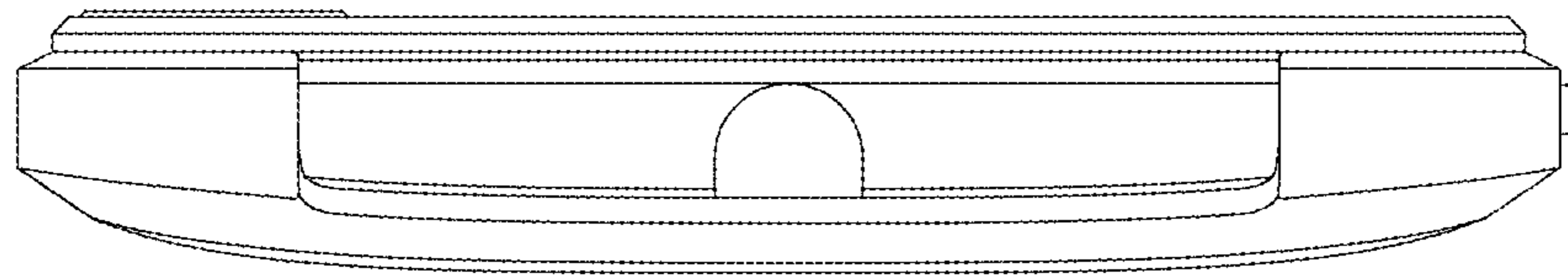


FIG. 7

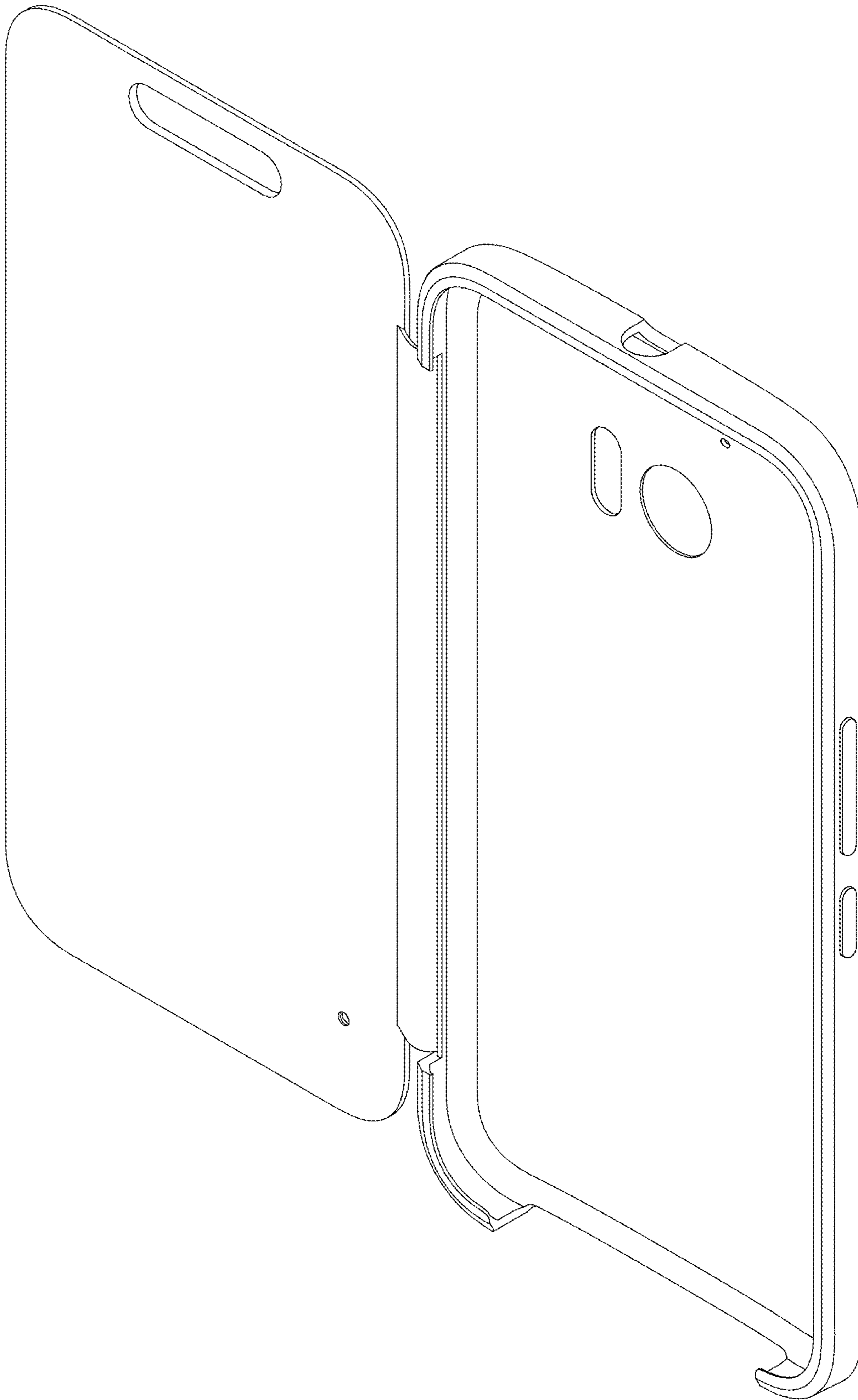


FIG. 8




FIG. 9




FIG. 10




FIG. 11




FIG. 12




FIG. 13

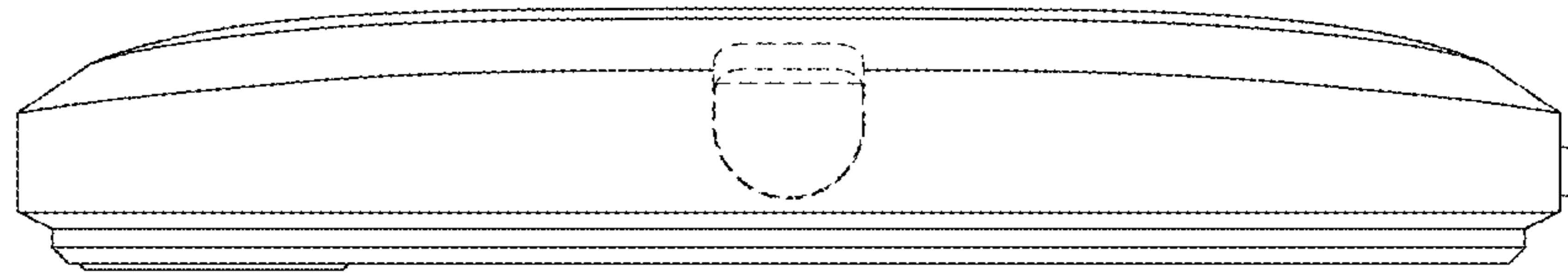


FIG. 14

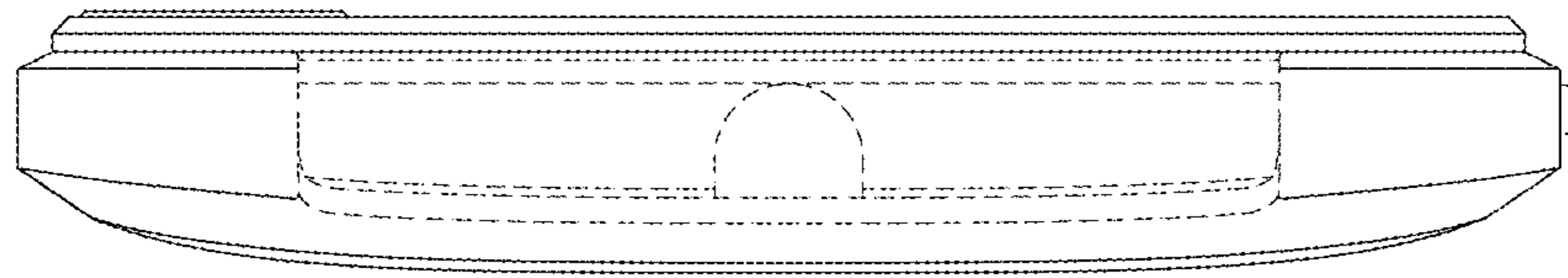


FIG. 15

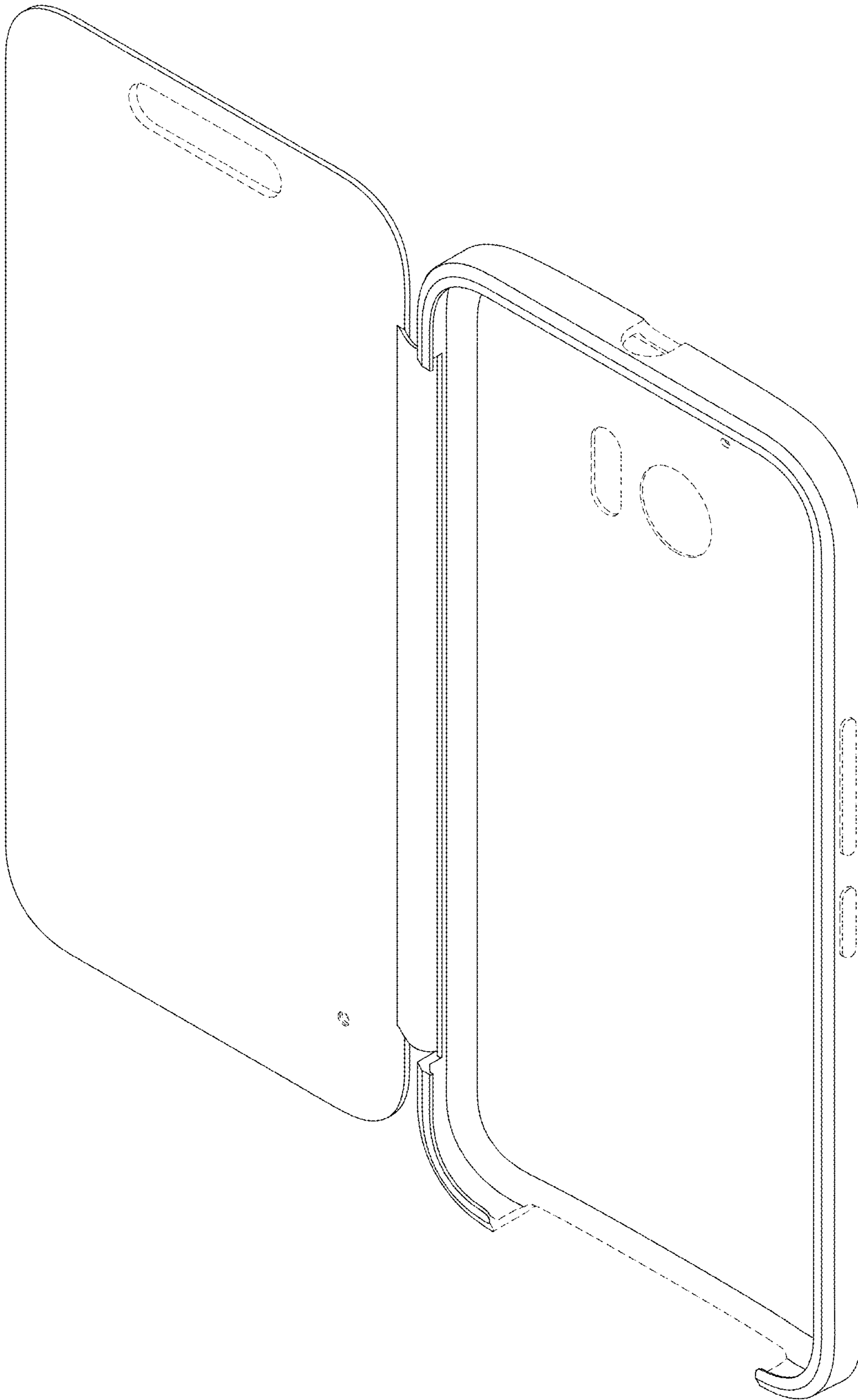


FIG. 16




FIG. 17




FIG. 18




FIG. 19




FIG. 20

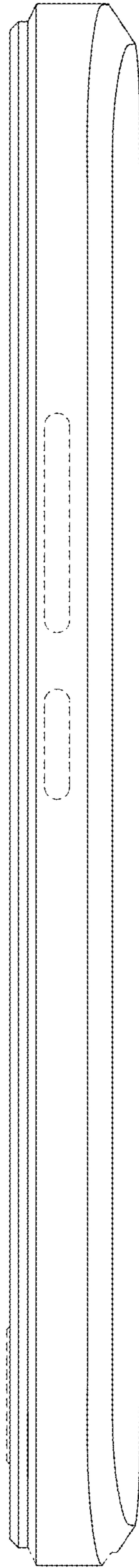


FIG. 21

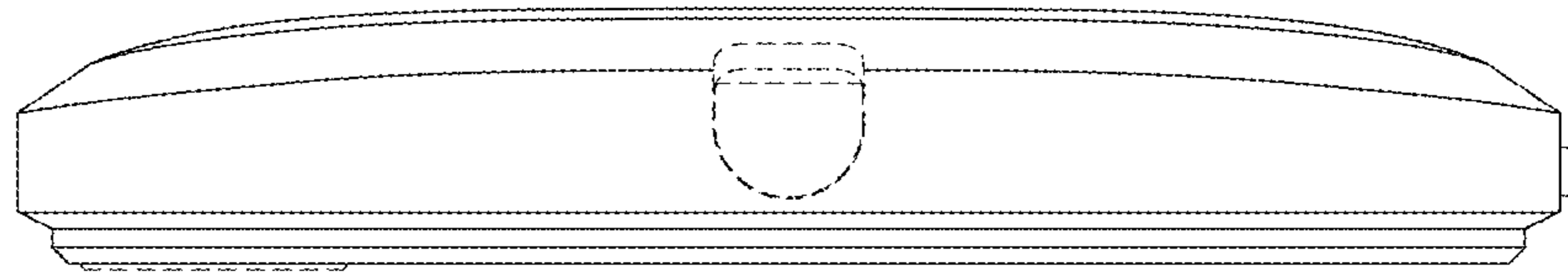


FIG. 22

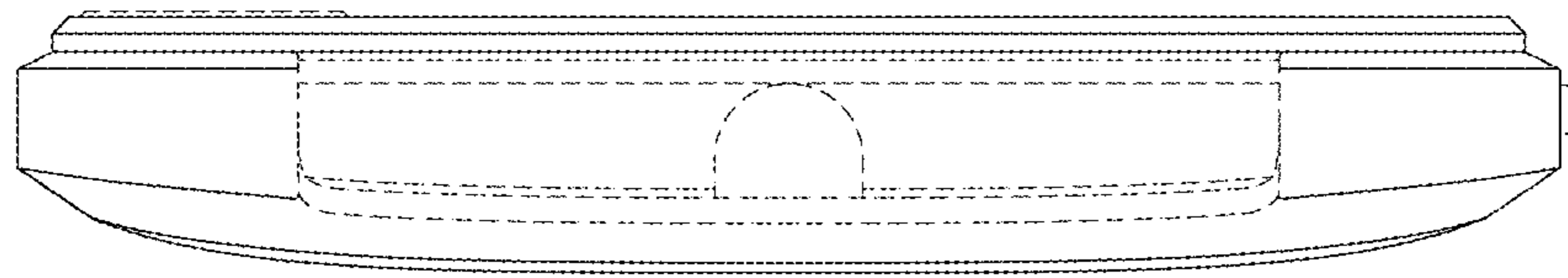


FIG. 23

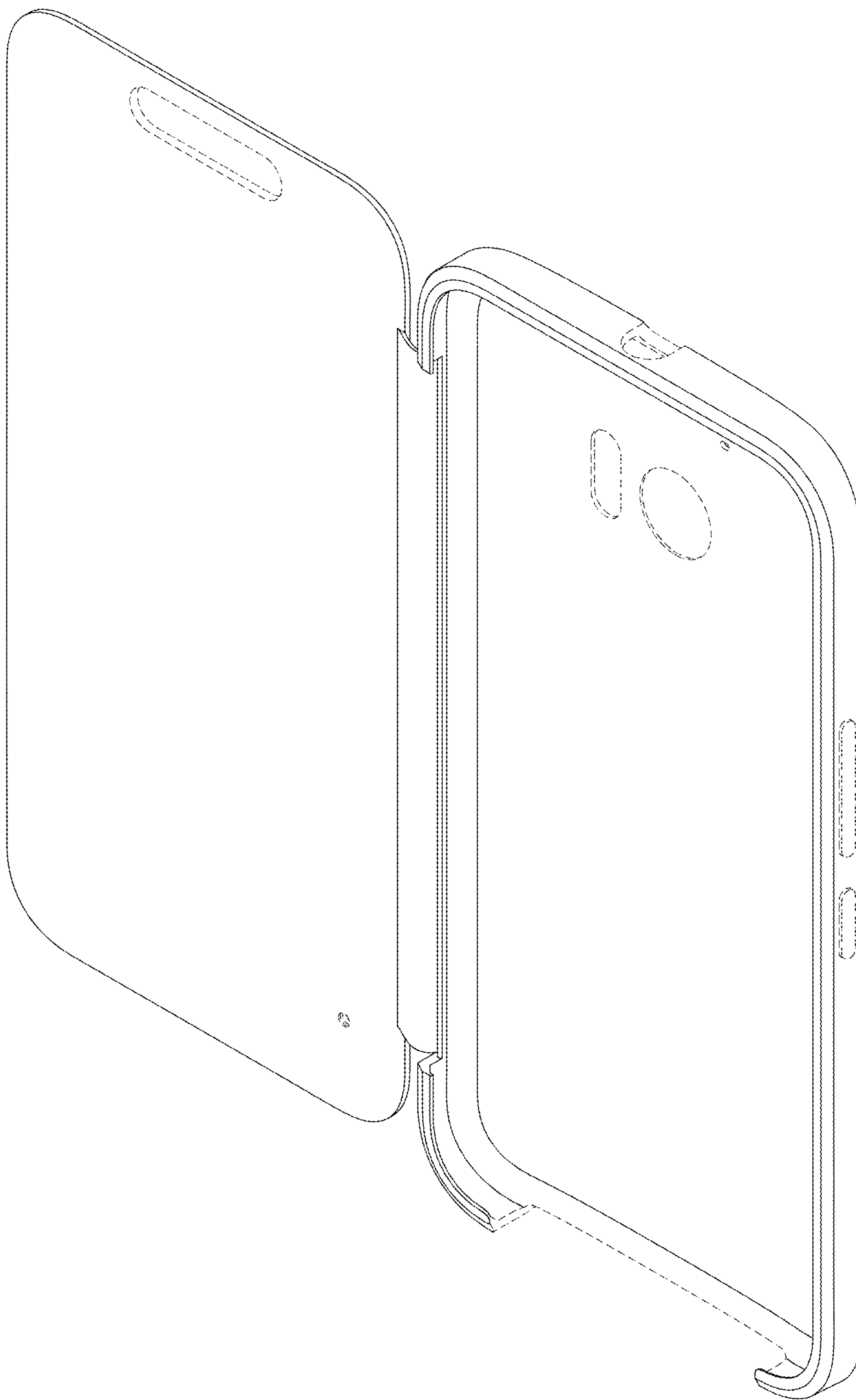


FIG. 24