

US00D875713S

(12) **United States Design Patent**  
**Kim et al.**

(10) **Patent No.:** **US D875,713 S**  
(45) **Date of Patent:** **\*\* Feb. 18, 2020**

(54) **WIRELESS EARPHONE**

(71) Applicant: **LG ELECTRONICS INC.**, Seoul (KR)

(72) Inventors: **Sojin Kim**, Seoul (KR); **Youngho Kim**, Seoul (KR); **Doyoung Park**, Seoul (KR)

(73) Assignee: **LG ELECTRONICS INC.**, Seoul (KR)

(\*\*) Term: **15 Years**

(21) Appl. No.: **35/506,287**

(22) Filed: **Jul. 6, 2018**

(80) **Hague Agreement Data**

Int. Filing Date: **Jul. 6, 2018**  
Int. Reg. No.: **DM/103531**  
Int. Reg. Date: **Jul. 6, 2018**  
Int. Reg. Pub. Date: **Jan. 11, 2019**

(30) **Foreign Application Priority Data**

Jan. 8, 2018 (KR) ..... 30-2018-0001251

(51) **LOC (12) Cl.** ..... **14-01**

(52) **U.S. Cl.**  
USPC ..... **D14/205**

(58) **Field of Classification Search**

USPC ..... D14/205–206, 223  
CPC ..... H04R 1/1008; H04R 5/033; H04R 1/10;  
H04R 1/1016

See application file for complete search history.

(56) **References Cited**

**U.S. PATENT DOCUMENTS**

D572,242 S \* 7/2008 Yang ..... D14/205  
D573,977 S \* 7/2008 Ledbetter ..... D14/205  
D711,356 S \* 8/2014 Yang ..... D14/223

D729,775 S \* 5/2015 Seo ..... D14/205  
D740,255 S \* 10/2015 Samrelius ..... D14/206  
D741,287 S \* 10/2015 Harata ..... D14/205  
D761,760 S \* 7/2016 Poulsen ..... D14/205  
D796,488 S \* 9/2017 Yoshimura ..... D14/223  
D796,489 S \* 9/2017 Arimoto ..... D14/223  
D803,184 S \* 11/2017 Loh Jun Kern ..... D14/205

(Continued)

*Primary Examiner* — Michael A. Pratt

(74) *Attorney, Agent, or Firm* — Birch, Stewart, Kolasch & Birch, LLP

(57) **CLAIM**

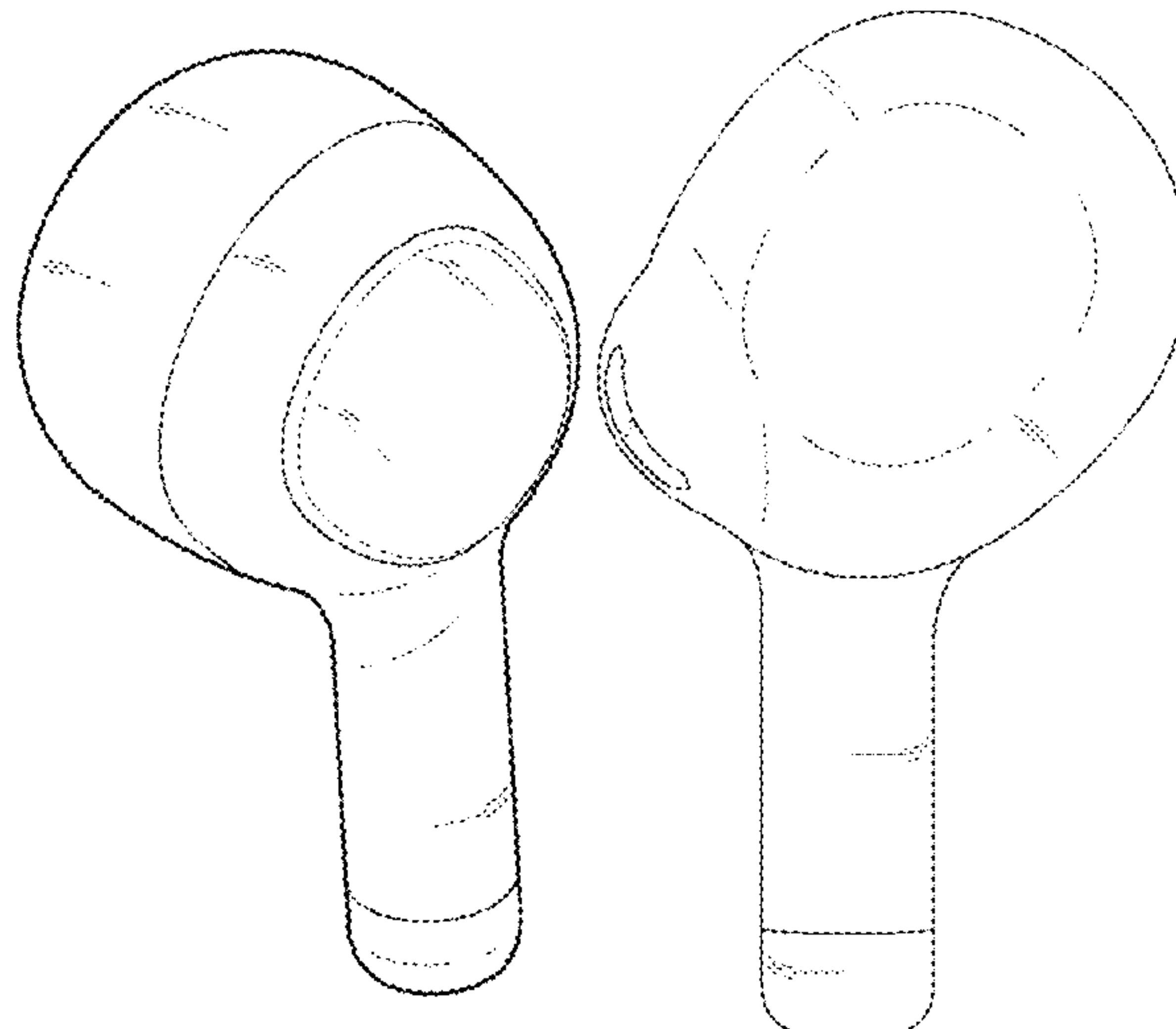
The ornamental design for a wireless earphone, as shown and described.

**DESCRIPTION**

- 1. Wireless earphone
- 1.1 : Perspective
- 1.2 : Front
- 1.3 : Back
- 1.4 : Left
- 1.5 : Right
- 1.6 : Top
- 1.7 : Bottom
- 1.8 : Back perspective
- 1.9 : Reference
- 1.10 : Reference

Reproduction 1.1 is a front perspective view of the wireless earphone; reproduction 1.2 is a front view thereof; reproduction 1.3 is a back view thereof; reproduction 1.4 is a left view thereof; reproduction 1.5 is a right view thereof; reproduction 1.6 is a top view thereof; reproduction 1.7 is a bottom view thereof; reproduction 1.8 is a back perspective view thereof; reproduction 1.9 is a reference view showing an example of use state and forms no part of the claimed design; reproduction 1.10 is a reference view showing the state of using in shape of necklace by connecting a strap and forms no part of the claimed design; this design is for a right part of the earphone among the earphone used as a pair and the left part of the earphone is symmetrical.

**1 Claim, 10 Drawing Sheets**



(56)

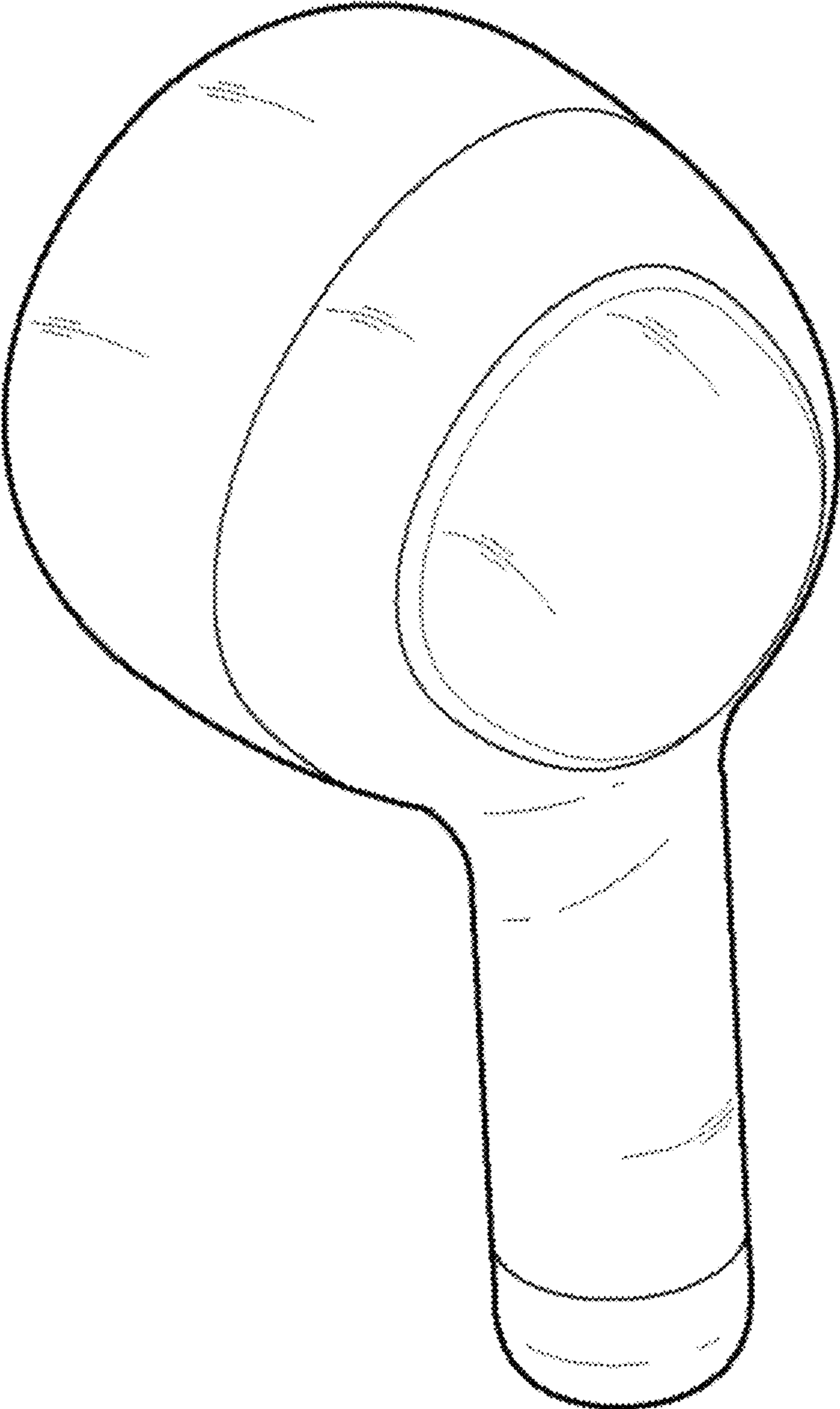
**References Cited**

U.S. PATENT DOCUMENTS

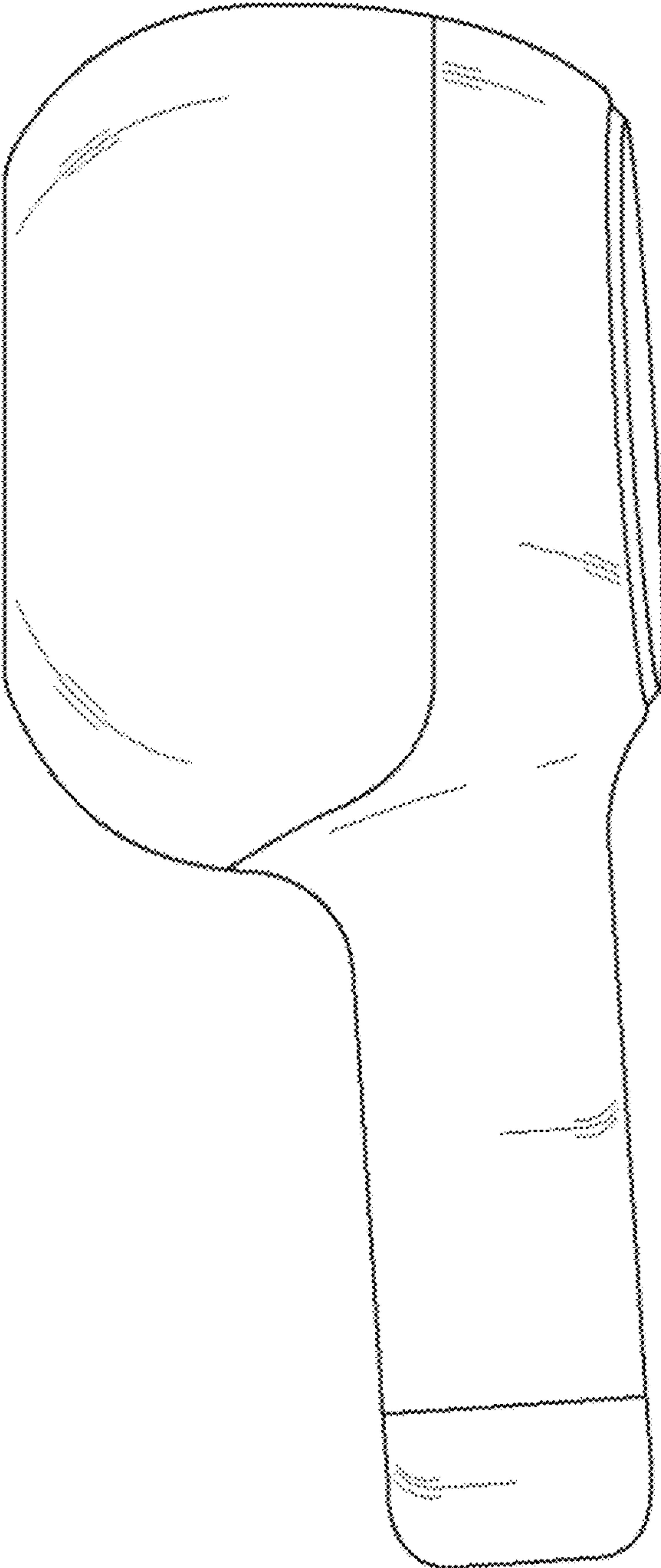
D832,824 S \* 11/2018 Kim ..... D14/223  
D848,980 S \* 5/2019 Kim ..... D14/223

\* cited by examiner

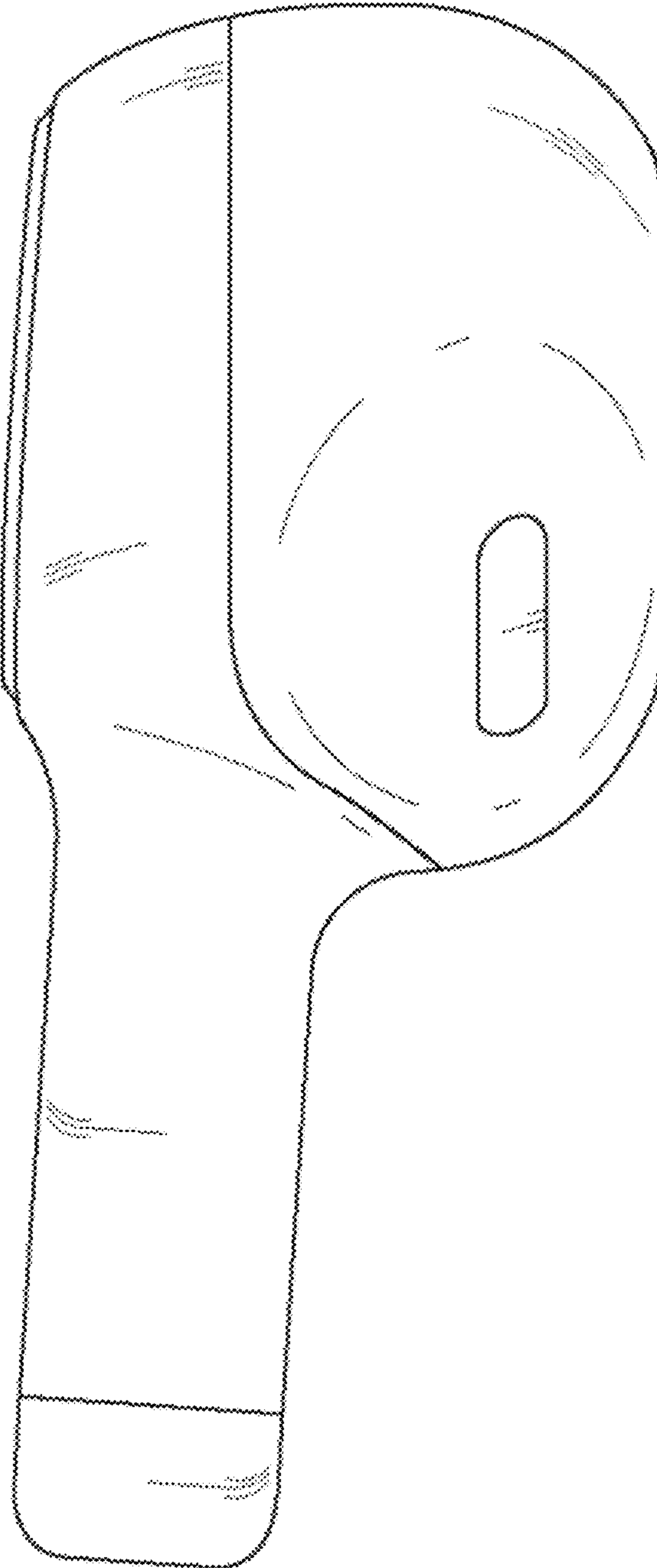
1.1



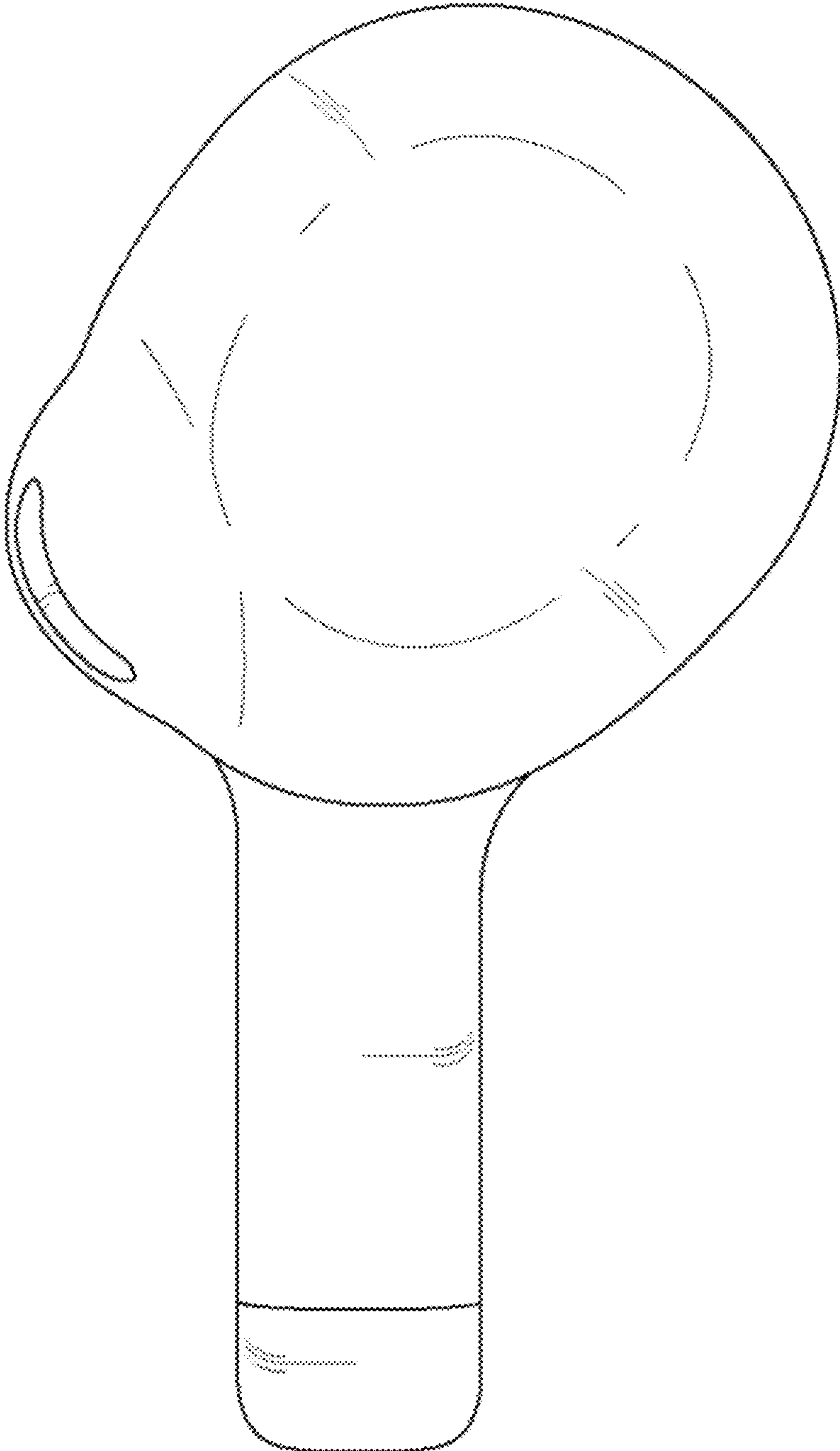
1.2



1.3

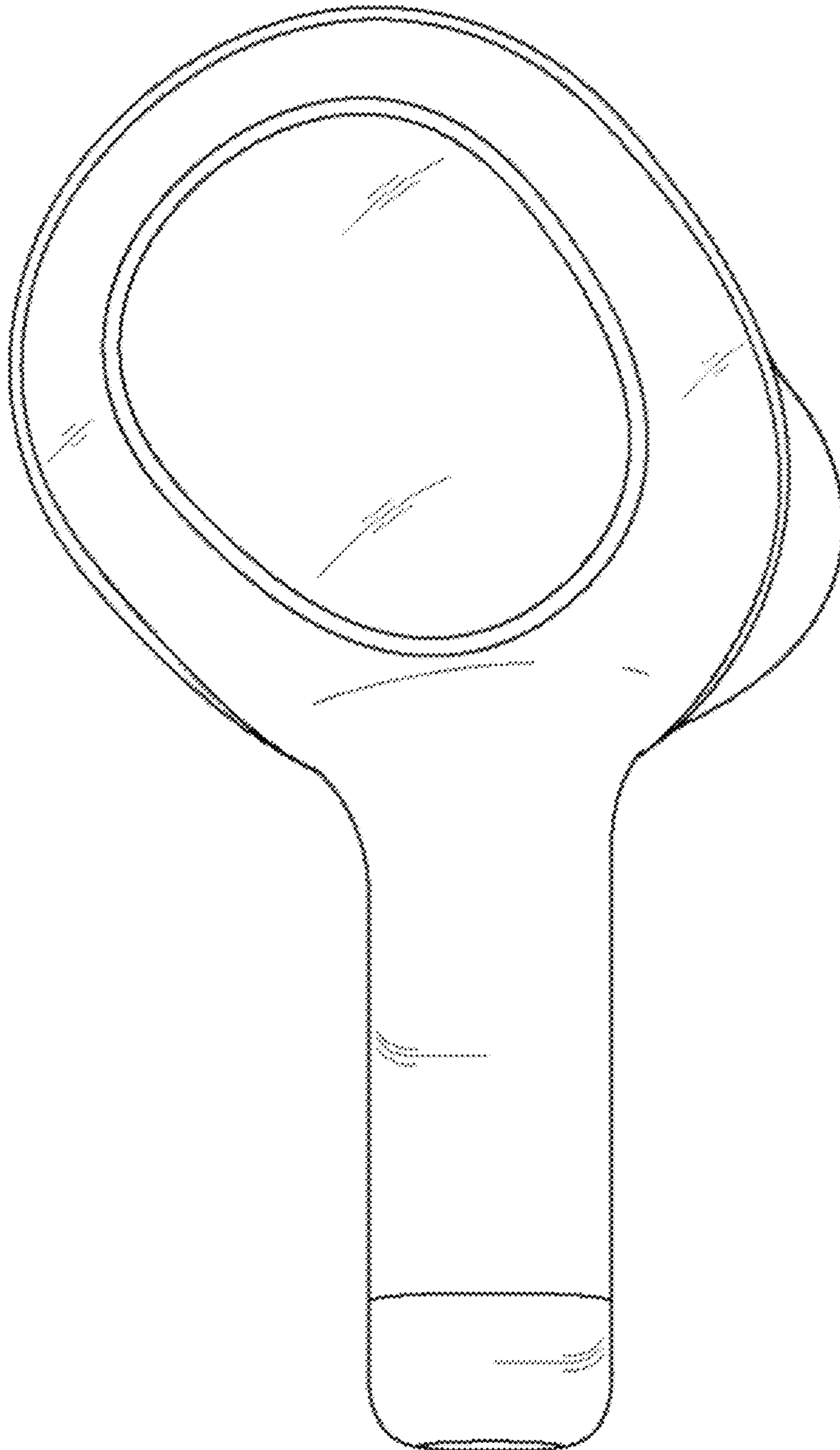


1.4

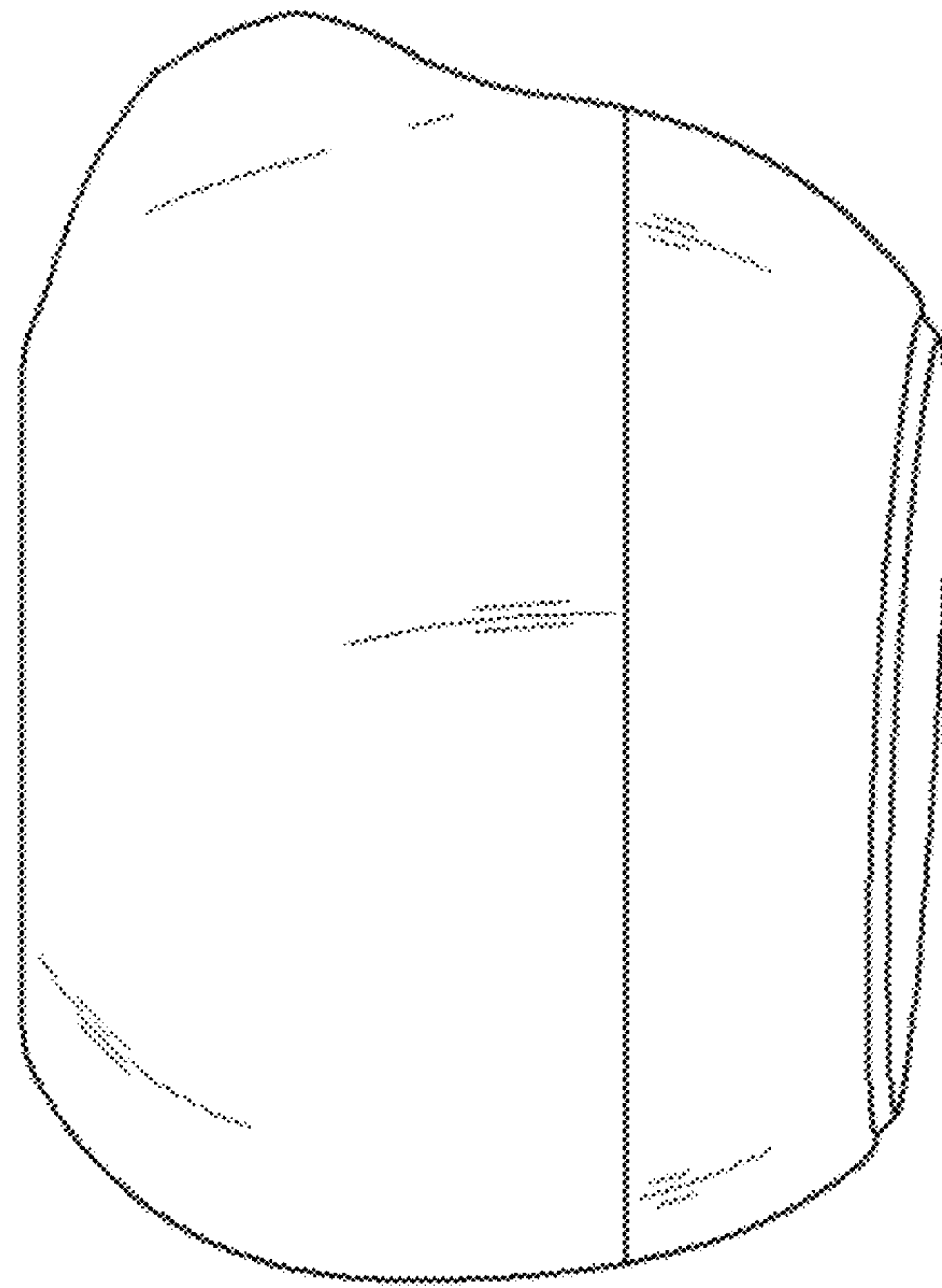




1.5

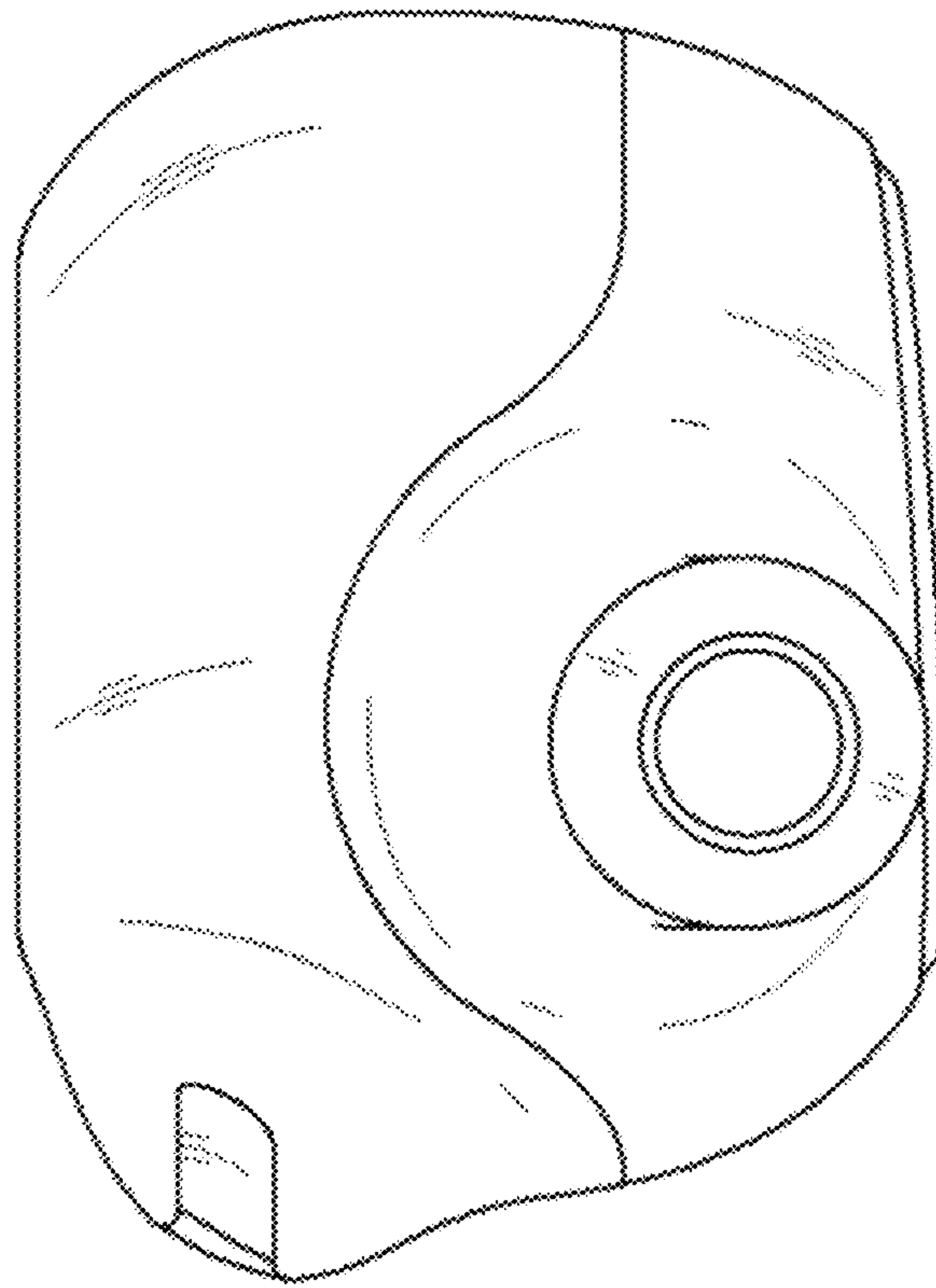


**1.6**






1.7



1.8



1.9



1.10

